



Detail of Department Programs

Supplement to the 2023-24 Adopted Budget

Volume II

2023-24



Prepared by the City Administrative Officer - July 2023

THIS PAGE INTENTIONALLY LEFT BLANK

TABLE OF CONTENTS

VOLUME I

INTRODUCTION

Page

Foreword	
The Blue Book	
Summary of Changes in Appropriations	

SECTION 1

DEPARTMENTAL BUDGET SUMMARY REGULAR DEPARTMENTAL PROGRAM COSTS DETAIL OF POSITIONS AND SALARIES

Aging.....	1
Animal Services.....	11
Building and Safety.....	25
Cannabis Regulation.....	57
City Administrative Officer.....	65
City Attorney.....	87
City Clerk.....	109
City Planning.....	125
City Tourism.....	151
Civil, Human Rights and Equity.....	157
Community Investment for Families.....	167
Controller.....	181
Council.....	195
Cultural Affairs.....	199
Disability.....	215
Economic and Workforce Development.....	227
El Pueblo de Los Angeles.....	249
Emergency Management.....	259
Employee Relations Board.....	267
Ethics Commission.....	273
Finance.....	279
Fire.....	297
General Services.....	325
Housing.....	359
Information Technology Agency.....	393
Mayor.....	415
Neighborhood Empowerment.....	419
Personnel.....	431
Police.....	463
Public Accountability.....	493

VOLUME II

SECTION 1 - CONTINUED

Public Works	
Board of Public Works.....	497
Bureau of Contract Administration.....	517
Bureau of Engineering.....	537
Bureau of Sanitation.....	571
Bureau of Street Lighting.....	611
Bureau of Street Services.....	631

Transportation.....	661
Youth Development.....	705
Zoo.....	713

SECTION 2 – OTHER PROGRAM COSTS

Library	735
Recreation and Parks	757
City Employees' Retirement Fund	787
Fire and Police Pension Fund	791

SECTION 3 – NON-DEPARTMENTAL SCHEDULES

Accessible Housing Program	795
Attorney Conflicts Panel	799
Business Improvement District Trust Fund	801
Capital Finance Administration Fund.....	803
Capital and Technology Improvement Expenditure Program	
Summary	821
Clean Water.....	825
Municipal Facilities	827
Physical Plant	849
Technology	867
Emergency Operations Fund.....	869
Ethics Commission Public Matching Campaign Funds Trust Fund	871
General City Purposes	873
Human Resources Benefits.....	895
Leasing	899
Liability Claims.....	901
Los Angeles Convention Center Private Operator	903
Los Angeles Tourism and Convention Board.....	905
Measure M Local Return Fund	911
Measure R Traffic Relief and Rail Expansion Funds.....	915
Measure United to House LA	921
Measure W Local Return Fund.....	925
Neighborhood Council Fund.....	929
Proposition A Local Transit Assistance Fund.....	931
Proposition C Anti-Gridlock Transit Improvement Fund	939
Road Maintenance and Rehabilitation Program Special Fund	945
Sewer Construction and Maintenance Fund	949
Sidewalk Repair Program	955
Solid Waste Resources Revenue Fund	959
Special Gas Tax Improvement Fund.....	963
Special Parking Revenue Fund	967
Stormwater Pollution Abatement Fund.....	971
Street Damage Restoration Fee Special Fund.....	975
Telecommunications and PEG Development.....	979
Unappropriated Balance.....	981
Water and Electricity.....	987
2023 Tax and Revenue Anticipation Notes, Debt Service Fund	989

OTHER SUPPLEMENTAL SCHEDULES

Alterations and Improvement Projects	991
Fleet Vehicles and Equipment.....	993
Homeless Budget	999
Street Improvement	1023



2
0
2
3
-
2
4

**Regular Departmental Program Costs
Detail of Positions and Salaries**

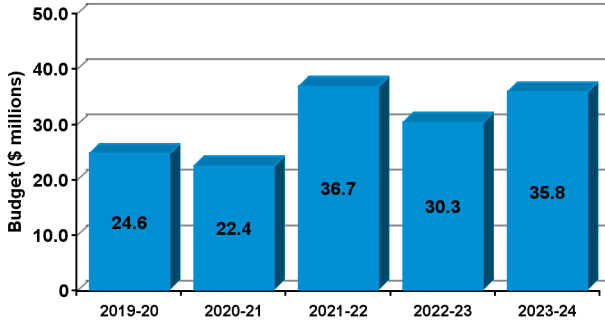
THIS PAGE INTENTIONALLY LEFT BLANK

BOARD OF PUBLIC WORKS

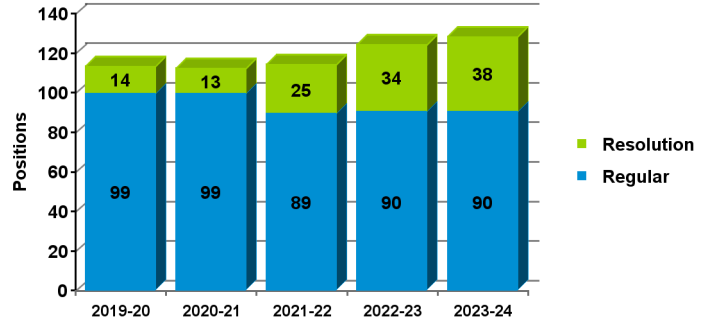
2023-24 Adopted Budget

FIVE-YEAR HISTORY OF BUDGET AND POSITION AUTHORITIES

FIVE-YEAR BUDGET HISTORY



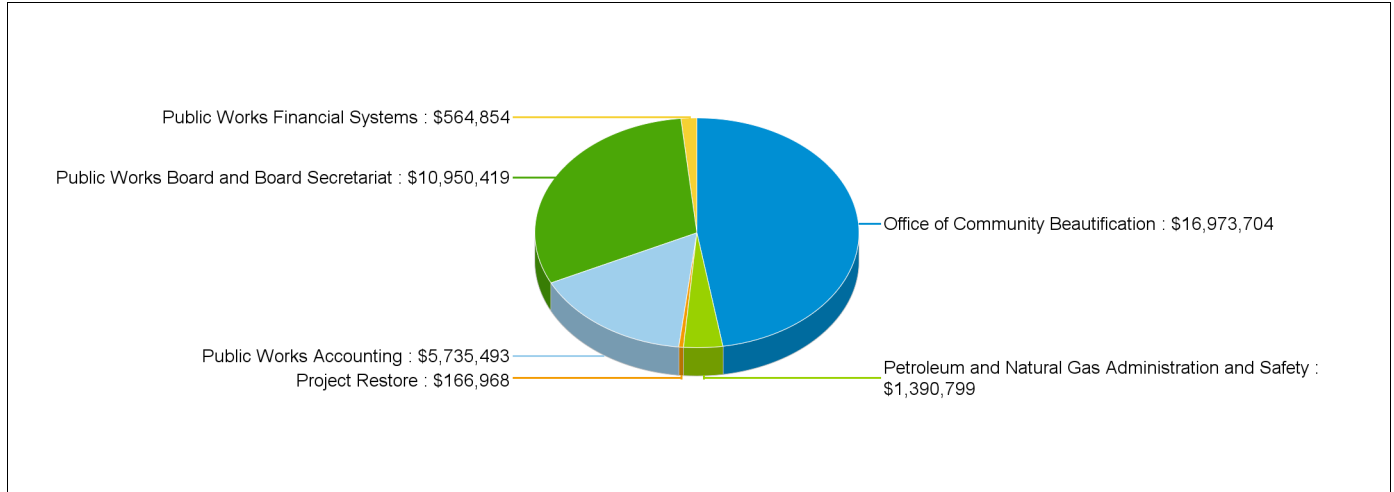
FIVE-YEAR POSITION AUTHORITY HISTORY



SUMMARY OF 2023-24 ADOPTED BUDGET CHANGES

	Total Budget			General Fund				Special Fund			
		Regular	Resolution		Regular	Resolution		Regular	Resolution		
2022-23 Adopted	\$30,255,072	90	34	\$25,414,596	84.0%	46	25	\$4,840,476	16.0%	44	9
2023-24 Adopted	\$35,782,237	90	38	\$30,303,507	84.7%	46	29	\$5,478,730	15.3%	44	9
Change from Prior Year	\$5,527,165	-	4	\$4,888,911	-	4		\$638,254	-	-	-

2023-24 FUNDING DISTRIBUTION BY PROGRAM



MAIN BUDGET ITEMS

	Funding	Positions
* Graffiti Abatement Pre-Apprenticeship Job Training	\$875,000	-
* Graffiti Abatement Strike Force Crews	\$1,670,000	-
* CleanLA Program	\$6,092,507	-

Recapitulation of Changes

	Adopted Budget 2022-23	Total Budget Changes	Total Budget 2023-24
EXPENDITURES AND APPROPRIATIONS			
Salaries			
Salaries General	11,486,603	1,255,813	12,742,416
Salaries, As-Needed	-	144,105	144,105
Overtime General	10,347	-	10,347
Total Salaries	<u>11,496,950</u>	<u>1,399,918</u>	<u>12,896,868</u>
Expense			
Printing and Binding	23,476	-	23,476
Contractual Services	18,426,296	4,108,047	22,534,343
Transportation	2,000	-	2,000
Office and Administrative	129,350	19,200	148,550
Operating Supplies	177,000	-	177,000
Total Expense	<u>18,758,122</u>	<u>4,127,247</u>	<u>22,885,369</u>
Total Board of Public Works	<u>30,255,072</u>	<u>5,527,165</u>	<u>35,782,237</u>

Recapitulation of Changes

	Adopted Budget 2022-23	Total Budget Changes	Total Budget 2023-24
SOURCES OF FUNDS			
General Fund	25,414,596	4,888,911	30,303,507
Solid Waste Resources Revenue Fund (Sch. 2)	307,732	29,686	337,418
Special Gas Tax Improvement Fund (Sch. 5)	304,091	29,723	333,814
Stormwater Pollution Abatement Fund (Sch. 7)	98,069	9,242	107,311
Sewer Operations & Maintenance Fund (Sch. 14)	2,093,168	216,310	2,309,478
Sewer Capital Fund (Sch. 14)	1,136,443	121,838	1,258,281
Street Lighting Maintenance Assessment Fund (Sch. 19)	239,902	28,347	268,249
Arts and Cultural Facilities & Services Fund (Sch. 24)	100,000	-	100,000
Proposition C Anti-Gridlock Transit Fund (Sch. 27)	135,661	22,870	158,531
Council District 15 Real Property Trust Fund (Sch. 29)	-	144,105	144,105
Citywide Recycling Trust Fund (Sch. 32)	118,120	7,893	126,013
Sidewalk Repair Fund (Sch. 51)	167,766	15,216	182,982
Road Maintenance and Rehabilitation Program Special (Sch. 5)	71,961	5,185	77,146
Measure W Local Return Fund (Sch. 55)	67,563	7,839	75,402
Total Funds	30,255,072	5,527,165	35,782,237
Percentage Change			18.27%
Positions	90	-	90

Changes Applicable to Various Programs

The following changes involve two or more budgetary programs. These changes are explained below and apportioned as single entries in the affected programs. Single-program changes are shown only in the programs involved.

Program Changes	Direct Cost	Positions	Total Cost
Changes in Salaries, Expense, Equipment, and Special Obligatory Changes			
1. 2022-23 Employee Compensation Adjustment Related costs consist of employee benefits. <i>SG: \$249,139</i> <i>Related Costs: \$86,759</i>	249,139	-	335,898
2. 2023-24 Employee Compensation Adjustment Related costs consist of employee benefits. <i>SG: \$332,244</i> <i>Related Costs: \$75,398</i>	332,244	-	407,642
3. Change in Number of Working Days Reduce funding to reflect one fewer working day. There will be 260 working days in 2023-24. Related costs consist of employee benefits. <i>SG: (\$37,061)</i> <i>Related Costs: (\$12,899)</i>	(37,061)	-	(49,960)
4. Salary Step and Turnover Effect Related costs consist of employee benefits. <i>SG: \$88,073</i> <i>Related Costs: \$30,658</i>	88,073	-	118,731
Deletion of One-Time Services			
5. Deletion of One-Time Expense Funding Delete one-time expense funding. <i>EX: (\$5,011,230)</i>	(5,011,230)	-	(5,011,230)

Program Changes	Direct Cost	Positions	Total Cost
Changes in Salaries, Expense, Equipment, and Special			
Deletion of One-Time Services			
6. Deletion of Funding for Resolution Authorities Delete funding for 34 resolution authority positions. An additional two positions were approved during 2022-23. Resolution authorities are reviewed annually and continued only if sufficient funding is available to maintain the current service level. Related costs consist of employee benefits. 31 positions are continued: Sidewalk Repair Program Support (Two positions) MICLA Accounting Support (One position) Sewer Construction and Maintenance Accounts Payable (Two positions) Costs Accounting and Reconciliation (Two positions) Homeless Services and General Fund Accounting Support (Two positions) Industrial Waste Billings (One position) Public Works Trust Fund Accounting Support (One position) Measure W Accounting Support (One position) SB 1 Accounting Support (One position) Public Works Trust Fund Support (One position) Office of Forest Management (One position) Forest Management Policy and Research (Two positions) Grants Unit (One position) Mobile Pit Stop Program (One position) Climate Emergency Mobilization Office (Two positions) Climate Emergency Mobilization Grants and Legislation (One position) CEMO Environmental Affairs Officer (One position) CleanLA Program (One position) Oil Well Amortization Program (Three positions) Oil and Gas Well Facility Compliance Program (Three positions) Office of Petroleum Clerical Support (One position) Two positions approved during 2022-23 are continued: Office of Community Beautification Clerical Support (One position) Board Secretariat Clerical Support (One position) Three positions are not continued: Climate Emergency Mobilization Office (Two positions) Cool City Challenge (One position) SG: (\$2,402,291) <i>Related Costs: (\$1,281,392)</i>	(2,402,291)	-	(3,683,683)
7. Deletion of One-Time Salary Funding Delete one-time Salaries General funding. SG: (\$53,804)	(53,804)	-	(53,804)

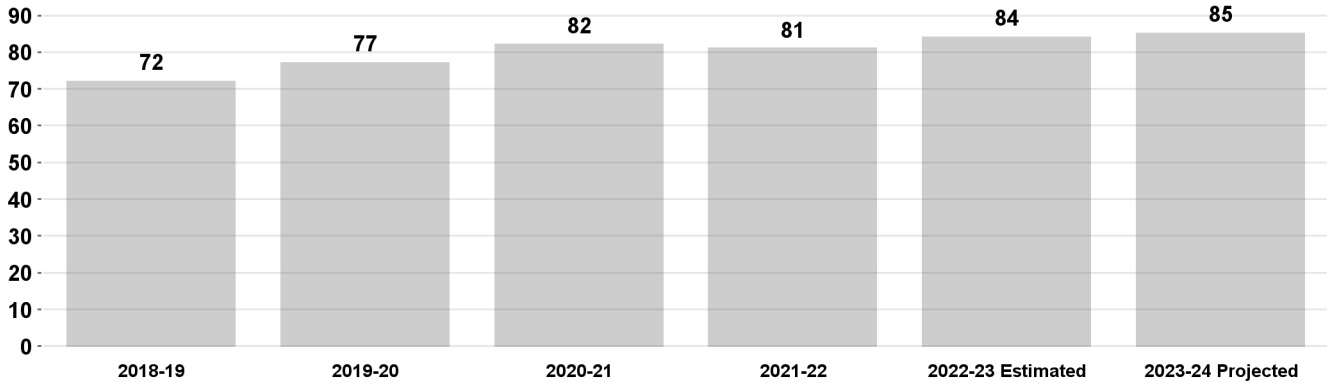
Board of Public Works

Program Changes	Direct Cost	Positions	Total Cost
Changes in Salaries, Expense, Equipment, and Special			
New Services			
8. Professional Development and Training Add one-time funding in the Office and Administrative Account for professional development and training. <i>EX: \$40,000</i>	40,000	-	40,000
Efficiencies to Services			
9. One-Time Salary Reduction Reduce funding in the Salaries General Account on a one-time basis to reflect savings generated by positions filled in lieu, anticipated hiring plans, and attrition. Related costs consist of employee benefits. <i>SG: (\$100,000)</i> <i>Related Costs: (\$34,860)</i>	(100,000)	-	(134,860)
TOTAL CHANGES APPLICABLE TO VARIOUS PROGRAMS	(6,894,930)	-	

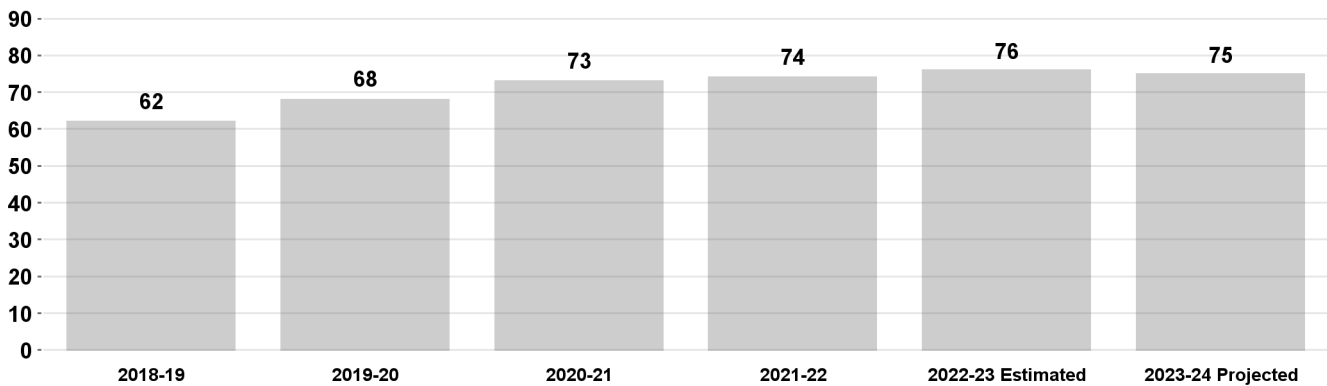
Office of Community Beautification

This program beautifies the City through graffiti removal, litter cleanup and weed removal; greenery planting; community beautification clean-up events; and other programs including adopt-a-median, adopt-a-basket, and the paint bank. This program empowers communities with resources and partnership opportunities to beautify their neighborhoods.

Percent of Graffiti Removal Requests Completed in 48 Hours



Percent of Graffiti Removal Requests Completed in 24 Hours



Program Changes

Direct Cost Positions Total Cost

Changes in Salaries, Expense, Equipment, and Special

Apportionment of Changes Applicable to Various Programs	(4,156,637)	-	(4,154,739)
Related costs consist of employee benefits.			
SG: \$8,363 EX: (\$4,165,000)			
Related Costs: \$1,898			

Office of Community Beautification

Program Changes	Direct Cost	Positions	Total Cost
Changes in Salaries, Expense, Equipment, and Special			
Continuation of Services			
10. Office of Community Beautification Clerical Support Add funding and continue resolution authority for one Administrative Clerk to provide clerical support for the Office of Community Beautification. This position was approved during 2022-23 (C.F. 22-1592). Related costs consist of employee benefits. <i>SG: \$48,767</i> <i>Related Costs: \$32,433</i>	48,767	-	81,200
11. Graffiti Abatement Pre-Apprenticeship Job Training Continue one-time funding in the Contractual Services Account for pre-apprenticeship employment opportunities for transitional workers on graffiti abatement projects. <i>EX: \$875,000</i>	875,000	-	875,000
12. Graffiti Abatement Strike Force Crews Add one-time funding in the Contractual Services Account for graffiti abatement crews in high graffiti areas. Funding was previously provided in the Unappropriated Balance. <i>EX: \$1,670,000</i>	1,670,000	-	1,670,000
TOTAL Office of Community Beautification	(1,562,870)	-	
2022-23 Program Budget	18,536,574	8	
Changes in Salaries, Expense, Equipment, and Special	(1,562,870)	-	
2023-24 PROGRAM BUDGET	16,973,704	8	

Project Restore

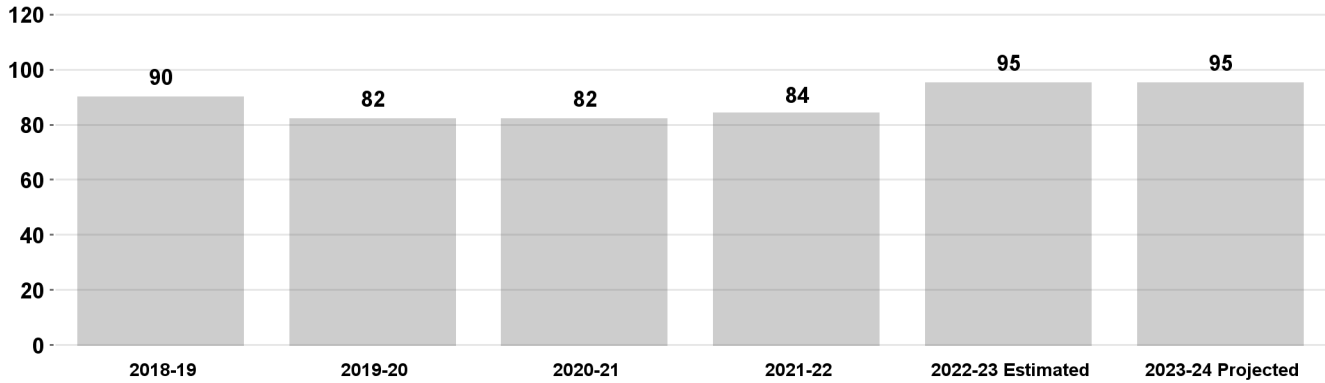
This program oversees the restoration and preservation of historic City-owned facilities and other special projects, as well as day-to-day operations, including design, project management, contract administration, fundraising, grant writing, budget, procurement, and accounting.

Program Changes	Direct Cost	Positions	Total Cost
Changes in Salaries, Expense, Equipment, and Special			
Apportionment of Changes Applicable to Various Programs	4,046	-	5,455
Related costs consist of employee benefits.			
SG: \$4,046			
Related Costs: \$1,409			
Other Changes or Adjustments			
13. Architectural Staffing Support	-	-	-
Add funding and regular authority for one Architectural Associate IV to support the Office of Project Restore. Delete funding and regular authority for one Senior Management Analyst I. The salary cost difference will be absorbed by the Department.			
TOTAL Project Restore	4,046	-	
2022-23 Program Budget	162,922	1	
Changes in Salaries, Expense, Equipment, and Special	4,046	-	
2023-24 PROGRAM BUDGET	166,968	1	

Public Works Accounting

This program provides day-to-day accounting and financial services for the Department of Public Works, including capital programming and budgeting, fee and cost recovery, general and cost accounting, and special funds and projects accounting.

Percentage of All Payments Processed within 30 Days



Program Changes	Direct Cost	Positions	Total Cost
Changes in Salaries, Expense, Equipment, and Special			
Apportionment of Changes Applicable to Various Programs	(521,981)	-	(893,763)
Related costs consist of employee benefits.			
SG: (\$540,881) EX: \$18,900			
Related Costs: (\$371,782)			
Continuation of Services			
14. Sidewalk Repair Program Support	182,982	-	277,636
Continue funding and resolution authority for two positions consisting of one Senior Accountant II and one Accountant to support the Sidewalk Repair Incentive Rebate Program and all financial transactions related to the Sidewalk Repair Program. Funding is provided by the Sidewalk Repair Fund. Related costs consist of employee benefits.			
SG: \$182,982			
Related Costs: \$94,654			
15. MICLA Accounting Support	77,146	-	119,472
Continue funding and resolution authority for one Senior Accountant I to provide accounting and financial support for Municipal Improvement Corporation of Los Angeles (MICLA) projects and Convention Center related MICLA projects. Partial funding is provided by the Street Lighting Maintenance Assessment Fund (\$15,429) and the Proposition C Anti-Gridlock Transit Fund (\$7,715). Related costs consist of employee benefits.			
SG: \$77,146			
Related Costs: \$42,326			

Public Works Accounting

Program Changes	Direct Cost	Positions	Total Cost
Changes in Salaries, Expense, Equipment, and Special			
Continuation of Services			
16. Sewer Construction and Maintenance Accounts Payable Continue funding and resolution authority for two positions consisting of one Senior Accountant I and one Accountant to provide accounting and financial support for emergency sewer repairs, regular construction, and associated consultant contracts. Funding is provided by the Sewer Construction and Maintenance Fund. Related costs consist of employee benefits. <i>SG: \$152,548</i> <i>Related Costs: \$84,044</i>	152,548	-	236,592
17. Costs Accounting and Reconciliation Continue funding and resolution authority for two positions consisting of one Senior Accountant I and one Accountant to reconcile Sewer Construction and Maintenance related expenditures. Funding is provided by the Sewer Construction and Maintenance Fund. Related costs consist of employee benefits. <i>SG: \$152,548</i> <i>Related Costs: \$84,044</i>	152,548	-	236,592
18. Homeless Services and General Fund Accounting Support Continue funding and resolution authority for two positions consisting of one Senior Accountant I and one Accounting Clerk to provide accounting and financial support to the Homeless Roadmap Initiative, Proposition HHH, A Bridge Home Initiative, other homelessness-related projects, and hazardous waste invoicing. Related costs consist of employee benefits. <i>SG: \$139,045</i> <i>Related Costs: \$79,337</i>	139,045	-	218,382
19. Industrial Waste Billings Continue funding and resolution authority for one Accountant for the Sewer Construction and Maintenance Division, Industrial Waste Billings Section. Funding is provided by the Sewer Construction and Maintenance Fund. Related costs consist of employee benefits. <i>SG: \$75,402</i> <i>Related Costs: \$41,718</i>	75,402	-	117,120
20. Public Works Trust Fund Accounting Support Continue funding and resolution authority for one Accountant to provide accounting and financial support to the Public Works Trust Fund. Related costs consist of employee benefits. <i>SG: \$75,402</i> <i>Related Costs: \$41,718</i>	75,402	-	117,120

Public Works Accounting

Program Changes	Direct Cost	Positions	Total Cost
Changes in Salaries, Expense, Equipment, and Special			
Continuation of Services			
21. Measure W Accounting Support Continue funding and resolution authority for one Accountant to provide accounting and financial support to the Measure W program. Funding is provided by the Measure W Local Return Fund. Related costs consist of employee benefits. <i>SG: \$75,402</i> <i>Related Costs: \$41,718</i>	75,402	-	117,120
22. SB 1 Accounting Support Continue funding and resolution authority for one Senior Accountant I to provide accounting and financial support to the Road Maintenance and Rehabilitation (SB 1) Program. Funding is provided by the SB 1 Special Fund. Related costs consist of employee benefits. <i>SG: \$77,146</i> <i>Related Costs: \$42,326</i>	77,146	-	119,472
Increased Services			
23. General Fund Accounting Support Add nine-months funding and resolution authority for two positions consisting of one Accountant and one Senior Accountant I, subject to pay grade determination by the City Administrative Officer, Employee Relations Division, to provide General Fund accounting support. Related costs consist of employee benefits. <i>SG: \$114,411</i> <i>Related Costs: \$70,750</i>	114,411	-	185,161
TOTAL Public Works Accounting	600,051	-	
2022-23 Program Budget	5,135,442	50	
Changes in Salaries, Expense, Equipment, and Special	600,051	-	
2023-24 PROGRAM BUDGET	5,735,493	50	

Public Works Financial Systems

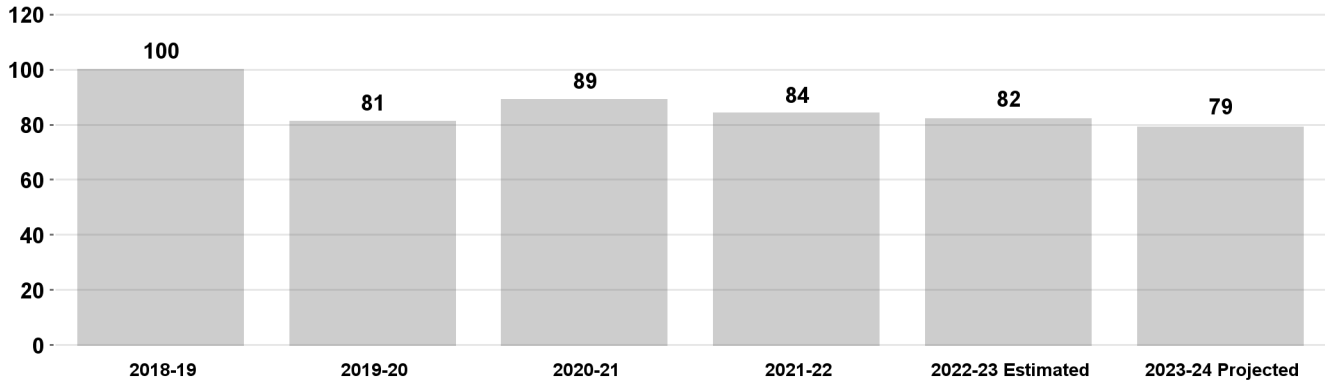
This program creates and maintains financial systems to efficiently manage financial processes within the Department of Public Works.

Program Changes	Direct Cost	Positions	Total Cost
Changes in Salaries, Expense, Equipment, and Special			
Apportionment of Changes Applicable to Various Programs	23,245	-	30,224
Related costs consist of employee benefits.			
SG: \$23,245			
Related Costs: \$6,979			
TOTAL Public Works Financial Systems	23,245	-	
2022-23 Program Budget	541,609	4	
Changes in Salaries, Expense, Equipment, and Special	23,245	-	
2023-24 PROGRAM BUDGET	564,854	4	

Public Works Board and Board Secretariat

This program provides overall management, direction, administrative control, and transparency of process to the public for the Department of Public Works. This program also oversees the bid and award process of construction contracts.

Percent of Board Meeting Journals Posted within 24 Hours



Program Changes	Direct Cost	Positions	Total Cost
Changes in Salaries, Expense, Equipment, and Special			
Apportionment of Changes Applicable to Various Programs	(1,363,212)	-	(1,803,674)
Related costs consist of employee benefits. SG: (\$748,312) EX: (\$614,900) Related Costs: (\$440,462)			
Continuation of Services			
24. Public Works Trust Fund Support	128,409	-	188,605
Continue funding and resolution authority for one Senior Management Analyst I to provide financial management and administrative support of the Public Works Trust Fund. Partial funding is provided by the Sewer Construction and Maintenance Fund (\$12,841) and the Street Lighting Maintenance Assessment Fund (\$6,420). Related costs consist of employee benefits. SG: \$128,409 Related Costs: \$60,196			
25. Office of Forest Management	128,409	-	188,605
Continue funding and resolution authority for one Senior Management Analyst I to support the City Forest Officer. Related costs consist of employee benefits. SG: \$128,409 Related Costs: \$60,196			
26. PrimeGov Customization of Programming	85,000	-	85,000
Continue funding in the Contractual Services Account for PrimeGov to publish Board agendas and minutes, record votes, and host audio-video files of public meetings. Partial funding is provided by the Sewer Construction and Maintenance Fund (\$27,200). EX: \$85,000			

Public Works Board and Board Secretariat

Program Changes	Direct Cost	Positions	Total Cost
Changes in Salaries, Expense, Equipment, and Special			
Continuation of Services			
27. Forest Management Policy and Research Continue funding and resolution authority for two Environmental Specialist IIs to provide technical environmental support to the City Forest Officer. Related costs consist of employee benefits. <i>SG: \$188,089</i> <i>Related Costs: \$96,434</i>	188,089	-	284,523
28. Grants Unit Continue resolution authority for one Management Analyst to lead the Grants Unit. Front-funding is provided by the Public Works Trust Fund and reimbursed by the State of California, Department of Forestry and Fire Protection Grant Program.	-	-	-
29. Mobile Pit Stop Program Continue resolution authority for one Senior Management Analyst I for program management and oversight of the Mobile Pit Stop, Mobile Shower, and Skid Row Cleaning programs. Funding will be provided through interim appropriations from the Homeless Housing, Assistance, and Prevention Program.	-	-	-
30. Climate Emergency Mobilization Office Continue funding and resolution authority for two Management Analysts to support the Climate Emergency Mobilization Office and the Climate Emergency Mobilization Commission. Two positions consisting of one Principal Project Coordinator and Principal Clerk are not continued. Related costs consist of employee benefits. <i>SG: \$191,102</i> <i>Related Costs: \$97,484</i>	191,102	-	288,586
31. Climate Emergency Mobilization Grants and Legislation Continue funding and resolution authority for one Senior Management Analyst I to administer grants and legislative requests for the Climate Emergency Mobilization Office. Related costs consist of employee benefits. <i>SG: \$128,409</i> <i>Related Costs: \$60,196</i>	128,409	-	188,605
32. CEMO Environmental Affairs Officer Continue funding and resolution authority for one Environmental Affairs Officer to execute the Heat Action Plan. Related costs consist of employee benefits. <i>SG: \$136,197</i> <i>Related Costs: \$62,911</i>	136,197	-	199,108

Public Works Board and Board Secretariat

Program Changes	Direct Cost	Positions	Total Cost
Changes in Salaries, Expense, Equipment, and Special			
Continuation of Services			
33. Board Secretariat Clerical Support Add funding and continue resolution authority for one Administrative Clerk to provide clerical support for the Board Secretariat. This position was approved during 2022-23 (C.F. 22-1592). Related costs consist of employee benefits. <i>SG: \$48,767</i> <i>Related Costs: \$32,433</i>	48,767	-	81,200
34. CleanLA Program Continue one-time funding in the Contractual Services Account for clean-up efforts Citywide. Budget, Finance and Innovation Report Item No. 88 The Council modified the Mayor's Proposed Budget by adding funding and continuing resolution authority for one Senior Management Analyst I to support the CleanLA program. Delete funding in the Contractual Services Account (\$38,523). This position will be partially reimbursed by the California for All Youth Grant. Related costs consist of employee benefits. <i>SG: \$131,030 EX: \$5,961,477</i> <i>Related Costs: \$61,110</i>	6,092,507	-	6,153,617
35. Climate Emergency Mobilization Consulting Services Continue one-time funding in the Contractual Services Account for consultant services to develop a climate emergency strategic plan. <i>EX: \$500,000</i>	500,000	-	500,000
Increased Services			
36. Technology Licenses Add funding in the Office and Administrative Account for technology licenses to host public meetings virtually. <i>EX: \$7,000</i>	7,000	-	7,000
37. Climate Emergency Mobilization Officer Add funding and resolution authority for one Climate Emergency Mobilization Officer to lead the Climate Emergency Mobilization Office. Related costs consist of employee benefits. <i>SG: \$153,100</i> <i>Related Costs: \$68,804</i>	153,100	-	221,904
38. CEMO Commission Support Add funding and resolution authority for one Commission Executive Assistant I to provide clerical and administrative support for Climate Emergency Mobilization Commission. Related costs consist of employee benefits. <i>SG: \$70,992</i> <i>Related Costs: \$40,181</i>	70,992	-	111,173

Public Works Board and Board Secretariat

Program Changes	Direct Cost	Positions	Total Cost
Changes in Salaries, Expense, Equipment, and Special			
New Services			
39. Budget, Finance and Innovation Report Item No. 139	-	-	-
The Council modified the Mayor's Proposed Budget by adding resolution authority without funding for one Senior Management Analyst I to provide administrative support for the Workforce Equity Demonstration program.			
TOTAL Public Works Board and Board Secretariat	6,494,769	-	
2022-23 Program Budget	4,455,650	23	
Changes in Salaries, Expense, Equipment, and Special	6,494,769	-	
2023-24 PROGRAM BUDGET	10,950,419	23	

Petroleum and Natural Gas Administration and Safety

This program provides for the administration of pipeline and electric utility franchises, and fulfills the role of petroleum administrator for the City.

Program Changes	Direct Cost	Positions	Total Cost
Changes in Salaries, Expense, Equipment, and Special			
Apportionment of Changes Applicable to Various Programs Related costs consist of employee benefits. <i>SG: (\$670,161) EX: (\$210,230)</i> <i>Related Costs: (\$334,378)</i>	(880,391)	-	(1,214,769)
Continuation of Services			
40. Oil Well Amortization Program Continue funding and resolution authority for three positions consisting of one Environmental Supervisor II, one Environmental Specialist II, and one Management Analyst to support the Oil Well Amortization Program. Related costs consist of employee benefits. <i>SG: \$303,326</i> <i>Related Costs: \$152,038</i>	303,326	-	455,364
41. Oil and Gas Well Facility Compliance Program Continue funding and resolution authority for three positions consisting of one Senior Environmental Engineer, one Environmental Specialist III, and one Environmental Supervisor II to support the Oil and Gas Well Drill Site Facility Compliance Program. Related costs consist of employee benefits. <i>SG: \$352,117</i> <i>Related Costs: \$169,047</i>	352,117	-	521,164
42. Office of Petroleum Clerical Support Continue funding and resolution authority for one Administrative Clerk to provide clerical support for the Office of Petroleum and Natural Gas. Related costs consist of employee benefits. <i>SG: \$48,767</i> <i>Related Costs: \$32,433</i>	48,767	-	81,200
Increased Services			
43. Budget, Finance and Innovation Report Item No. 89 The Council modified the Mayor's Proposed Budget by adding one-time funding in the Salaries, As-Needed Account to establish a contract for an amortization study of oil and gas fields. Funding is provided by the Council District 15 Real Property Trust Fund. <i>SAN: \$144,105</i>	144,105	-	144,105

Petroleum and Natural Gas Administration and Safety

TOTAL Petroleum and Natural Gas Administration and Safety	(32,076)	-
2022-23 Program Budget	1,422,875	4
Changes in Salaries, Expense, Equipment, and Special	(32,076)	-
2023-24 PROGRAM BUDGET	1,390,799	4

**BOARD OF PUBLIC WORKS
DETAIL OF CONTRACTUAL SERVICES ACCOUNT**

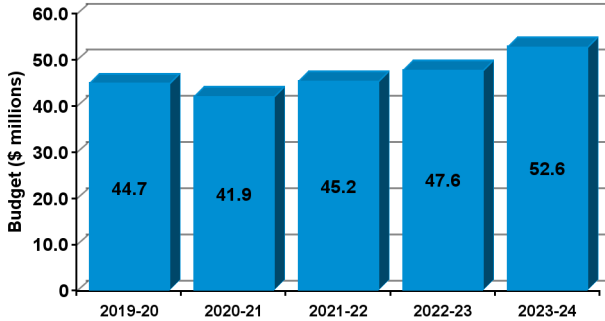
2021-22 Actual Expenditures	2022-23 Adopted Budget	2022-23 Estimated Expenditures	Program/Code/Description	2023-24 Contract Amount
Office of Community Beautification - BC7401				
\$ 14,651	\$ 18,698	\$ 18,000	1. Graphics production	\$ 18,698
12,565,727	11,898,534	15,320,000	2. Graffiti abatement services.....	11,898,534
125,000	875,000	2,500,000	3. Graffiti abatement pre-apprenticeship job training.....	875,000
-	-	1,670,000	4. Graffiti abatement strike teams.....	1,670,000
1,269,740	2,651,000	2,840,000	5. Clean and Green.....	751,000
7,341,781	-	10,997,000	6. Supplemental clean-up services.....	-
161,666	180,000	205,000	7. LA River Corps.....	180,000
841,322	927,000	927,000	8. Clean Streets Initiative	525,000
42,865	-	209,000	9. Tree planting.....	-
2,678,086	988,000	7,000,000	10. CleanLA.....	-
<u>\$ 25,040,838</u>	<u>\$ 17,538,232</u>	<u>\$ 41,686,000</u>	Office of Community Beautification Total	<u>\$ 15,918,232</u>
Public Works Accounting - FG7403				
\$ 39,366	\$ 42,133	\$ 48,000	11. Copiers, cell phones, machine maintenance, storage.....	\$ 42,133
<u>\$ 39,366</u>	<u>\$ 42,133</u>	<u>\$ 48,000</u>	Public Works Accounting Total	<u>\$ 42,133</u>
Public Works Board and Board Secretariat - FG7405				
\$ 50,000	\$ 112,501	\$ 115,000	12. Copiers, cell phones, machine maintenance, security.....	\$ 73,978
-	-	16,000	13. Temporary administrative services.....	-
4,728,028	-	-	14. CleanLA - Adult Workforce.....	6,000,000
4,067,323	-	3,828,000	15. Mobile Pit-Stop Program.....	-
-	-	3,405,000	16. Skid Row cleaning program.....	-
20,000	-	150,000	17. Workforce equity demonstration project.....	-
-	500,000	1,000,000	18. Climate emergency stakeholder engagement consultant.....	500,000
-	20,000	20,000	19. Tree Replacement Guarantee Fee and fee study.....	-
<u>\$ 8,865,351</u>	<u>\$ 632,501</u>	<u>\$ 8,534,000</u>	Public Works Board and Board Secretariat Total	<u>\$ 6,573,978</u>
Petroleum and Natural Gas Administration and Safety - FG7406				
\$ 368,000	\$ 200,000	\$ 87,000	20. Oil and gas industry study.....	\$ -
-	13,430	13,000	21. Training and membership fees.....	-
<u>\$ 368,000</u>	<u>\$ 213,430</u>	<u>\$ 100,000</u>	Petroleum and Natural Gas Administration and Safety Total	<u>\$ -</u>
<u>\$ 34,313,555</u>	<u>\$ 18,426,296</u>	<u>\$ 50,368,000</u>	TOTAL CONTRACTUAL SERVICES ACCOUNT	<u>\$ 22,534,343</u>

BUREAU OF CONTRACT ADMINISTRATION

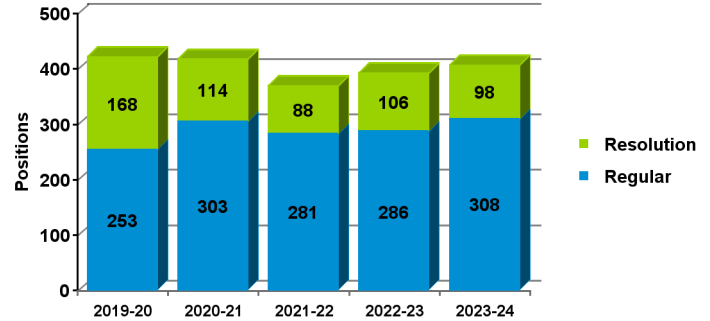
2023-24 Adopted Budget

FIVE-YEAR HISTORY OF BUDGET AND POSITION AUTHORITIES

FIVE-YEAR BUDGET HISTORY



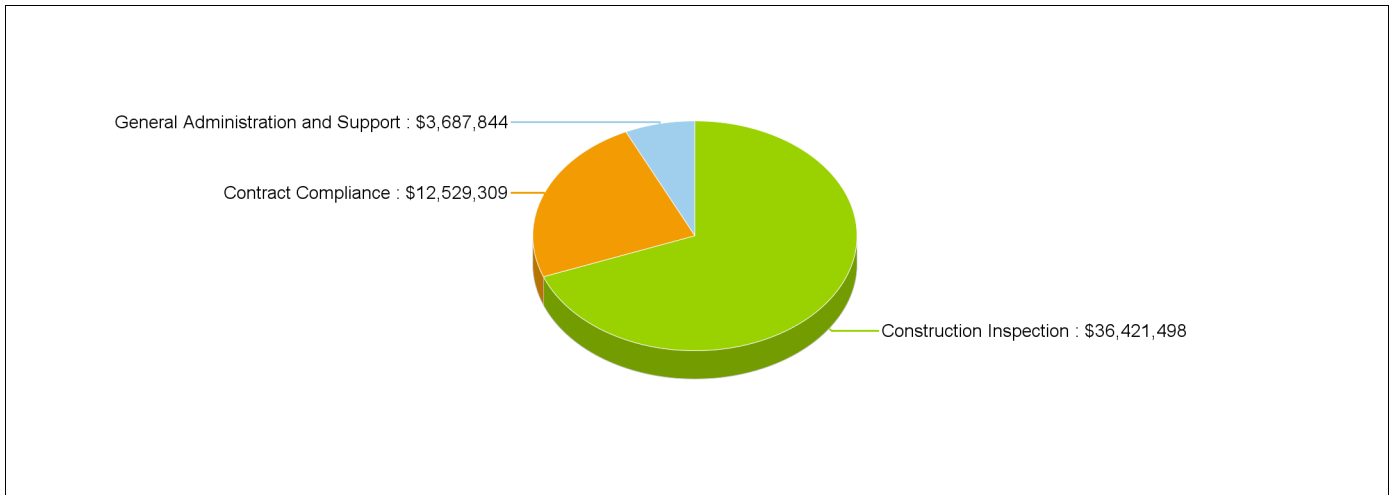
FIVE-YEAR POSITION AUTHORITY HISTORY



SUMMARY OF 2023-24 ADOPTED BUDGET CHANGES

	Total Budget			General Fund			Special Fund				
		Regular	Resolution		Regular	Resolution		Regular	Resolution		
2022-23 Adopted	\$47,571,943	286	106	\$28,920,977	60.8%	186	49	\$18,650,966	39.2%	100	57
2023-24 Adopted	\$52,638,651	308	98	\$32,334,511	61.4%	188	61	\$20,304,140	38.6%	120	37
Change from Prior Year	\$5,066,708	22	(8)	\$3,413,534		2	12	\$1,653,174		20	(20)

2023-24 FUNDING DISTRIBUTION BY PROGRAM



MAIN BUDGET ITEMS

	Funding	Positions
* Metro Annual Work Program	\$1,609,129	-
* Sidewalk Repair Program	\$1,166,998	9
* Transportation Grant Annual Work Program	\$1,666,063	-
* Interim Housing Inspection	\$255,454	-
* Fair Work Week	\$1,226,175	-

Bureau of Contract Administration

Recapitulation of Changes

	Adopted Budget 2022-23	Total Budget Changes	Total Budget 2023-24
EXPENDITURES AND APPROPRIATIONS			
Salaries			
Salaries General	43,041,386	4,010,891	47,052,277
Salaries, As-Needed	25,000	-	25,000
Overtime General	1,016,642	706,989	1,723,631
Hiring Hall Salaries	586,800	(281,000)	305,800
Benefits Hiring Hall	357,258	(170,000)	187,258
Overtime Hiring Hall	24,950	-	24,950
Total Salaries	45,052,036	4,266,880	49,318,916
Expense			
Printing and Binding	42,020	11,484	53,504
Contractual Services	615,362	797,460	1,412,822
Transportation	1,244,079	(78,900)	1,165,179
Office and Administrative	496,931	68,376	565,307
Operating Supplies	121,515	1,408	122,923
Total Expense	2,519,907	799,828	3,319,735
Total Bureau of Contract Administration	47,571,943	5,066,708	52,638,651
	Adopted Budget 2022-23	Total Budget Changes	Total Budget 2023-24

SOURCES OF FUNDS

General Fund	28,920,977	3,413,534	32,334,511
Special Gas Tax Improvement Fund (Sch. 5)	503,049	15,925	518,974
Stormwater Pollution Abatement Fund (Sch. 7)	380,519	11,793	392,312
Sewer Capital Fund (Sch. 14)	10,985,832	934,050	11,919,882
Street Lighting Maintenance Assessment Fund (Sch. 19)	60,653	1,677	62,330
Proposition A Local Transit Assistance Fund (Sch. 26)	129,157	5,025	134,182
Proposition C Anti-Gridlock Transit Fund (Sch. 27)	4,336,587	392,953	4,729,540
Sidewalk Repair Fund (Sch. 51)	1,249,687	29,154	1,278,841
Measure M Local Return Fund (Sch. 52)	1,005,482	262,597	1,268,079
Total Funds	47,571,943	5,066,708	52,638,651
Percentage Change			10.65%
Positions	286	22	308

Changes Applicable to Various Programs

The following changes involve two or more budgetary programs. These changes are explained below and apportioned as single entries in the affected programs. Single-program changes are shown only in the programs involved.

Program Changes	Direct Cost	Positions	Total Cost
Changes in Salaries, Expense, Equipment, and Special Obligatory Changes			
1. 2022-23 Employee Compensation Adjustment Related costs consist of employee benefits. <i>SG: \$593,380</i> <i>Related Costs: \$206,616</i>	593,380	-	799,996
2. 2023-24 Employee Compensation Adjustment Related costs consist of employee benefits. <i>SG: \$1,118,954</i> <i>Related Costs: \$319,589</i>	1,118,954	-	1,438,543
3. Change in Number of Working Days Reduce funding to reflect one fewer working day. There will be 260 working days in 2023-24. Related costs consist of employee benefits. <i>SG: (\$135,700)</i> <i>Related Costs: (\$47,238)</i>	(135,700)	-	(182,938)
4. Full Funding for Partially Financed Positions Related costs consist of employee benefits. <i>SG: \$250,000</i> <i>Related Costs: \$87,025</i>	250,000	-	337,025
5. Salary Step and Turnover Effect Related costs consist of employee benefits. <i>SG: \$231,268</i> <i>Related Costs: \$80,504</i>	231,268	-	311,772
Deletion of One-Time Services			
6. Deletion of One-Time Expense Funding Delete one-time Overtime General and expense funding. <i>SOT: (\$359,511) EX: (\$592,600)</i>	(952,111)	-	(952,111)

Program Changes	Direct Cost	Positions	Total Cost
Changes in Salaries, Expense, Equipment, and Special			
Deletion of One-Time Services			
7. Deletion of Funding for Resolution Authorities	(10,913,805)	-	(16,165,544)
Delete funding for 106 resolution authority positions. An additional 16 positions were approved during 2022-23. Resolution authorities are reviewed annually and continued only if sufficient funding is available to maintain the current service level. Related costs consist of employee benefits.			
22 positions are continued as regular positions:			
Wastewater Program (11 positions)			
Sidewalk Repair Program (Nine positions)			
CORE Certification and Small Business Outreach (One position)			
Office of Wage Standards - Investigation (One position)			
76 positions are continued:			
Services to Los Angeles World Airports (19 positions)			
Services to the Harbor Department (Nine positions)			
Services to Department of Water and Power (Nine positions)			
Metro Annual Work Program (12 positions)			
Complete Streets Program Support (Six positions)			
Transportation Grant Annual Work Program (12 positions)			
Interim Housing Inspection (Two positions)			
Public Way Reservation System Program (One position)			
Utility Electric Meter Release Program (One position)			
Office of Wage Standards Support (One position)			
Strategic Wage Theft Enforcement (Two positions)			
Payment and Automation (One position)			
Business Intelligence and Analytics Support (One position)			
Five vacant positions are not continued:			
Services to Los Angeles World Airports (Four positions)			
Complete Streets Program Support (One position)			
Three positions are not continued:			
Complete Streets Program Support (Three positions)			
16 positions approved during 2022-23 are continued:			
Fair Work Week (11 positions)			
Freelance Worker Protection (Two positions)			
Additional Support CORE Certification (One position)			
Additional Support Labor Compliance Section (One position)			
Accounting and Administrative Support (One position)			
SG: (\$10,913,805)			
Related Costs: (\$5,251,739)			
8. Deletion of One-Time Salary Funding	(87,713)	-	(87,713)
Delete one-time Salaries General funding.			
SG: (\$87,713)			

Program Changes	Direct Cost	Positions	Total Cost
Changes in Salaries, Expense, Equipment, and Special			
Continuation of Services			
9. Services to Los Angeles World Airports (LAWA) Continue funding and resolution authority for 19 positions consisting of two Senior Electrical Inspectors, one Senior Construction Inspector, five Construction Inspectors, eight Management Analysts, one Senior Administrative Clerk, one Compliance Program Manager I, and one Senior Management Analyst II to provide inspection and contract compliance services on major LAWA construction projects. Four vacant positions consisting of one Senior Construction Inspector and three Construction Inspectors are not continued. Continue one-time funding in the Overtime General (\$73,500), Printing and Binding (\$2,832), Contractual Services (\$260,500), Transportation (\$40,000), Office and Administrative (\$45,639), and Operating Supplies (\$4,477) accounts. All costs will be fully reimbursed by LAWA and permit fees. Related costs consist of employee benefits. <i>SG: \$2,121,168 SOT: \$73,500 EX: \$353,448</i> <i>Related Costs: \$1,032,666</i>	2,548,116	-	3,580,782
10. Wastewater Program Continue funding and add regular authority for 11 positions consisting of one Senior Management Analyst I, one Principal Construction Inspector, three Senior Construction Inspectors, and six Construction Inspectors to provide inspection and labor compliance services for sewer-related contracts. Funding is provided by the Sewer Construction and Maintenance Fund. Related costs consist of employee benefits. <i>SG: \$1,359,588</i> <i>Related Costs: \$643,716</i>	1,359,588	11	2,003,304
11. Services to the Harbor Department Continue funding and resolution authority for nine positions consisting of three Senior Construction Inspectors, three Construction Inspectors, and three Management Analysts to provide inspection and contract compliance services on major projects at the Harbor Department. Continue one-time funding in the Overtime General (\$45,000), Printing and Binding (\$2,124), Contractual Services (\$4,500), Transportation (\$30,000), Office and Administrative (\$11,829), and Operating Supplies (\$2,778) accounts. All costs will be fully reimbursed by the Harbor Department. Related costs consist of employee benefits. <i>SG: \$1,046,748 SOT: \$45,000 EX: \$51,231</i> <i>Related Costs: \$503,793</i>	1,142,979	-	1,646,772

Program Changes	Direct Cost	Positions	Total Cost
Changes in Salaries, Expense, Equipment, and Special			
Continuation of Services			
<p>12. Services to the Department of Water and Power (DWP) Continue funding and resolution authority for nine positions consisting of one Senior Construction Inspector, two Construction Inspectors, and six Management Analysts to provide inspection and contract compliance services on major DWP construction projects. Continue one-time funding in the Overtime General (\$27,000), Printing and Binding (\$1,062), Contractual Services (\$4,500), Transportation (\$15,000), Office and Administrative (\$10,050), and Operating Supplies (\$1,389) accounts. All costs will be fully reimbursed by DWP. Related costs consist of employee benefits <i>SG: \$979,203 SOT: \$27,000 EX: \$32,001</i> <i>Related Costs: \$480,247</i></p>	1,038,204	-	1,518,451
<p>13. Metro Annual Work Program Continue funding and resolution authority for 12 positions consisting of five Senior Construction Inspectors, six Construction Inspectors, and one Management Analyst. These positions support the design and construction of various rail, bus, street, and capital projects authorized as part of the Los Angeles Metropolitan Transit Authority (Metro) Annual Work Program. Continue one-time funding in the Overtime General (\$65,380), Printing and Binding (\$2,806), Contractual Services (\$6,420), Transportation (\$53,753), Office and Administrative (\$30,409), and Operating Supplies (\$6,794) accounts. Front funding for the positions will be provided by the Proposition C Anti-Gridlock Transit Improvement Fund and will be fully reimbursed by Metro. See related items in the Bureaus of Engineering, Street Lighting, and Street Services, and the Department of Transportation. Related costs consist of employee benefits. <i>SG: \$1,443,567 SOT: \$65,380 EX: \$100,182</i> <i>Related Costs: \$688,423</i></p>	1,609,129	-	2,297,552
<p>14. Sidewalk Repair Program Continue funding and add regular authority for nine positions consisting of two Senior Construction Inspectors, six Construction Inspectors, and one Management Analyst to provide inspection services for the Sidewalk Repair Program. Continue funding in the Overtime General (\$57,000), Printing and Binding (\$2,832), Contractual Services (\$4,500), Transportation (\$40,000), Office and Administrative (\$13,015), and Operating Supplies (\$3,704) accounts. Related costs consist of employee benefits. <i>SG: \$1,045,947 SOT: \$57,000 EX: \$64,051</i> <i>Related Costs: \$503,514</i></p>	1,166,998	9	1,670,512

Program Changes	Direct Cost	Positions	Total Cost
Changes in Salaries, Expense, Equipment, and Special			
Continuation of Services			
15. Complete Streets Program Support Continue funding and resolution authority for six positions consisting of one Principal Construction Inspector, two Senior Construction Inspectors, two Construction Inspectors, and one Management Analyst to provide inspection and contract compliance support for Complete Streets projects. Continue one-time funding in the Overtime General (\$39,000), Printing and Binding (\$2,124), Contractual Services (\$4,250), Transportation (\$28,000), Office and Administrative (\$10,125), and Operating Supplies (\$2,778) accounts. Four positions consisting of three Construction Inspectors and one vacant Senior Construction Inspector are not continued. Funding is provided by the Measure M Local Return Fund (\$753,571) and Proposition C Anti-Gridlock Transit Fund (\$81,439). See related Bureaus of Engineering and Street Services and Department of Transportation items. Related costs consist of employee benefits. <i>SG: \$748,733 SOT: \$39,000 EX: \$47,277</i> <i>Related Costs: \$353,605</i>	835,010	-	1,188,615
Increased Services			
16. Additional Support Wastewater Program Add funding in the Overtime General (\$71,000), Printing and Binding (\$3,540), Contractual Services (\$5,500), Transportation (\$48,000), Office and Administrative (\$16,944), and Operating Supplies (\$4,167) accounts to provide inspection and labor compliance services for sewer-related contracts. Funding is provided by the Sewer Construction and Maintenance Fund. <i>SOT: \$71,000 EX: \$78,151</i>	149,151	-	149,151
Efficiencies to Services			
17. Expense Account Reduction Reduce funding in the Transportation Account on an ongoing basis to align with historical expenditure patterns. <i>EX: (\$199,000)</i>	(199,000)	-	(199,000)
18. One-Time Hiring Hall Reduction Reduce funding in the Hiring Hall Salaries (\$281,000) and the Hiring Hall Benefits (\$170,000) accounts on a one-time basis to reflect anticipated workload. <i>SHH: (\$281,000) SHHFB: (\$170,000)</i>	(451,000)	-	(451,000)
19. One-Time Salary Reduction Reduce funding in the Salaries General Account on a one-time basis to reflect savings generated by positions filled in lieu, anticipated hiring plans, and attrition. Related costs consist of employee benefits. <i>SG: (\$350,000)</i>	(350,000)	-	(350,000)

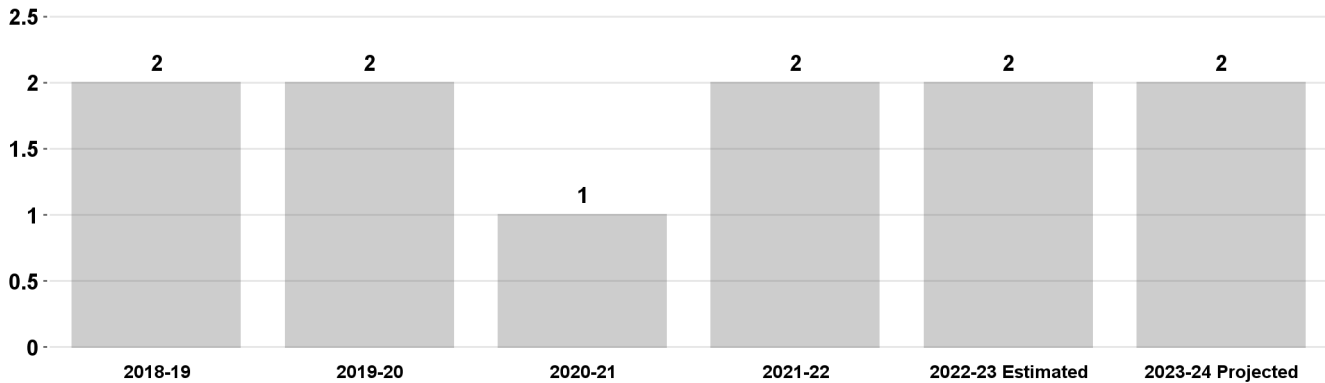
Bureau of Contract Administration

Program Changes	Direct Cost	Positions	Total Cost
Changes in Salaries, Expense, Equipment, and Special			
Other Changes or Adjustments			
20. Funding Realignment	-	-	-
Transfer funding between accounts to reflect the Department's current organizational needs. There will be no change to the level of services provided nor to the overall funding provided to the Department. <i>SG: (\$500,000) SOT: \$500,000</i>			
TOTAL CHANGES APPLICABLE TO VARIOUS PROGRAMS	<u>(1,046,552)</u>	<u>20</u>	

Construction Inspection

This program administers contracts and permits for construction of public works projects such as streets, bridges, sewers, storm drains, street lights, traffic signals, wastewater treatment facilities, and public buildings through inspection at sites and in plants engaged in manufacturing related construction materials. The activities include approving and processing payment for work acceptably completed; recommending acceptance of completed public improvement projects; approving subcontractors; and maintaining the legal record of construction. The program also provides inspection for recreation and parks projects and airport, port, utilities, and wastewater treatment facilities, and the installation of erosion control devices whenever grading operations create a hazard to dedicated and future streets within the City. It also provides inspection for private development work encroaching in the public right-of-way.

Number of Days for Final Retention Requests to be Processed



Program Changes	Direct Cost	Positions	Total Cost
Changes in Salaries, Expense, Equipment, and Special			
Apportionment of Changes Applicable to Various Programs	(1,669,902)	18	(2,221,334)
Related costs consist of employee benefits.			
SG: (\$1,519,230) SHH: (\$281,000) SHHFB: (\$170,000)			
SOT: \$500,120 EX: (\$199,792)			
Related Costs: (\$551,432)			
Continuation of Services			
21. Transportation Grant Annual Work Program	1,666,063	-	2,372,230
Continue funding and resolution authority for 12 positions consisting of one Principal Construction Inspector, five Senior Construction Inspectors, and six Construction Inspectors to provide inspection services for the Transportation Grant Annual Work Program. Continue one-time funding in Overtime General (\$92,620), Contractual Services (\$5,580), Transportation (\$59,247), Office and Administrative (\$5,420), Operating Supplies (\$3,392) and Printing and Binding (\$5,336) accounts. Funding is provided by the Proposition C Anti-Gridlock Transit Improvement Fund. See related items in the Bureaus of Engineering, Street Services and Street Lighting. Related costs consist of employee benefits.			
SG: \$1,494,468 SOT: \$92,620 EX: \$78,975			
Related Costs: \$706,167			

Construction Inspection

Program Changes	Direct Cost	Positions	Total Cost
Changes in Salaries, Expense, Equipment, and Special			
Continuation of Services			
22. Interim Housing Inspection Continue funding and resolution authority for two Construction Inspectors to provide inspection services for interim housing projects. Add one-time funding in the Overtime General (\$14,000), Printing and Binding (\$708), Contractual Services (\$1,000), Transportation (\$10,000), Office and Administrative (\$3,024), and Operating Supplies (\$926) accounts. Related costs consist of employee benefits. <i>SG: \$225,796 SOT: \$14,000 EX: \$15,658</i> <i>Related Costs: \$109,578</i>	255,454	-	365,032
23. Public Way Reservation System Program Continue funding and resolution authority for one Senior Construction Inspector to support the Public Way Reservation System. Continue one-time funding in the Overtime General (\$7,000), Printing and Binding (\$354), Contractual Services (\$500), Transportation (\$5,000), Office and Administrative (\$1,512), and Operating Supplies (\$463) accounts. Funding is provided by the Proposition C Anti-Gridlock Transit Improvement Fund. Related costs consist of employee benefits. <i>SG: \$132,540 SOT: \$7,000 EX: \$7,829</i> <i>Related Costs: \$61,636</i>	147,369	-	209,005
24. Utility Electric Meter Release Program Continue funding and resolution authority for one Senior Electrical Inspector to provide inspection services and the release of electric meters to the Department of Water and Power for utility installations in the public right of way. Continue one-time funding in the Overtime General (\$7,000), Printing and Binding (\$354), Contractual Services (\$500), Transportation (\$5,000), Office and Administrative (\$1,512), and Operating Supplies (\$463) accounts. All costs will be reimbursed by Utility Permit fees. Related costs consist of employee benefits. <i>SG: \$129,715 SOT: \$7,000 EX: \$7,829</i> <i>Related Costs: \$60,652</i>	144,544	-	205,196

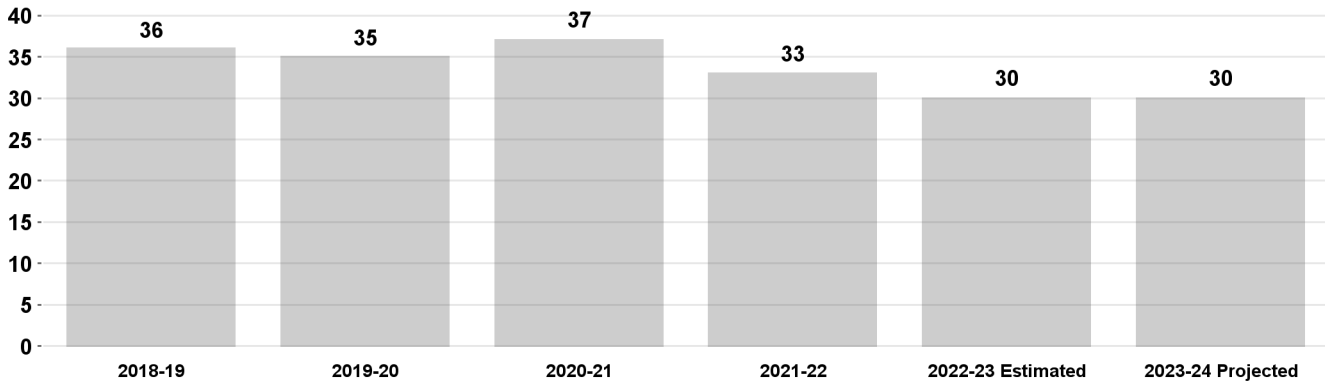
Construction Inspection

Program Changes	Direct Cost	Positions	Total Cost
Changes in Salaries, Expense, Equipment, and Special			
Increased Services			
25. Affordable Housing and Sustainable Communities (AHSC) Add funding and resolution authority for four positions consisting of one Senior Construction Inspector and three Construction Inspectors to provide inspection support for Affordable Housing and Sustainable Communities projects. Add one-time funding in the Overtime General (\$21,000), Printing and Binding (\$1,062), Contractual Services (\$750), Transportation (\$15,000), Office and Administrative (\$4,536), and Operating Supplies (\$926) accounts. Funding is provided by the Measure M Local Return Fund and will be partially reimbursed by the Affordable Housing and Sustainable Communities Grant. See related Bureaus of Engineering and Street Services, Housing Department, and Department of Transportation items. Related costs consist of employee benefits. SG: \$471,234 SOT: \$21,000 EX: \$22,274 Related Costs: \$226,004	514,508	-	740,512
TOTAL Construction Inspection	1,058,036	18	
2022-23 Program Budget	35,363,462	201	
Changes in Salaries, Expense, Equipment, and Special	1,058,036	18	
2023-24 PROGRAM BUDGET	36,421,498	219	

Contract Compliance

This program ensures that contractors performing under City-awarded contracts comply with City, state and federal requirements relating to affirmative action; equal employment opportunity; prevailing wage; minimum wage; paid sick leave; fair chance initiative for hiring; business inclusion for minority, women, small, emerging, local, disabled veteran, federal disadvantaged, and other business enterprises; project labor agreements (PLAs); and other labor regulations through outreach, monitoring, and enforcement activities. Additionally, this program ensures that businesses in the City of Los Angeles comply with the City's minimum wage, fair chance initiative, and paid sick leave ordinance.

Percent of Hours Worked by Local Hires at PLA Projects



Program Changes	Direct Cost	Positions	Total Cost
Changes in Salaries, Expense, Equipment, and Special			
Apportionment of Changes Applicable to Various Programs	501,380	2	649,308
Related costs consist of employee benefits. SG: \$351,606 SOT: \$15,249 EX: \$134,525 Related Costs: \$147,928			
Continuation of Services			
26. CORE Certification and Small Business Outreach	130,200	1	191,021
Continue funding and add regular authority for one Senior Management Analyst I to oversee and promote the Local Business Preference Program and Community Level Contracting initiatives. Related costs consist of employee benefits SG: \$130,200 Related Costs: \$60,821			
27. Fair Work Week	1,226,175	-	1,823,383
Add funding and continue resolution authority for eleven positions consisting of one Compliance Program Manager I, two Senior Management Analyst Is, and eight Management Analysts to implement and enforce the Fair Work Week Program. These positions were approved during 2022-23 (C.F. 19-0229-S1). Related costs consist of employee benefits. SG: \$1,226,175 Related Costs: \$597,208			

Contract Compliance

Program Changes	Direct Cost	Positions	Total Cost
Changes in Salaries, Expense, Equipment, and Special			
Continuation of Services			
28. Office of Wage Standards Support Continue funding and resolution authority for one Senior Systems Analyst I to support the Office of Wage Standards worker protection programs. Continue one-time funding in the Overtime General (\$1,000), Contractual Services (\$900), and Office and Administrative (\$1,606) accounts. See related Office of the City Attorney item. Related costs consist of employee benefits. <i>SG: \$132,561 SOT: \$1,000 EX: \$2,506</i> <i>Related Costs: \$61,644</i>	136,067	-	197,711
29. Office of Wage Standards - Investigation Continue funding and add regular authority for one Senior Management Analyst I to provide case management and supervisory support in the Office of Wage Standards for the administration and enforcement of the Minimum Wage Ordinance, Los Angeles Office of Wage Standards Ordinance, and Fair Chance Initiative for Hiring Ordinance. Add funding in the Overtime General (\$5,000), Contractual Services (\$500), and Office and Administrative (\$1,690) accounts. Related costs consist of employee benefits. <i>SG: \$130,200 SOT: \$5,000 EX: \$2,190</i> <i>Related Costs: \$60,821</i>	137,390	1	198,211
30. Strategic Wage Theft Enforcement Continue funding and resolution authority for two Management Analysts to provide labor compliance services for the Strategic Enforcement Program. Related costs consist of employee benefits. <i>SG: \$206,956</i> <i>Related Costs: \$103,011</i>	206,956	-	309,967
31. Freelance Worker Protection Add funding and continue resolution authority for two positions consisting of one Senior Management Analyst I and one Management Analyst to implement and administer the Freelance Worker Protections Ordinance. These positions were approved during 2022-23 (C.F. 21-0107). Related costs consist of employee benefits. <i>SG: \$233,678</i> <i>Related Costs: \$112,326</i>	233,678	-	346,004

Contract Compliance

Program Changes	Direct Cost	Positions	Total Cost
Changes in Salaries, Expense, Equipment, and Special			
Continuation of Services			
32. Additional Support CORE Certification Add funding and continue resolution authority for one Administrative Clerk to provide administrative support for the Local Business Preference Program and CORE Certification Section. Add one-time funding in the Overtime General (\$625), Contractual Services (\$500), Office and Administrative (\$10,776) accounts. This position was approved during 2022-23 (C.F. 22-1592). Related costs consist of employee benefits. <i>SG: \$46,964 SOT: \$625 EX: \$11,266</i> <i>Related Costs: \$31,805</i>	58,855	-	90,660
33. Additional Support Labor Compliance Section Add funding and continue resolution authority for one Administrative Clerk to provide administrative support for the Online Certified Payment System and to the Labor Compliance Section. Add one-time funding in the Overtime General (\$625), Contractual Services (\$500), Office and Administrative (\$10,776) accounts. This position was approved during 2022-23 (C.F. 22-1592). Related costs consist of employee benefits. <i>SG: \$46,964 SOT: \$625 EX: \$11,266</i> <i>Related Costs: \$31,805</i>	58,855	-	90,660

Contract Compliance

Program Changes	Direct Cost	Positions	Total Cost
Changes in Salaries, Expense, Equipment, and Special			
Increased Services			
34. Workplace Equity and Business Outreach Add funding and regular authority for two positions consisting of one Community Affairs Advocate and one Compliance Manager I to support the Information and Outreach Section of the Office of Wage Standards. Delete funding and regular authority for two positions consisting of one Senior Management Analyst I and one Management Analyst. Add one-time funding in the Contractual Services (\$538,000), Office and Administrative (\$771), and Operating Supplies (\$773) accounts. Related costs consist of employee benefits. <i>EX: \$539,544</i>	539,544	-	539,544
35. Freelance Worker Protection Expense Funding Add one-time funding in the Overtime General (\$6,000), Contractual Services (\$1,000), and Office and Administrative (\$2,609) accounts to administer the Freelance Worker Protections Ordinance. <i>SOT: \$6,000 EX: \$3,609</i>	9,609	-	9,609
36. CORE Certification and Small Business Outreach Expense Add funding in the Overtime General (\$5,000), Office and Administrative (\$1,690), and Contractual Services (\$125,000) accounts to promote the Local Business Preference Program and Community Level Contracting initiatives. <i>SOT: \$5,000 EX: \$126,690</i>	131,690	-	131,690
37. Strategic Wage Theft Enforcement Expense Funding Add one-time funding in the Overtime General (\$2,000), Contractual Services (\$1,000), and Office and Administrative (\$1,838) accounts to provide labor compliance services for the Strategic Enforcement Program. <i>SOT: \$2,000 EX: \$2,838</i>	4,838	-	4,838
38. Fair Work Week Expense Funding Add one-time funding in the Overtime General (\$20,000), Contractual Services (\$5,500), and Office and Administrative (\$12,422) accounts to implement and enforce the Fair Work Week Program. <i>SOT: \$20,000 EX: \$17,922</i>	37,922	-	37,922

Contract Compliance

Program Changes	Direct Cost	Positions	Total Cost
Changes in Salaries, Expense, Equipment, and Special			
New Services			
39. Hotel Worker Protection	111,031	-	160,505
Add nine-months funding and resolution authority for one Senior Management Analyst I to oversee the implementation of the Hotel Worker Protection Ordinance. Add one-time funding in the Overtime General (\$3,750), Contractual Services (\$500), Office and Administrative (\$8,358), and Operating Supplies (\$773) accounts. Related costs consist of employee benefits. <i>SG: \$97,650 SOT: \$3,750 EX: \$9,631</i> <i>Related Costs: \$49,474</i>			
TOTAL Contract Compliance	3,524,190	4	
2022-23 Program Budget	9,005,119	59	
Changes in Salaries, Expense, Equipment, and Special	3,524,190	4	
2023-24 PROGRAM BUDGET	12,529,309	63	

General Administration and Support

This program provides management and administrative support including budget development, fiscal monitoring, records management, personnel administration, and systems and clerical support.

Program Changes	Direct Cost	Positions	Total Cost
Changes in Salaries, Expense, Equipment, and Special			
Apportionment of Changes Applicable to Various Programs Related costs consist of employee benefits. SG: \$118,962 SOT: \$3,000 EX: \$8 Related Costs: \$4,225	121,970	-	126,195
Continuation of Services			
40. Payment and Automation Continue funding and resolution authority for one Systems Analyst to streamline the process used to pay contractors. Continue one-time funding in the Overtime General (\$1,000), Contractual Services (\$900), and Office and Administrative (\$1,606) accounts. Funding is provided by the Sewer Construction and Maintenance Fund. Related costs consist of employee benefits. SG: \$96,276 SOT: \$1,000 EX: \$2,506 Related Costs: \$48,995	99,782	-	148,777
41. Business Intelligence and Analytics Support Continue funding and resolution authority for one Management Analyst to perform data analysis and reporting for the Wastewater Program. Continue one-time funding in the Overtime General (\$1,000), Contractual Services (\$500), and Office and Administrative (\$919) accounts. Funding is provided by the Sewer Construction and Maintenance Fund. Related costs consist of employee benefits. SG: \$103,478 SOT: \$1,000 EX: \$1,419 Related Costs: \$51,505	105,897	-	157,402
42. Accounting and Administrative Support Add funding and continue resolution authority for one Accounting Clerk to support revenue recovery activities for the Administrative Services Division. Add one-time funding in the Overtime General (\$1,000), Contractual Services (\$500), Office and Administrative (\$635) accounts. This position was approved during 2022-23 (C.F. 22-1592). Related costs consist of employee benefits. SG: \$57,048 SOT: \$1,000 EX: \$1,135 Related Costs: \$35,320	59,183	-	94,503

General Administration and Support

Program Changes	Direct Cost	Positions	Total Cost
Changes in Salaries, Expense, Equipment, and Special			
Increased Services			
43. Budget and Administration	97,650	-	147,124
Add nine-months funding and resolution authority for one Senior Management Analyst II to provide support for contracts, business outreach, and other financial matters for the Offices of Contract Compliance and Wage Standards.			
SG: \$97,650			
Related Costs: \$49,474			
TOTAL General Administration and Support	484,482	-	
2022-23 Program Budget	3,203,362	26	
Changes in Salaries, Expense, Equipment, and Special	484,482	-	
2023-24 PROGRAM BUDGET	3,687,844	26	

**BUREAU OF CONTRACT ADMINISTRATION
DETAIL OF CONTRACTUAL SERVICES ACCOUNT**

2021-22 Actual Expenditures	2022-23 Adopted Budget	2022-23 Estimated Expenditures	Program/Code/Description	2023-24 Contract Amount
Construction Inspection - FG7601				
\$ 9,721	\$ 36,337	\$ 13,000	1. Rental/maintenance of photocopiers.....	\$ 35,000
90,599	100,731	97,000	2. Software maintenance agreements.....	112,228
-	3,000	1,000	3. Records storage.....	1,000
-	3,000	-	4. Business research service.....	-
<u>\$ 100,320</u>	<u>\$ 143,068</u>	<u>\$ 111,000</u>	Construction Inspection Total	<u>\$ 148,228</u>
Contract Compliance - FG7602				
\$ 3,127	\$ 8,000	\$ 4,000	5. Rental/maintenance of photocopiers.....	\$ 8,000
-	-	-	6. Maintenance of electronic typewriters.....	200
41,273	324,138	74,000	7. Software maintenance agreements.....	227,375
-	1,000	1,000	8. Records storage.....	1,000
10,891	25,000	11,000	9. Business research service.....	39,463
12,278	104,500	512,000	10. Outreach services.....	977,000
<u>\$ 67,569</u>	<u>\$ 462,638</u>	<u>\$ 602,000</u>	Contract Compliance Total	<u>\$ 1,253,038</u>
General Administration and Support - FG7650				
\$ 1,055	\$ 1,930	\$ 2,000	11. Rental/maintenance of photocopiers.....	\$ 1,900
9,832	5,326	8,000	12. Software maintenance agreements.....	9,656
-	2,400	-	13. Business research service.....	-
<u>\$ 10,887</u>	<u>\$ 9,656</u>	<u>\$ 10,000</u>	General Administration and Support Total	<u>\$ 11,556</u>
<u>\$ 178,776</u>	<u>\$ 615,362</u>	<u>\$ 723,000</u>	TOTAL CONTRACTUAL SERVICES ACCOUNT	<u>\$ 1,412,822</u>

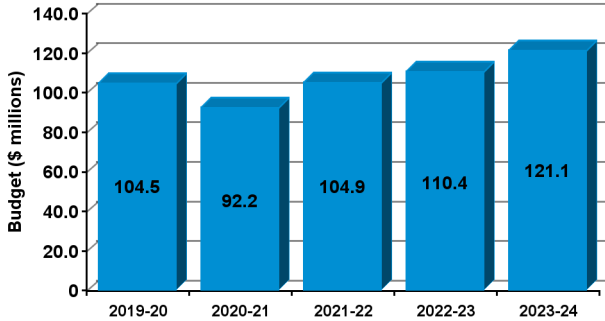
THIS PAGE INTENTIONALLY LEFT BLANK

BUREAU OF ENGINEERING

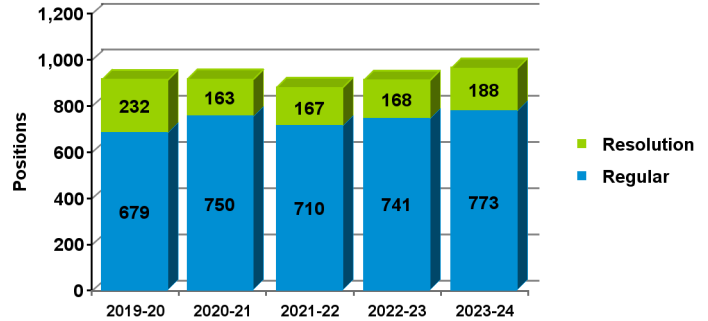
2023-24 Adopted Budget

FIVE-YEAR HISTORY OF BUDGET AND POSITION AUTHORITIES

FIVE-YEAR BUDGET HISTORY



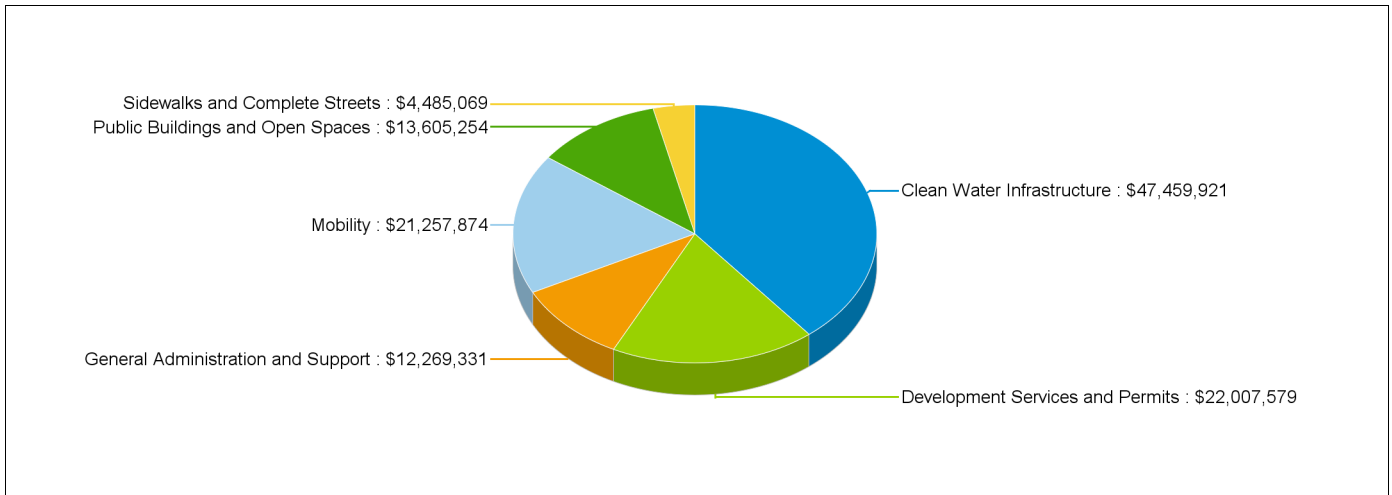
FIVE-YEAR POSITION AUTHORITY HISTORY



SUMMARY OF 2023-24 ADOPTED BUDGET CHANGES

	Total Budget			General Fund			Special Fund		
		Regular	Resolution		Regular	Resolution		Regular	Resolution
2022-23 Adopted	\$110,407,198	741	168	\$38,937,063 35.3%	268	79	\$71,470,135 64.7%	473	89
2023-24 Adopted	\$121,085,028	773	188	\$44,621,989 36.9%	291	93	\$76,463,039 63.1%	482	95
Change from Prior Year	\$10,677,830	32	20	\$5,684,926	23	14	\$4,992,904	9	6

2023-24 FUNDING DISTRIBUTION BY PROGRAM



MAIN BUDGET ITEMS

	Funding	Positions
* Acceleration for Housing Development Permits	\$206,969	2
* BuildLA Management and Coordination	\$268,120	-
* Bridge Program Strategic Plan and Grant Planning	\$754,283	-
* Budget, Finance and Innovation Report Item No. 67c	\$1,106,611	-
* Bureau-Wide Employee Development Training	\$300,000	-

Recapitulation of Changes

	Adopted Budget 2022-23	Total Budget Changes	Total Budget 2023-24
EXPENDITURES AND APPROPRIATIONS			
Salaries			
Salaries General	103,139,994	10,083,780	113,223,774
Salaries, As-Needed	350,000	-	350,000
Overtime General	1,317,246	-	1,317,246
Hiring Hall Salaries	462,500	-	462,500
Benefits Hiring Hall	187,500	-	187,500
Total Salaries	<u>105,457,240</u>	<u>10,083,780</u>	<u>115,541,020</u>
Expense			
Printing and Binding	91,402	-	91,402
Construction Expense	52,362	-	52,362
Contractual Services	2,574,527	250,000	2,824,527
Field Equipment Expense	66,629	-	66,629
Transportation	99,252	-	99,252
Office and Administrative	1,822,701	(5,950)	1,816,751
Operating Supplies	243,085	-	243,085
Total Expense	<u>4,949,958</u>	<u>244,050</u>	<u>5,194,008</u>
Equipment			
Furniture, Office, and Technical Equipment	-	350,000	350,000
Total Equipment	<u>-</u>	<u>350,000</u>	<u>350,000</u>
Total Bureau of Engineering	<u>110,407,198</u>	<u>10,677,830</u>	<u>121,085,028</u>

Recapitulation of Changes

	Adopted Budget 2022-23	Total Budget Changes	Total Budget 2023-24
SOURCES OF FUNDS			
General Fund	38,937,063	5,684,926	44,621,989
Special Gas Tax Improvement Fund (Sch. 5)	5,182,470	(162,060)	5,020,410
Stormwater Pollution Abatement Fund (Sch. 7)	3,836,296	134,874	3,971,170
Mobile Source Air Pollution Reduction Fund (Sch. 10)	117,715	18,657	136,372
Sewer Capital Fund (Sch. 14)	46,529,796	2,420,540	48,950,336
Street Lighting Maintenance Assessment Fund (Sch. 19)	76,640	2,075	78,715
Telecommunications Development Fund (Sch. 20)	109,287	7,944	117,231
Proposition C Anti-Gridlock Transit Fund (Sch. 27)	8,476,768	256,381	8,733,149
Equestrian Trails Trust Fund (Sch. 29)	300,000	(300,000)	-
Building and Safety Building Permit Fund (Sch. 40)	20,000	-	20,000
Street Damage Restoration Fee Fund (Sch. 47)	855,267	250,698	1,105,965
Measure R Local Return Fund (Sch. 49)	635,158	12,873	648,031
Sidewalk Repair Fund (Sch. 51)	2,253,684	1,222,845	3,476,529
Measure M Local Return Fund (Sch. 52)	1,668,836	712,844	2,381,680
Measure W Local Return Fund (Sch. 55)	1,408,218	415,233	1,823,451
Total Funds	110,407,198	10,677,830	121,085,028
Percentage Change			9.67%
Positions	741	32	773

Changes Applicable to Various Programs

The following changes involve two or more budgetary programs. These changes are explained below and apportioned as single entries in the affected programs. Single-program changes are shown only in the programs involved.

Program Changes	Direct Cost	Positions	Total Cost
Changes in Salaries, Expense, Equipment, and Special			
Obligatory Changes			
1. 2022-23 Employee Compensation Adjustment Related costs consist of employee benefits. <i>SG: \$2,575,847</i> <i>Related Costs: \$897,624</i>	2,575,847	-	3,473,471
2. 2023-24 Employee Compensation Adjustment Related costs consist of employee benefits. <i>SG: \$4,091,920</i> <i>Related Costs: \$260,640</i>	4,091,920	-	4,352,560
3. Change in Number of Working Days Reduce funding to reflect one fewer working day. There will be 260 working days in 2023-24. Related costs consist of employee benefits. <i>SG: (\$347,090)</i> <i>Related Costs: (\$120,821)</i>	(347,090)	-	(467,911)
4. Full Funding for Partially Financed Positions Related costs consist of employee benefits. <i>SG: \$35,465</i> <i>Related Costs: \$12,345</i>	35,465	-	47,810
5. Salary Step and Turnover Effect Related costs consist of employee benefits. <i>SG: \$129,185</i> <i>Related Costs: \$44,970</i>	129,185	-	174,155
Deletion of One-Time Services			
6. Deletion of One-Time Expense Funding Delete one-time Salaries, As-Needed, Overtime General, Hiring Hall Salaries, Hiring Hall Benefits and expense funding. <i>SAN: (\$350,000) SHH: (\$137,500) SHHFB: (\$12,500)</i> <i>SOT: (\$300,973) EX: (\$2,005,000)</i>	(2,805,973)	-	(2,805,973)
7. Deletion of Funding for Resolution Authorities Delete funding for 168 resolution authority positions. Resolution authorities are reviewed annually and continued only if sufficient funding is available to maintain the current service level. Related costs consist of employee benefits. 33 positions are continued as regular positions: Land Development and Survey Management Support (Three positions) Above Ground Facilities and Utility Permits and Warranty (Seven positions)	(15,384,853)	-	(22,720,379)

Program Changes**Direct Cost Positions Total Cost****Changes in Salaries, Expense, Equipment, and Special****Deletion of One-Time Services**

Electrical Vehicle Charging Infrastructure Permitting (One position)
 Housing Development Case Management (One position)
 Acceleration for Housing Development Permits (Two positions)
 Department of Water and Power U-Permit Processing (Three positions)
 B-Permit Support for Wastewater Projects (One position)
 Safe Clean Water Implementation (Two positions)
 Engineering Support for Construction Management (Three positions)
 Specialized Engineering Design (One position)
 Clean Water Capital Improvement Program (Four positions)
 Electric Vehicle and Solar Power Engineering (Two positions)
 Decarbonization of Existing and New City Buildings (Two positions)
 Administrative Support (One position)

130 positions are continued:

LAWA Landside Access Modernization Program (Three positions)
 LAWA Structural and Permit Plan Review (Four positions)
 Revocable Permits (One position)
 Clean Water Program Support (Two positions)
 Engineering Design Services (One position)
 Metro Annual Work Program (26 positions)
 Transportation Grant Annual Work Program (22 positions)
 Active Transportation Program Delivery (Eight positions)
 Vision Zero (Two positions)
 Traffic Signals Program (Three positions)
 Affordable Housing and Sustainable Communities Grant (Three positions)
 Seventh Street Streetscape Improvements Project (One position)
 Zelzah Avenue Streets Improvements Project (One position)
 Grant Funded Projects Support (10 positions)
 Failed Street Reconstruction (Three positions)
 State Route 710 Mobility Improvement Projects (Four positions)
 AHSC Grant Projects Support (Six positions)
 Federal Infrastructure Bill Bridge Program (One position)
 Complete Streets Program (Seven positions)
 Crosswalk Upgrade Program (One position)
 Los Angeles River Design and Project Management (Two positions)
 Sixth Street Viaduct Engineering Projects (Two positions)
 Recreation and Parks Project Support (Two positions)
 Pio Pico Library Pocket Park (One position)
 Construction Support for Sixth Street PARC Project (Two positions)

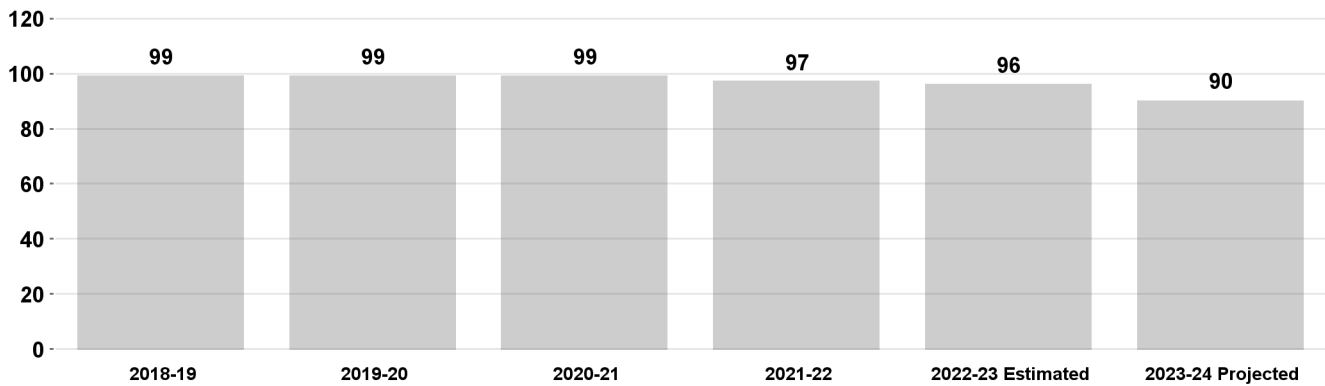
Program Changes	Direct Cost	Positions	Total Cost
Changes in Salaries, Expense, Equipment, and Special			
Deletion of One-Time Services			
Project Management Support for Proposition K (Two positions)			
Municipal Facilities Projects (Six positions)			
Public Right of Way Reservation Active Management (Two positions)			
Financial Management and Data Analytics (FMDA) (One position)			
Public Right of Way Reservation System (One position)			
Five positions are not continued:			
Department of Water and Power Stormwater Capture (Two positions)			
A Bridge Homes Program (One position)			
Potrero Canyon Park Project Support (Two positions)			
SG: (\$15,384,853)			
Related Costs: (\$7,335,526)			
8. Deletion of One-Time Salary Funding	(1,489,297)	-	(1,489,297)
Delete one-time Salaries General funding.			
SG: (\$1,489,297)			
Efficiencies to Services			
9. One-Time Salary Reduction	(300,000)	-	(404,430)
Reduce funding in the Salaries General Account on a one-time basis to reflect savings generated by positions filled in lieu, anticipated hiring plans, and attrition. Partial funding (\$50,000) is provided by the Stormwater Pollution Abatement Fund. Related costs consist of employee benefits.			
SG: (\$300,000)			
Related Costs: (\$104,430)			
Other Changes or Adjustments			
10. FMDA Program Staffing	(11,536)	(1)	(15,819)
Add funding and resolution authority for one Data Analyst I to perform data and financial management analysis to identify short-term and long-term process improvements and cost reduction measures to improve efficiencies. Delete funding and regular authority for one Programmer/Analyst III. Related costs consist of employee benefits.			
SG: (\$12,286) EX: \$750			
Related Costs: (\$4,283)			

Program Changes	Direct Cost	Positions	Total Cost
Changes in Salaries, Expense, Equipment, and Special			
Other Changes or Adjustments			
11. Cloud Infrastructure and BuildLA Support Add funding and regular authority for two positions consisting of one Information Systems Manager I and one Senior Systems Analyst II. Upgrade one Programmer/Analyst III to one Programmer/Analyst IV. These positions will improve cybersecurity and integrate the BuildLA cloud infrastructure with the existing cloud infrastructure. Delete funding and regular authority for three positions consisting of one Senior Systems Analyst I and two Systems Analysts. The salary cost difference will be absorbed by the Department.	-	(1)	-
TOTAL CHANGES APPLICABLE TO VARIOUS PROGRAMS	<u>(13,506,332)</u>	<u>(2)</u>	

Development Services and Permits

This program provides fee-supported permits and pre-development and engineering services to private developers that are primarily related to infrastructure improvements within the public right-of-way, which are conditions of approval for development projects. Additional services include utility permits; private plan checking; public counter services; and land, aerial, topographic, geodetic, and global positioning system (GPS) surveys and maps.

Percent of A Permits Issued within 60 Minutes



Program Changes	Direct Cost	Positions	Total Cost
Changes in Salaries, Expense, Equipment, and Special			
Apportionment of Changes Applicable to Various Programs	(1,930,000)	(1)	(3,063,431)
Related costs consist of employee benefits. SG: (\$1,906,500) EX: (\$23,500) Related Costs: (\$1,133,431)			
Continuation of Services			
12. Land Development and Survey Management Support	321,712	3	479,375
Continue funding and add regular authority for three positions consisting of one Survey Party Chief I and two Civil Engineering Associate IIs to review plans, submittals, and applications for acceptance in the Street Vacation and Subdivision Mapping Division. Continue one-time funding in the Office and Administrative Account. These positions will be fully reimbursed by fees. Related costs consist of employee benefits. SG: \$319,462 EX: \$2,250 Related Costs: \$157,663			
13. Above Ground Facilities and Utility Permits and Warranty	819,331	7	1,211,151
Continue funding and add regular authority for seven positions consisting of two Civil Engineers, two Civil Engineering Associate IIIs, and three Civil Engineering Associate IIs to manage and process Above Ground Facility permits and related U-permits, and enforce the required utility permit warranty. Continue funding in the Office and Administrative Account. These positions will be fully reimbursed by fees. Related costs consist of employee benefits. SG: \$814,081 EX: \$5,250 Related Costs: \$391,820			

Development Services and Permits

Program Changes	Direct Cost	Positions	Total Cost
Changes in Salaries, Expense, Equipment, and Special			
Continuation of Services			
14. LAWA Landside Access Modernization Program Continue funding and resolution authority for three positions consisting of one Principal Civil Engineer, one Senior Civil Engineer, and one Civil Engineer to support the Los Angeles World Airports (LAWA) Landside Access Modernization Program. Continue one-time funding in the Office and Administrative Account. These positions will be fully reimbursed by the Department of Airports. Related costs consist of employee benefits. <i>SG: \$476,779 EX: \$2,250</i> <i>Related Costs: \$212,504</i>	479,029	-	691,533
15. LAWA Structural and Permit Plan Review Continue funding and resolution authority for four positions consisting of one Structural Engineer, one Civil Engineer, and two Civil Engineering Associate IVs to perform structural plan check and detailed permit review for the Los Angeles World Airports (LAWA). Continue one-time funding in the Office and Administrative Account. These positions will be fully reimbursed by the Department of Airports. Related costs consist of employee benefits. <i>SG: \$538,959 EX: \$3,000</i> <i>Related Costs: \$249,613</i>	541,959	-	791,572
16. Electric Vehicle Charging Infrastructure Permitting Continue funding and add regular authority for one Electrical Engineering Associate III to support processing permit applications for on-street electrical vehicle charging infrastructure. Add funding in the Office and Administrative Account. This position will be partially reimbursed by permit fees. Related costs consist of employee benefits. <i>SG: \$124,692 EX: \$750</i> <i>Related Costs: \$58,901</i>	125,442	1	184,343
17. Housing Development Case Management Continue funding and add regular authority for one Civil Engineering Associate II to provide case management services for housing development activities. Add funding in the Office and Administrative Account. Related costs consist of employee benefits. <i>SG: \$102,734 EX: \$750</i> <i>Related Costs: \$51,246</i>	103,484	1	154,730

Development Services and Permits

Program Changes	Direct Cost	Positions	Total Cost
Changes in Salaries, Expense, Equipment, and Special			
Continuation of Services			
18. Acceleration for Housing Development Permits Continue funding and add regular authority for two Civil Engineering Associate IIs to streamline the permitting and approval process for all housing developments and to create priority processing incentives for affordable housing developments. These positions will be placed at the Central and Valley District Offices. Add funding in the Office and Administrative Account. Related costs consist of employee benefits. <i>SG: \$205,469 EX: \$1,500</i> <i>Related Costs: \$102,492</i>	206,969	2	309,461
19. Revocable Permits Continue funding and resolution authority for one Civil Engineer to support an increase in permits for telecommunication companies required to comply with a mandate that would require the installation of 600 Above Ground Facilities. Add funding in the Office and Administrative Account. The position will be fully reimbursed by permit fees. Related costs consist of employee benefits. <i>SG: \$133,347 EX: \$750</i> <i>Related Costs: \$61,918</i>	134,097	-	196,015
20. Department of Water and Power U-Permit Processing Continue funding and add regular authority for three positions consisting of one Senior Civil Engineer and two Civil Engineering Associate IIIs to implement process improvements and expedite U-Permit applications submitted by the Department of Water and Power (DWP). Continue funding in the Office and Administrative Account. These positions will be fully reimbursed by DWP. Related costs consist of employee benefits. <i>SG: \$398,537 EX: \$2,250</i> <i>Related Costs: \$185,229</i>	400,787	3	586,016
21. B-Permit Support for Wastewater Projects Continue funding and add regular authority for one Civil Engineering Associate II to assist on sewer-related permit reviews in the B-Permit Section. Add funding in the Office and Administrative Account. Funding is provided by the Sewer Construction and Maintenance Fund. Related costs consist of employee benefits. <i>SG: \$104,920 EX: \$750</i> <i>Related Costs: \$52,008</i>	105,670	1	157,678

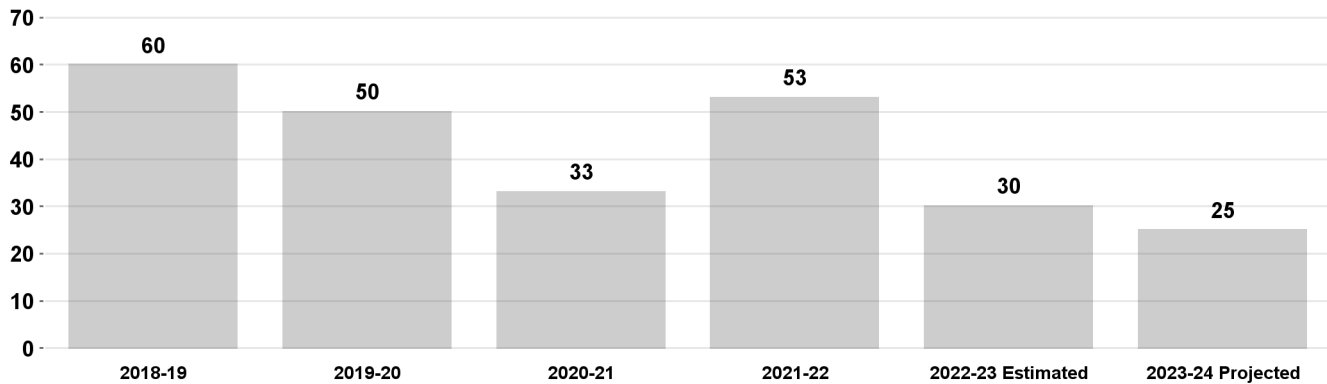
Development Services and Permits

Program Changes	Direct Cost	Positions	Total Cost
Changes in Salaries, Expense, Equipment, and Special			
Increased Services			
22. Development Services Program Structural Review Group Add nine-months funding and regular authority for one Structural Engineering Associate III to perform structural plan reviews. Add funding and regular authority for one Senior Structural Engineer to oversee the Structural Review Group. Delete funding and regular authority for one Structural Engineer. Related costs consist of employee benefits. <i>SG: \$78,457 EX: \$5,750</i> <i>Related Costs: \$42,783</i>	84,207	1	126,990
New Services			
23. BuildLA Management and Coordination Add nine-months funding and resolution authority for three positions consisting of one Civil Engineer, one Senior Systems Analyst I, and one Programmer/Analyst I, subject to pay grade determination by the Office of the City Administrative Officer, Employee Relations Division, to support the BuildLA Project. Add one-time funding in the Office and Administrative Account. Related costs consists of employee benefits. <i>SG: \$250,870 EX: \$17,250</i> <i>Related Costs: \$133,752</i>	268,120	-	401,872
Other Changes or Adjustments			
24. Office Engineering Technician Position Adjustment Upgrade one Office Engineering Technician II to one Office Engineering Technician III to support the permit public counter at the West Los Angeles District Office. The incremental salary cost will be absorbed by the Department.	-	-	-
TOTAL Development Services and Permits	1,660,807	18	
2022-23 Program Budget	20,346,772	153	
Changes in Salaries, Expense, Equipment, and Special	1,660,807	18	
2023-24 PROGRAM BUDGET	22,007,579	171	

Clean Water Infrastructure

This program provides the following services: Design and construction of wastewater and sewage disposal facilities, stormwater drainage systems and facilities, and emergency sewer and storm drain repair response services.

Number of Completed Clean Water Capital Projects



Program Changes	Direct Cost	Positions	Total Cost
Changes in Salaries, Expense, Equipment, and Special			
Apportionment of Changes Applicable to Various Programs	635,376	(3)	337,646
Related costs consist of employee benefits. SG: \$780,376 EX: (\$145,000) Related Costs: (\$297,730)			
Continuation of Services			
25. Clean Water Program Support	231,032	-	341,913
Continue funding and resolution authority for two positions consisting of one Senior Management Analyst I and one Management Analyst to provide administrative support for the Proposition O Clean Water Bond Program. Continue one-time funding in the Office and Administrative Account. Related costs consist of employee benefits. SG: \$229,532 EX: \$1,500 Related Costs: \$110,881			
26. Safe Clean Water Implementation	300,429	2	435,501
Continue funding and add regular authority for two positions consisting of one Senior Civil Engineer and one Civil Engineer to provide construction management of the Safe Clean Water municipal and regional projects. Add funding in the Office and Administrative Account. Funding is provided by the Measure W Local Return Fund. Related costs consist of employee benefits. SG: \$298,929 EX: \$1,500 Related Costs: \$135,072			

Clean Water Infrastructure

Program Changes	Direct Cost	Positions	Total Cost
Changes in Salaries, Expense, Equipment, and Special			
Continuation of Services			
<p>27. Engineering Support for Construction Management</p> <p>Continue funding and add regular authority for three Civil Engineering Associate IIs to provide construction management services on wastewater capital projects. Add funding in the Office and Administrative Account. Funding is provided by the Sewer Construction and Maintenance Fund. Related costs consists of employee benefits.</p> <p><i>SG: \$314,761 EX: \$2,250</i></p> <p><i>Related Costs: \$156,025</i></p>	317,011	3	473,036
<p>28. Engineering Design Services</p> <p>Continue funding and resolution authority for one Civil Engineer to provide design engineering services on major sewer rehabilitation projects. Add funding in the Office and Administrative Account. Funding is provided by the Sewer Construction and Maintenance Fund. Related costs consist of employee benefits.</p> <p><i>SG: \$136,185 EX: \$750</i></p> <p><i>Related Costs: \$62,907</i></p>	136,935	-	199,842
<p>29. Specialized Engineering Design</p> <p>Continue funding and add regular authority for one Engineering Designer II to develop, maintain, and implement computer aided drafting and design as-built plan templates and standards for the Emergency Sewer Rehabilitation Program. Continue funding in the Office and Administrative Account. Funding is provided by the Sewer Construction and Maintenance Fund. Related costs consist of employee benefits.</p> <p><i>SG: \$107,837 EX: \$750</i></p> <p><i>Related Costs: \$53,025</i></p>	108,587	1	161,612
<p>30. Clean Water Capital Improvement Program</p> <p>Continue funding and add regular authority for four positions consisting of one Civil Engineer, one Control Systems Engineer I, one Civil Engineering Associate IV, and one Control Systems Engineering Associate IV to provide design, construction management, project management, and administrative support services for the Clean Water Capital Improvement Program. Funding is provided by the Sewer Construction and Maintenance Fund. Related costs consist of employee benefits.</p> <p><i>SG: \$532,947 EX: \$3,000</i></p> <p><i>Related Costs: \$247,517</i></p>	535,947	4	783,464

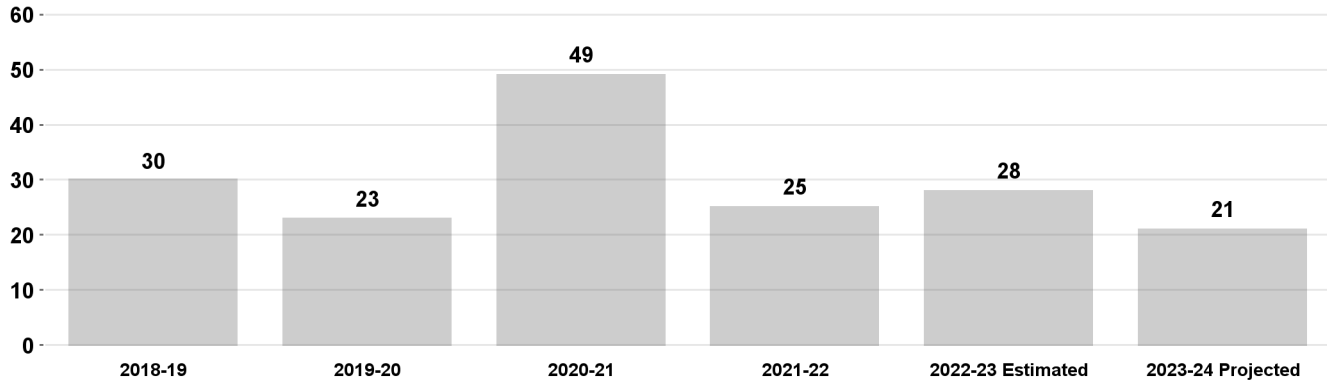
Clean Water Infrastructure

Program Changes	Direct Cost	Positions	Total Cost
Changes in Salaries, Expense, Equipment, and Special			
Increased Services			
31. Flood Plain Management Plan Add one-time funding in the Contractual Services Account to update the Flood Plain Management Plan. <i>EX: \$400,000</i>	400,000	-	400,000
32. Budget, Finance and Innovation Report Item No. 90 The Council modified the Mayor's Proposed Budget by adding nine-months funding and resolution authority for three positions consisting of one Civil Engineer and two Civil Engineering Associate IIs, subject to pay grade determination by the Office of the City Administrative Officer, Employee Relations Division, to support the Safe Clean Water municipal and regional projects. Funding is provided by the Measure W Local Return Fund. Related costs consist of employee benefits. <i>SG: \$270,332</i> <i>Related Costs: \$128,962</i>	270,332	-	399,294
New Services			
33. Budget, Finance and Innovation Report Item No. 91 The Council modified the Mayor's Proposed Budget by adding nine-months funding and resolution authority for six positions consisting of one Senior Civil Engineer, three Civil Engineers, and two Civil Engineering Associate IIs, subject to pay grade determination by the Office of the City Administrative Officer, Employee Relations Division, to provide design and construction management services for the Department of Water and Power (DWP) stormwater capture projects. These positions will be fully reimbursed by DWP. Related costs consists of employee benefits. <i>SG: \$573,649</i> <i>Related Costs: \$292,572</i>	573,649	-	866,221
TOTAL Clean Water Infrastructure	3,509,298	7	
2022-23 Program Budget	43,950,623	352	
Changes in Salaries, Expense, Equipment, and Special	3,509,298	7	
2023-24 PROGRAM BUDGET	47,459,921	359	

Mobility

This program provides the following services: Design and construction of street improvements, regional transportation improvements, bridges, streetscapes, grade separations, and retaining walls.

Number of Completed Mobility Capital Projects



Program Changes	Direct Cost	Positions	Total Cost
Changes in Salaries, Expense, Equipment, and Special			
Apportionment of Changes Applicable to Various Programs	(10,491,037)	-	(14,632,423)
Related costs consist of employee benefits.			
SG: (\$8,577,314) SHH: (\$137,500) SHHFB: (\$12,500)			
SOT: (\$300,973) EX: (\$1,462,750)			
Related Costs: (\$4,141,386)			
Continuation of Services			
34. Metro Annual Work Program	3,474,549	-	5,042,219
Continue funding and resolution authority for 26 positions consisting of one Principal Civil Engineer, two Senior Civil Engineers, three Civil Engineers, one Geotechnical Engineer II, two Civil Engineering Associate IIs, five Civil Engineering Associate IIIs, three Civil Engineering Associate IVs, one Survey Party Chief II, one Structural Engineering Associate III, one Structural Engineering Associate IV, one Structural Engineer, one Senior Management Analyst I, one Office Engineering Technician III, one Environmental Supervisor I, one Management Analyst, and one Senior Administrative Clerk. These positions support the delivery of the Los Angeles Metropolitan Transportation Authority (Metro) Annual Work Program. Continue one-time funding in the Overtime General (\$109,055) and Office and Administrative (\$19,500) accounts. Front funding is provided by the Proposition C Anti-Gridlock Transit Fund and will be fully reimbursed by Metro. See related Bureaus of Contract Administration, Street Lighting, and Street Services, and the Department of Transportation items. Related costs consist of employee benefits.			
SG: \$3,345,994 SOT: \$109,055 EX: \$19,500			
Related Costs: \$1,567,670			

Mobility

Program Changes	Direct Cost	Positions	Total Cost
Changes in Salaries, Expense, Equipment, and Special			
Continuation of Services			
35. Transportation Grant Annual Work Program Continue funding and resolution authority for 22 positions consisting of three Civil Engineers, six Civil Engineering Associate IIs, five Civil Engineering Associate IIIs, one Landscape Architectural Associate III, one Structural Engineer, four Structural Engineering Associate IIIs, one Land Surveying Assistant, and one Senior Management Analyst I to support the Transportation Grant Annual Work Program. Continue one-time funding in the Overtime General (\$191,918) and Office and Administrative (\$16,500) accounts. Front funding is provided by the Proposition C Anti-Gridlock Transit Fund and reimbursed by the various grantors as part of the Transportation Grant Annual Work Program. See related Bureaus of Contract Administration, Street Lighting, and Street Services, and the Department of Transportation items. Related costs consist of employee benefits. <i>SG: \$2,648,185 SOT: \$191,918 EX: \$16,500</i> <i>Related Costs: \$1,262,682</i>	2,856,603	-	4,119,285
36. Active Transportation Program Delivery Continue funding and resolution authority for eight positions consisting of one Civil Engineer, five Civil Engineering Associate IIIs, one Environmental Specialist II, and one Management Analyst to provide grant writing, planning, design, construction management, and support for the delivery of Active Transportation Program projects. Continue one-time funding in the Contractual Services (\$200,000) and Office and Administrative (\$6,000) accounts. Funding is provided by the Proposition C Anti-Gridlock Transit Fund. See related Department of Transportation item. Related costs consist of employee benefits. <i>SG: \$939,656 EX: \$206,000</i> <i>Related Costs: \$451,028</i>	1,145,656	-	1,596,684

Mobility

Program Changes	Direct Cost	Positions	Total Cost
Changes in Salaries, Expense, Equipment, and Special			
Continuation of Services			
37. Vision Zero Program Continue funding and resolution authority for two positions consisting of one Civil Engineering Associate III and one Civil Engineering Associate II to review existing projects, provide engineering design and survey, and perform community outreach to facilitate implementation of the Vision Zero objectives. Continue one-time funding in the Hiring Hall Salaries (\$100,000), Contractual Services (\$40,000), and Office and Administrative (\$1,500) accounts. Funding is provided by the Measure R Local Return Fund. See related Bureaus of Street Lighting and Street Services, and Department of Transportation items. Related costs consist of employee benefits. <i>SG: \$227,056 SHH: \$100,000 EX: \$41,500</i> <i>Related Costs: \$110,018</i>	368,556	-	478,574
38. Traffic Signals Program Continue funding and resolution authority for three positions consisting of two Civil Engineering Associate IIs and one Civil Engineering Drafting Technician to perform design services associated with new traffic signals and left turn projects. Continue one-time funding in the Office and Administrative Account. Funding is provided by the Measure M Local Return Fund. Related costs consist of employee benefits. <i>SG: \$278,789 EX: \$2,250</i> <i>Related Costs: \$143,485</i>	281,039	-	424,524
39. Former Great Streets Initiative Continue one-time funding in the Hiring Hall Salaries (\$37,500), Benefits Hiring Hall (\$12,500), and Contractual Services (\$50,000) accounts for the design and survey of nonstandard curb ramps and other engineering support for the remaining active corridor projects. Once completed, these resources will be dedicated to addressing the maintenance backlog for nonstandard curb ramps and other engineering projects in underserved communities. Funding is provided by the Measure R Local Return Fund. See related Bureau of Street Services and Department of Transportation items. <i>SHH: \$37,500 SHHFB: \$12,500 EX: \$50,000</i>	100,000	-	100,000

Mobility

Program Changes	Direct Cost	Positions	Total Cost
Changes in Salaries, Expense, Equipment, and Special			
Continuation of Services			
40. Affordable Housing and Sustainable Communities Continue funding and resolution authority for three positions consisting of one Civil Engineer and two Civil Engineering Associate IIIs to oversee the delivery of the Affordable Housing and Sustainable Communities (AHSC) Grant projects and to participate in AHSC Grant applications. Continue one-time funding in the Office and Administrative Account. These positions will be partially reimbursed by the AHSC Grant. See related Department of Transportation, Housing Department, and Bureau of Street Services items. Related costs consist of employee benefits. <i>SG: \$372,531 EX: \$2,250</i> <i>Related Costs: \$176,163</i>	374,781	-	550,944
41. Seventh Street Streetscape Improvements Project Continue resolution authority for one Civil Engineering Associate III to provide oversight and support for the Seventh Street Streetscape Improvements Project. Funding will be provided through interim appropriations from the Seventh Street Streetscape Improvements Project.	-	-	-
42. Zelzah Avenue Streets Improvements Project Continue resolution authority for one Civil Engineer to provide oversight and support for the Zelzah Avenue Street Improvements Project. Funding will be provided through interim appropriations from the Zelzah Avenue Improvements Project.	-	-	-
43. Grant Funded Projects Support Continue resolution authority for 10 positions consisting of one Senior Civil Engineer, two Civil Engineers, three Civil Engineering Associate IIIs, and four Civil Engineering Associate IIs to support grant-funded projects. Funding will be provided through interim appropriations from various grant funds.	-	-	-
44. Failed Street Reconstruction Continue funding and resolution authority for three positions consisting of one Land Surveying Assistant and two Field Engineering Aides to support the Failed Street Reconstruction Program. Continue one-time funding in the Office and Administrative Account. Funding is provided by the Street Damage Restoration Fee Fund (\$144,605) and the Measure M Local Return Fund (\$144,604). See related Bureau of Street Services, Departments of Transportation, and General Services items. Related costs consist of employee benefits. <i>SG: \$286,959 EX: \$2,250</i> <i>Related Costs: \$146,332</i>	289,209	-	435,541

Mobility

Program Changes	Direct Cost	Positions	Total Cost
Changes in Salaries, Expense, Equipment, and Special			
Continuation of Services			
45. State Route 710 Mobility Improvement Projects Continue funding and resolution authority for four positions consisting of one Senior Civil Engineer, one Civil Engineer, and two Civil Engineering Associate IIIs to perform project development and design services for the SR-710 North Mobility Improvement Projects. Continue one-time funding in the Office and Administrative Account. These positions will be fully reimbursed by the Los Angeles Metropolitan Transportation Authority. See related Bureau of Street Services item. Related costs consist of employee benefits. <i>SG: \$531,884 EX: \$3,000</i> <i>Related Costs: \$247,147</i>	534,884	-	782,031
46. AHSC Grant Projects Support Continue funding and resolution authority for six positions consisting of one Senior Civil Engineer, one Civil Engineer, one Civil Engineering Associate III, one Survey Party Chief I, one Land Surveying Assistant, and one Field Engineering Aide to provide design and survey activities for the Affordable Housing and Sustainable Communities (AHSC) Grant projects. Continue one-time funding in the Office and Administrative Account. These positions will be partially reimbursed by the AHSC Grant. Related costs consist of employee benefits. <i>SG: \$718,077 EX: \$4,500</i> <i>Related Costs: \$342,920</i>	722,577	-	1,065,497
47. Federal Infrastructure Bill Bridge Program Continue funding and resolution authority for one Civil Engineer to identify bridges in need of repair or replacement in preparation for grant opportunities provided through the Federal Infrastructure Bill, prepare grant applications, oversee consultants, and manage grant funds. Add one-time funding in the Office and Administrative Account. Funding is provided by the Measure M Local Return Fund. Related costs consist of employee benefits. <i>SG: \$136,185 EX: \$750</i> <i>Related Costs: \$62,907</i>	136,935	-	199,842
48. Equipment for Survey Monument Preservation Add one-time funding in the Furniture, Office, and Technical Equipment Account for the replacement of a drill rig unit. Funding is provided by the Street Damage Restoration Fee Fund. <i>EQ: \$350,000</i>	350,000	-	350,000

Mobility

Program Changes	Direct Cost	Positions	Total Cost
Changes in Salaries, Expense, Equipment, and Special			
Increased Services			
49. Bridge Program Strategic Plan and Grant Planning Add nine-months funding and resolution authority for one Senior Management Analyst I to oversee the pre-qualified on-call list that is used for all federally-funded projects to ensure all contracts are in compliance with federal accounting, fiscal, and auditing requirements and to provide financial and contract management activities. Add one-time funding in the Contractual Services (\$650,000) and Office and Administrative (\$5,750) accounts. Funding is provided by the Measure M Local Return Fund. Related costs consist of employee benefits. <i>SG: \$98,533 EX: \$655,750</i> <i>Related Costs: \$49,782</i>	754,283	-	804,065
50. Construction Management for Street Improvement Add nine-months funding and resolution authority for three positions consisting of one Senior Civil Engineer, one Civil Engineer, and one Civil Engineering Associate II, subject to pay grade determination by the Office of the City Administrative Officer, Employee Relations Division, to provide construction management of various street improvement projects. Add one-time funding in the Office and Administrative Account. Funding is provided by the Street Damage Restoration Fee Fund (\$160,068) and the Measure M Local Return Fund (\$160,068). Related costs consist of employee benefits. <i>SG: \$302,886 EX: \$17,250</i> <i>Related Costs: \$151,884</i>	320,136	-	472,020
New Services			
51. Potrero Canyon Pedestrian Bridge and Colorado Blvd. Add nine-months funding and resolution authority for one Civil Engineer to support the Potrero Canyon Pedestrian Bridge and Colorado Blvd. Bridge Undercrossing projects. Add one-time funding in the Office and Administrative Account. This position will be fully reimbursed by the State of California. Related costs consist of employee benefits. <i>SG: \$100,011 EX: \$5,750</i> <i>Related Costs: \$50,297</i>	105,761	-	156,058
TOTAL Mobility	1,323,932	-	
2022-23 Program Budget	19,933,942	68	
Changes in Salaries, Expense, Equipment, and Special	1,323,932	-	
2023-24 PROGRAM BUDGET	21,257,874	68	

Sidewalks and Complete Streets

This program provides the following services: administration and management of the City's Sidewalk Repair Program and administration and management of the Complete Streets projects.

Program Changes	Direct Cost	Positions	Total Cost
Changes in Salaries, Expense, Equipment, and Special			
Apportionment of Changes Applicable to Various Programs Related costs consist of employee benefits. <i>SG: (\$822,974) EX: (\$5,250)</i> <i>Related Costs: (\$418,202)</i>	(828,224)	-	(1,246,426)
Continuation of Services			
52. Former Complete Streets Program Continue funding and resolution authority for seven positions consisting of one Senior Civil Engineer, two Civil Engineers, one Senior Management Analyst I, two Civil Engineering Associate IIs, and one Environmental Supervisor I to provide project oversight, construction management, coordination, and reporting services for Vision Zero corridor projects and the final existing Complete Streets project. Once the Complete Streets work is finished, resources will be dedicated to backlogged maintenance projects requiring construction management in underserved communities. Continue one-time funding in the Office and Administrative Account. Funding is provided by the Measure M Local Return Fund. See related Bureaus of Contract Administration and Street Services, and Department of Transportation items. Related costs consist of employee benefits. <i>SG: \$899,501 EX: \$5,250</i> <i>Related Costs: \$421,597</i>	904,751	-	1,326,348
53. Crosswalk Upgrade Program Continue funding and resolution authority for one Management Analyst to support the development of a Crosswalk Upgrade Program. Add one-time funding in the Office and Administrative Account. See related Bureau of Street Lighting and Street Services items. Related costs consist of employee benefits. <i>SG: \$103,039 EX: \$750</i> <i>Related Costs: \$51,352</i>	103,789	-	155,141

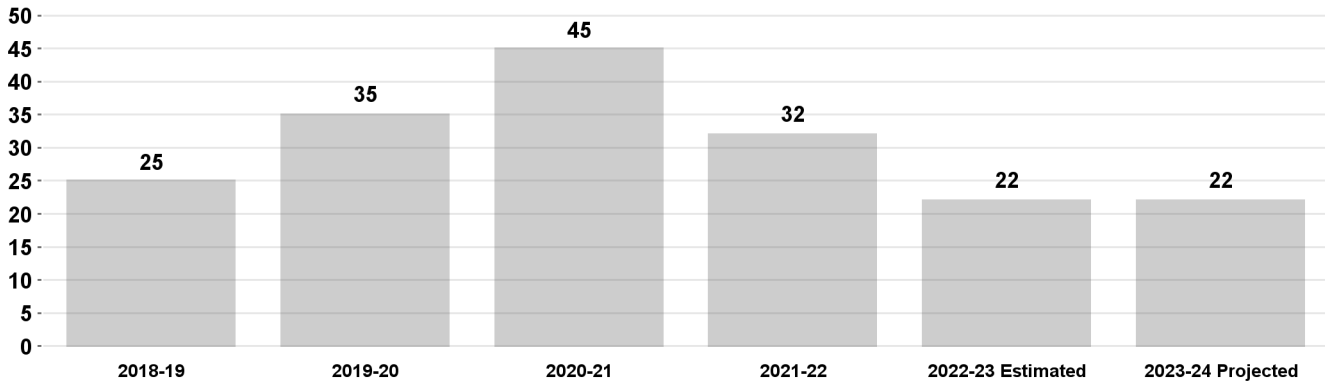
Sidewalks and Complete Streets

Program Changes	Direct Cost	Positions	Total Cost
Changes in Salaries, Expense, Equipment, and Special			
Increased Services			
54. Budget, Finance and Innovation Report Item No. 67c The Council modified the Mayor's Proposed Budget by adding nine-months funding and resolution authority for 11 positions consisting of one Senior Civil Engineer, one Senior Construction Engineer, one Civil Engineer, two Management Analysts, one Environmental Supervisor I, one Project Coordinator, two Senior Management Analyst Is, and two Civil Engineering Associate IIs, subject to pay grade determination by the Office of the City Administrative Officer, Employee Relations Division, to reduce the sidewalk repair timeline. Funding is provided by the Sidewalk Repair Fund. Related costs consist of employee benefits. <i>SG: \$1,106,611</i> <i>Related Costs: \$513,087</i>	1,106,611	-	1,619,698
TOTAL Sidewalks and Complete Streets	1,286,927	-	
2022-23 Program Budget	3,198,142	16	
Changes in Salaries, Expense, Equipment, and Special	1,286,927	-	
2023-24 PROGRAM BUDGET	4,485,069	16	

Public Buildings and Open Spaces

This program provides design and construction services for new and existing public buildings and open spaces. This includes sustainable design; modern, historic, and renovation architectural services; interior space planning; landscape architecture; parks and recreational facility design and construction; and urban design.

Number of Completed Building & Open Spaces Capital Projects



Program Changes	Direct Cost	Positions	Total Cost
Changes in Salaries, Expense, Equipment, and Special			
Apportionment of Changes Applicable to Various Programs	(557,709)	-	(987,281)
Related costs consist of employee benefits.			
SG: (\$553,959) EX: (\$3,750)			
Related Costs: (\$429,572)			
Continuation of Services			
55. Electric Vehicle and Solar Power Engineering	285,545	2	415,429
Continue funding and add regular authority for two positions consisting of one Building Electrical Engineer II and one Electrical Engineering Associate III to manage the electric vehicle charging and solar power projects at City facilities and provide project management for solar energy installations and Light Emitting Diodes lighting projects. Continue funding in the Office and Administrative Account. Related costs consist of employee benefits.			
SG: \$284,045 EX: \$1,500			
Related Costs: \$129,884			

Public Buildings and Open Spaces

Program Changes	Direct Cost	Positions	Total Cost
Changes in Salaries, Expense, Equipment, and Special			
Continuation of Services			
56. Los Angeles River Design and Project Management Continue funding and resolution authority for two positions consisting of one Civil Engineer and one Civil Engineering Associate III to support the LA Riverworks capital projects implementation for Taylor Yard and three other predesign Los Angeles River projects and to interface with the U.S. Army Corps of Engineers. Continue one-time funding in the Office and Administrative Account. Funding is provided by the Stormwater Pollution Abatement Fund (\$129,910) and the Sewer Construction and Maintenance Fund (\$129,910). Related costs consist of employee benefits. <i>SG: \$258,321 EX: \$1,500</i> <i>Related Costs: \$120,916</i>	259,821	-	380,737
57. Sixth Street Viaduct Engineering Projects Continue resolution authority for two positions consisting of one Senior Civil Engineer and one Civil Engineer to perform project/construction management for the Sixth Street Viaduct Landscape Project, the Mission Road Project, and the Downtown LA Arts District Pedestrian and Cyclist Safety Project. These projects are in close proximity to the Sixth Street Viaduct Project. Funding will be provided through interim appropriations from various funding sources for the projects.	-	-	-
58. Recreation and Parks Project Support Continue resolution authority for two positions consisting of one Senior Civil Engineer and one Architect to provide engineering project support for Department of Recreation and Parks projects. Funding will be provided through interim appropriations from the Department of Recreation and Parks Quimby fees.	-	-	-
59. Pio Pico Library Pocket Park Continue funding and resolution authority for one Architect to support the Pio Pico Library Park Project. Continue one-time funding in the Office and Administrative Account. Related costs consist of employee benefits. <i>SG: \$130,235 EX: \$750</i> <i>Related Costs: \$60,833</i>	130,985	-	191,818

Public Buildings and Open Spaces

Program Changes	Direct Cost	Positions	Total Cost
Changes in Salaries, Expense, Equipment, and Special			
Continuation of Services			
<p>60. Construction Support for Sixth Street PARC Project Continue funding and resolution authority for two positions consisting of one Civil Engineer and one Civil Engineering Associate III to provide construction management support for the Sixth Street Viaduct Park, Arts, and River Connectivity (PARC) Improvements Project. These positions will be fully reimbursed by project funds. Related costs consist of employee benefits. <i>SG: \$236,082 EX: \$1,500</i> <i>Related Costs: \$113,164</i></p>	237,582	-	350,746
<p>61. Decarbonization of Existing and New City Buildings Continue funding and add regular authority for two positions consisting of one Mechanical Engineering Associate III and one Electrical Engineering Associate III to develop a plan for decarbonization of the City's facilities and a tracking and reporting mechanism for the City's progress. Add funding in the Office and Administrative Account. Related costs consist of employee benefits. <i>SG: \$217,411 EX: \$1,500</i> <i>Related Costs: \$106,655</i></p>	218,911	2	325,566
<p>62. Project Management Support for Proposition K Add funding and continue resolution authority for two positions consisting of one Architect and one Architectural Associate III to provide project management for the Proposition K projects. These positions will be reimbursed by program funds pending project closeout. Related costs consist of employee benefits. <i>SG: \$236,183</i> <i>Related Costs: \$113,199</i></p>	236,183	-	349,382
<p>63. Municipal Facilities Project Support Continue resolution authority for six positions consisting of one Building Mechanical Engineer I, two Architects, two Civil Engineers, one Architectural Associate II to provide engineering support for Department of Recreation and Parks projects. Funding will be provided through interim appropriations from the Department of Recreation and Parks.</p>	-	-	-
<p>64. Administrative Support for Homeless Facilities Projects Add resolution authority for one Senior Management Analyst I to perform administrative and financial duties for the homeless facilities projects. Funding will be provided through interim appropriations from program funds.</p>	-	-	-

Public Buildings and Open Spaces

Program Changes	Direct Cost	Positions	Total Cost
Changes in Salaries, Expense, Equipment, and Special			
Increased Services			
65. Homeless Facilities Projects Support Add resolution authority for one Civil Engineer to support homeless facilities projects. Funding will be provided through interim appropriations from program funds.	-	-	-
66. Proposition K and Recreation and Parks Projects Support Add nine-months funding and resolution authority for one Architectural Associate I, subject to pay grade determination by the Office of the City Administrative Officer, Employee Relations Division, to assist in accelerating the completion of various Proposition K Program projects, other Recreation and Parks projects, and the close out of Prop K projects. Add one-time funding in the Office and Administrative Account. The position will be reimbursed by program funds after closeout. Related costs consist of employee benefits. <i>SG: \$65,149 EX: \$5,750</i> <i>Related Costs: \$38,144</i>	70,899	-	109,043
67. Budget, Finance and Innovation Report Item No. 13c The Council modified the Mayor's Proposed Budget by adding nine-months funding and resolution authority for four positions consisting of one Architect, one Management Analyst, one Senior Architectural Drafting Technician, and one Civil Engineering Associate II, subject to pay grade determination by the Office of the City Administrative Officer, Employee Relations Division, to initiate Phase II of building decarbonization projects. Related costs consist of employee benefits. <i>SG: \$339,338</i> <i>Related Costs: \$164,592</i>	339,338	-	503,930
New Services			
68. Design Support for Zoo Department Capital Program Add nine-months funding and resolution authority for one Architect to provide architectural services to the Zoo Department for its capital projects. Add one-time funding in the Office and Administrative Account. Related costs consist of employee benefits. <i>SG: \$97,676 EX: \$5,750</i> <i>Related Costs: \$49,483</i>	103,426	-	152,909
Other Changes or Adjustments			
69. Municipal Facilities Projects Add funding and regular authority for one Senior Civil Engineer to oversee the municipal facilities projects. Delete funding and regular authority for one Senior Environmental Engineer. The salary cost difference will be absorbed by the Department.	-	-	-

Public Buildings and Open Spaces

TOTAL Public Buildings and Open Spaces	1,324,981	4
2022-23 Program Budget	12,280,273	89
Changes in Salaries, Expense, Equipment, and Special	1,324,981	4
2023-24 PROGRAM BUDGET	13,605,254	93

General Administration and Support

This program provides management and administrative support functions including Bureau management and administration and other ancillary or support activities which cannot be attributed to an operating program.

Program Changes	Direct Cost	Positions	Total Cost
Changes in Salaries, Expense, Equipment, and Special			
Apportionment of Changes Applicable to Various Programs Related costs consist of employee benefits. <i>SG: \$379,262 SAN: (\$350,000) EX: (\$364,000)</i> <i>Related Costs: \$70,840</i>	(334,738)	2	(263,898)
Continuation of Services			
70. Workforce Succession Planning Continue one-time funding in the Salaries, As-Needed Account to address succession planning needs by employing administrative and technical interns to prepare them for full-time employment with the City. Funding is provided by the Sewer Construction and Maintenance Fund. <i>SAN: \$350,000</i>	350,000	-	350,000
71. Cloud Environment Subscription and Maintenance Continue one-time funding in the Office and Administrative Account for cloud-based data storage. Partial funding is provided by the Special Gas Tax Improvement Fund (\$91,000) and Sewer Construction and Maintenance Fund (\$91,000). <i>EX: \$364,000</i>	364,000	-	364,000
72. Public Right of Way Reservation Active Management Continue funding and resolution authority for two positions consisting of one Senior Civil Engineer and one Programmer/Analyst I for the Public Right of Way Reservation System. Add one-time funding in the Office and Administrative Account. Funding is provided by the Proposition C Anti-Gridlock Transit Fund. See related Bureaus of Street Services and Contract Administration, and Department of Transportation items. Related costs consist of employee benefits. <i>SG: \$248,195 EX: \$1,500</i> <i>Related Costs: \$117,387</i>	249,695	-	367,082
73. Financial Management and Data Analytics (FMDA) Continue funding and resolution authority for one Deputy City Engineer I to oversee the Financial Management and Data Analytics Program. Add one-time funding in the Office and Administrative Account. Partial funding is provided by the Special Gas Tax Improvement Fund (\$5,046) and the Sewer Construction and Maintenance Fund (\$113,531). Related costs consist of employee benefits. <i>SG: \$248,763 EX: \$750</i> <i>Related Costs: \$103,120</i>	249,513	-	352,633

General Administration and Support

Program Changes	Direct Cost	Positions	Total Cost
Changes in Salaries, Expense, Equipment, and Special			
Continuation of Services			
74. Public Right of Way Reservation System Continue funding and resolution authority for one Civil Engineer to provide dedicated support on the Public Right of Way Reservation System. Continue one-time funding in the Office and Administrative Account. Related cost consists of employee benefits. <i>SG: \$133,347 EX: \$750</i> <i>Related Costs: \$61,918</i>	134,097	-	196,015
75. Administrative Support Continue funding and add regular authority for one Administrative Clerk to provide administrative support for the Clean Water Program. Funding is provided by the Sewer Construction and Maintenance Fund. Related costs consist of employee benefits. <i>SG: \$50,933 EX: \$750</i> <i>Related Costs: \$33,188</i>	51,683	1	84,871
Increased Services			
76. Strategic Planning and Implementation Add funding and resolution authority for one Principal Project Coordinator to manage and implement the Bureau's strategic planning efforts. Add one-time funding in the Office and Administrative Account. Related costs consist of employee benefits. <i>SG: \$130,835 EX: \$750</i> <i>Related Costs: \$61,042</i>	131,585	-	192,627
77. Budget, Finance and Innovation Report Item No. 140 The Council modified the Mayor's Proposed Budget by adding resolution authority for 20 positions consisting of one Principal Civil Engineer, two Senior Civil Engineers, one Senior Architect, two Civil Engineers, one Architect, one Environmental Engineer, one Structural Engineer, two Management Analysts, one Senior Management Analyst I, one Senior Systems Analyst I, one Architectural Associate I, one Civil Engineering Associate II, one Electrical Engineering Associate II, one Mechanical Engineering Associate II, one Structural Engineering Associate II, one Data Analyst I, and one Programmer/Analyst I, subject to pay grade determination by the City Administrative Officer, Employee Relations Division, to support the Department's hiring efforts.	-	-	-

General Administration and Support

Program Changes	Direct Cost	Positions	Total Cost
Changes in Salaries, Expense, Equipment, and Special			
New Services			
78. Bureau-Wide Employee Development Training Add one-time funding in the Office and Administrative Account to fund a Bureau-wide employee development and training program to provide career growth and development opportunities. <i>EX: \$300,000</i>	300,000	-	300,000
Transfer of Services			
79. Mobile Worker Program Transfer funding from the Information Technology Agency to the Office and Administrative Account for mobile phone usage costs. The Department has fully transitioned from traditional desk phones, which were funded by the Information Technology Agency, to mobile phones through the Mobile Worker Program and will pay for departmental mobile phone costs on an ongoing basis. See related Bureau of Sanitation, Bureau of Street Lighting, Cannabis Regulation, City Attorney, Community Investment for Families, Housing, Information Technology, Neighborhood Empowerment, Personnel, and Transportation items. <i>EX: \$76,050</i>	76,050	-	76,050
TOTAL General Administration and Support	1,571,885	3	
2022-23 Program Budget	10,697,446	63	
Changes in Salaries, Expense, Equipment, and Special	1,571,885	3	
2023-24 PROGRAM BUDGET	12,269,331	66	

**BUREAU OF ENGINEERING
DETAIL OF CONTRACTUAL SERVICES ACCOUNT**

2021-22 Actual Expenditures	2022-23 Adopted Budget	2022-23 Estimated Expenditures	Program/Code/Description	2023-24 Contract Amount
Clean Water Infrastructure - BF7803				
\$ 38,526	\$ 40,000	\$ 40,000	1. Equipment lease and maintenance.....	\$ 40,000
-	9,000	9,000	2. Mailing services.....	9,000
25,670	171	-	3. Technical contract services.....	171
-	33,500	34,000	4. Computer maintenance and application support.....	33,500
-	12,500	12,000	5. Employee safety, facilities services, and security.....	12,500
1,000	10,500	11,000	6. Title research services.....	10,500
5,000	39,152	39,000	7. Property ownership records streamlining.....	39,152
-	-	-	8. Flood Plain Management Plan	400,000
<u>\$ 70,196</u>	<u>\$ 144,823</u>	<u>\$ 145,000</u>	Clean Water Infrastructure Total	<u>\$ 544,823</u>
Development Services and Permits - BD7804				
\$ -	\$ 3,000	\$ 3,000	9. County assessor.....	\$ 3,000
-	4,700	4,000	10. Safe digging alert services.....	4,700
-	17,000	17,000	11. Equipment lease and maintenance.....	17,000
15,000	3,000	3,000	12. Technical contract services.....	3,000
1,253	6,841	7,000	13. Computer maintenance and application support.....	6,841
-	5,600	5,000	14. Employee safety, facilities services, and security.....	5,600
8,074	3,500	4,000	15. Title insurance.....	3,500
18,909	5,000	5,000	16. Property ownership records streamlining.....	5,000
<u>\$ 43,236</u>	<u>\$ 48,641</u>	<u>\$ 48,000</u>	Development Services and Permits Total	<u>\$ 48,641</u>
Mobility - CA7805				
\$ 11,979	\$ 15,000	\$ 15,000	17. Equipment lease and maintenance.....	\$ 15,000
-	1,200	1,000	18. Archeological surveys.....	1,200
-	4,300	4,000	19. Court reporting.....	4,300
-	8,000	8,000	20. Technical contract services.....	8,000
47,722	5,000	5,000	21. Computer maintenance and application support.....	5,000
8,971	1,666	2,000	22. Employee safety, facilities services, and security.....	1,666
-	5,000	5,000	23. Property ownership records streamlining.....	5,000
50,000	50,000	50,000	24. Great Streets initiative.....	50,000
40,000	40,000	40,000	25. Vision Zero consulting services.....	40,000
87,556	200,000	200,000	26. Active Transportation Program consulting services.....	200,000
5,849	-	-	27. Stormwater Group Floodplain Management Plan	-
-	250,000	250,000	28. Infrastructure Investment and Jobs Act consulting services.....	650,000
-	250,000	250,000	29. Public Works construction standard specifications.....	-
-	300,000	300,000	30. Equestrian trails standards consulting services.....	-
<u>\$ 252,077</u>	<u>\$ 1,130,166</u>	<u>\$ 1,130,000</u>	Mobility Total	<u>\$ 980,166</u>
Public Buildings and Open Spaces - FH7807				
\$ -	\$ 18,000	\$ 18,000	31. Archeological and technical services.....	\$ 18,000
51,410	7,500	8,000	32. Equipment lease and maintenance.....	7,500
1,200	5,000	5,000	33. Technical contract services.....	5,000
-	4,425	4,000	34. Computer maintenance and application support.....	4,425
7,382	1,500	1,000	35. Employee safety, facilities services, and security.....	1,500
-	2,000	2,000	36. Title research services.....	2,000
-	2,000	2,000	37. Property ownership records streamlining.....	2,000
416,275	-	169,000	38. Crisis and Bridge Housing services.....	-
-	-	639,000	39. Library renovation consulting services.....	-
<u>\$ 476,267</u>	<u>\$ 40,425</u>	<u>\$ 848,000</u>	Public Buildings and Open Spaces Total	<u>\$ 40,425</u>

**BUREAU OF ENGINEERING
DETAIL OF CONTRACTUAL SERVICES ACCOUNT**

2021-22 Actual Expenditures	2022-23 Adopted Budget	2022-23 Estimated Expenditures	Program/Code/Description	2023-24 Contract Amount
General Administration and Support - CA7850				
\$ 2,467	\$ 399,445	\$ 400,000	40. Equipment lease and maintenance.....	\$ 399,445
-	1,390	1,000	41. Lab tests.....	1,390
-	14,495	14,000	42. Computer-aided drafting and design application support and training.....	14,495
67,165	213,900	214,000	43. Computer-aided drafting and design equipment maintenance.....	213,900
17,170	11,498	11,000	44. Microfilm storage.....	11,498
11,621	29,744	30,000	45. Software and peripherals.....	29,744
-	20,000	20,000	46. Facilities services and security.....	20,000
-	20,000	20,000	47. Employee safety, facilities services, and security.....	20,000
-	275,000	275,000	48. Bureau-wide electronic document control system - phase one.....	275,000
354,993	225,000	225,000	49. Bureau-wide electronic document control system - phase two.....	225,000
821,899	-	-	50. Content knowledge management system application support.....	-
<u>\$ 1,275,315</u>	<u>\$ 1,210,472</u>	<u>\$ 1,210,000</u>	General Administration and Support Total	<u>\$ 1,210,472</u>
<u>\$ 2,117,091</u>	<u>\$ 2,574,527</u>	<u>\$ 3,381,000</u>	TOTAL CONTRACTUAL SERVICES ACCOUNT	<u>\$ 2,824,527</u>

**ENGINEERING - SEWER AND CONSTRUCTION MAINTENANCE FUND
DETAIL OF CONTRACTUAL SERVICES ACCOUNT**

2021-22 Actual Expenditures	2022-23 Contract Amount	2022-23 Estimated Expenditures	Program/Code/Description	2023-24 Contract Amount
Wastewater Facilities Engineering - BF7803				
\$ 20,000	\$ 20,000	\$ 20,000	1. Telecommunications.....	\$ 20,000
200,713	200,713	201,000	2. Computer-aided drafting and design application support and training.....	200,713
186,000	186,000	186,000	3. Computer-aided drafting and design equipment maintenance.....	186,000
66,655	103,340	103,000	4. Miscellaneous equipment lease.....	103,340
108,343	158,343	158,000	5. Copier lease and maintenance.....	158,343
-	20,000	20,000	6. Employee safety, facilities services, and security.....	20,000
86,685	-	-	7. Bureau-wide electronic document control system.....	-
<u>\$ 668,396</u>	<u>\$ 688,396</u>	<u>\$ 688,000</u>	Wastewater Facilities Engineering TOTAL	<u>\$ 688,396</u>
<u>\$ 668,396</u>	<u>\$ 688,396</u>	<u>\$ 688,000</u>	TOTAL ENGINEERING - SEWER CONSTRUCTION & MAINTENANCE FUND CONTRACTUAL SERVICES ACCOUNT	<u>\$ 688,396</u>

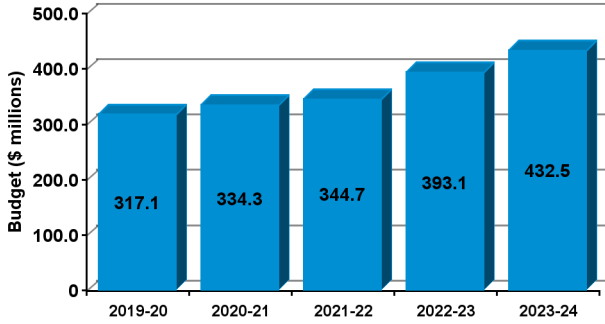
THIS PAGE INTENTIONALLY LEFT BLANK

BUREAU OF SANITATION

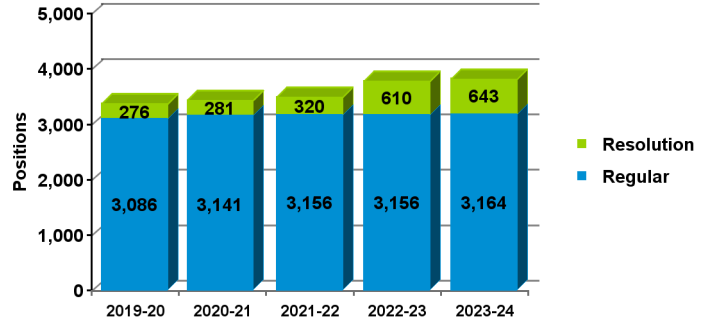
2023-24 Adopted Budget

FIVE-YEAR HISTORY OF BUDGET AND POSITION AUTHORITIES

FIVE-YEAR BUDGET HISTORY



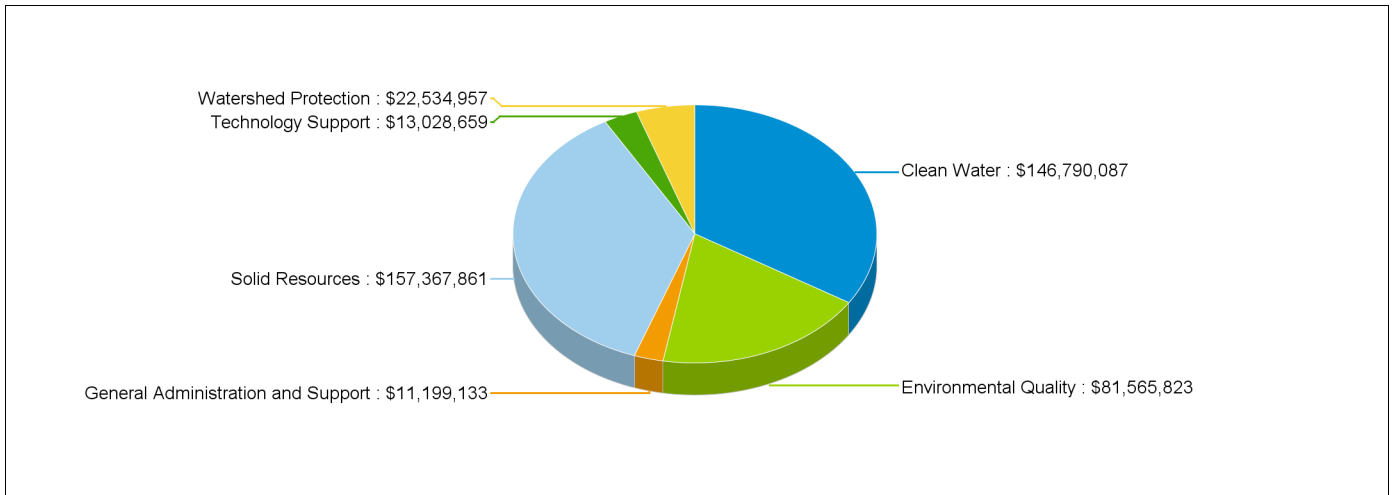
FIVE-YEAR POSITION AUTHORITY HISTORY



SUMMARY OF 2023-24 ADOPTED BUDGET CHANGES

	Total Budget			General Fund			Special Fund				
		Regular	Resolution		Regular	Resolution		Regular	Resolution		
2022-23 Adopted	\$393,092,025	3,156	610	\$72,616,812	18.5%	117	408	\$320,475,213	81.5%	3,039	202
2023-24 Adopted	\$432,486,520	3,164	643	\$85,367,324	19.7%	122	417	\$347,119,196	80.3%	3,042	226
Change from Prior Year	\$39,394,495	8	33	\$12,750,512		4	9	\$26,643,983		4	24

2023-24 FUNDING DISTRIBUTION BY PROGRAM



MAIN BUDGET ITEMS

	Funding	Positions
* Measure W - Safe, Clean Water Program	\$1,768,789	-
* Hyperion Resiliency	\$3,271,036	-
* Recycling and Waste Reduction Ambassadors	\$598,432	-
* Comprehensive Cleaning and Rapid Engagement Program	\$37,089,993	-

Recapitulation of Changes

	Adopted Budget 2022-23	Total Budget Changes	Total Budget 2023-24
EXPENDITURES AND APPROPRIATIONS			
Salaries			
Salaries General	334,495,530	13,214,063	347,709,593
Salaries, As-Needed	1,341,650	-	1,341,650
Overtime General	10,257,832	18,017,934	28,275,766
Hiring Hall Salaries	977,025	-	977,025
Benefits Hiring Hall	338,203	-	338,203
Total Salaries	<u>347,410,240</u>	<u>31,231,997</u>	<u>378,642,237</u>
Expense			
Printing and Binding	605,518	-	605,518
Travel	5,000	10,000	15,000
Construction Expense	111,994	-	111,994
Contractual Services	32,985,081	7,148,948	40,134,029
Field Equipment Expense	3,152,861	28,645	3,181,506
Transportation	250,612	-	250,612
Water and Electricity	98,000	-	98,000
Uniforms	708,928	173	709,101
Office and Administrative	957,802	115,494	1,073,296
Operating Supplies	6,787,477	831,075	7,618,552
Leasing	-	46,675	46,675
Total Expense	<u>45,663,273</u>	<u>8,181,010</u>	<u>53,844,283</u>
Equipment			
Furniture, Office, and Technical Equipment	18,512	(18,512)	-
Total Equipment	<u>18,512</u>	<u>(18,512)</u>	<u>-</u>
Total Bureau of Sanitation	<u>393,092,025</u>	<u>39,394,495</u>	<u>432,486,520</u>

Recapitulation of Changes

	Adopted Budget 2022-23	Total Budget Changes	Total Budget 2023-24
SOURCES OF FUNDS			
General Fund	72,616,812	12,750,512	85,367,324
Solid Waste Resources Revenue Fund (Sch. 2)	116,482,791	13,096,083	129,578,874
Stormwater Pollution Abatement Fund (Sch. 7)	14,654,057	880,440	15,534,497
Sewer Operations & Maintenance Fund (Sch. 14)	144,448,875	9,486,462	153,935,337
Sewer Capital Fund (Sch. 14)	6,315,772	241,308	6,557,080
Los Angeles Regional Agency Trust Fund (Sch. 29)	109,081	69,098	178,179
Used Oil Collection Trust Fund (Sch. 29)	627,685	28,165	655,850
Citywide Recycling Trust Fund (Sch. 32)	21,570,332	(935,054)	20,635,278
Household Hazardous Waste Fund (Sch. 39)	3,013,111	115,227	3,128,338
Central Recycling Transfer Station Fund (Sch. 45)	1,244,693	148,919	1,393,612
Multi-Family Bulky Item Fee Fund (Sch. 50)	5,695,169	2,723,052	8,418,221
Measure W Local Return Fund (Sch. 55)	6,313,647	790,283	7,103,930
Total Funds	393,092,025	39,394,495	432,486,520
Percentage Change			10.02%
Positions	3,156	8	3,164

Changes Applicable to Various Programs

The following changes involve two or more budgetary programs. These changes are explained below and apportioned as single entries in the affected programs. Single-program changes are shown only in the programs involved.

Program Changes	Direct Cost	Positions	Total Cost
Changes in Salaries, Expense, Equipment, and Special Obligatory Changes			
1. 2022-23 Employee Compensation Adjustment Related costs consist of employee benefits. <i>SG: \$8,732,250</i> <i>Related Costs: \$3,043,404</i>	8,732,250	-	11,775,654
2. 2023-24 Employee Compensation Adjustment Related costs consist of employee benefits. <i>SG: \$14,302,504</i> <i>Related Costs: \$543,356</i>	14,302,504	-	14,845,860
3. Change in Number of Working Days Reduce funding to reflect one fewer working day. There will be 260 working days in 2023-24. Related costs consist of employee benefits. <i>SG: (\$1,152,902)</i> <i>Related Costs: (\$401,325)</i>	(1,152,902)	-	(1,554,227)
4. Salary Step and Turnover Effect Related costs consist of employee benefits. <i>SG: (\$507,638)</i> <i>Related Costs: (\$176,712)</i>	(507,638)	-	(684,350)
Deletion of One-Time Services			
5. Deletion of One-Time Expense Funding Delete one-time Salaries, As-Needed, Overtime General, and expense funding. <i>SAN: (\$200,000) SOT: (\$2,586,076) EX: (\$29,465,721)</i>	(32,251,797)	-	(32,251,797)
6. Deletion of One-time Equipment Funding Delete one-time funding for equipment purchases. <i>EQ: (\$18,512)</i>	(18,512)	-	(18,512)
7. Deletion of Funding for Resolution Authorities Delete funding for 610 resolution authority positions. One additional position was approved during 2022-23. Resolution authorities are reviewed annually and continued only if sufficient funding is available to maintain the current service level. Related costs consist of employee benefits.	(45,456,471)	-	(69,925,417)
<p>Nine positions are continued as regular positions: Clean Water North and South Collection Division (Three positions) Los Angeles International Airport Recycling Program (Two positions) Clean and Green Community Program Support (One position) Data Management Coordinator (One position)</p>			

Program Changes	Direct Cost	Positions	Total Cost
Changes in Salaries, Expense, Equipment, and Special			
Deletion of One-Time Services			
External Affairs Manager (One position)			
Marketing and Public Outreach (One position)			
600 positions are continued:			
Low Impact Development Plan Check Services (Seven positions)			
Measure W – Fund and Operations Support (Four positions)			
Measure W – Safe, Clean Water Program (14 positions)			
Measure W – Safe, Clean Water Program Regional Project (Four positions)			
Hyperion Water Recycling Division (Eight positions)			
San Fernando Valley Groundwater Recharge System (Two positions)			
Water Recycling Expansion (14 positions)			
Hyperion Resiliency (31 positions)			
Clean Water Support Services (Three positions)			
Ocean Assessment and Microbiology Support (Three positions)			
LAWA Landside Access Modernization Program (One position)			
Multi-Family Bulky Item - Phase II (Seven positions)			
Illegal Dumping and Bulky Item Pick-Up (26 Positions)			
Additional Staffing for Collections Program (17 Positions)			
Non-Curbside Recycling Support (One position)			
Residential Organics and Recycling Program (Four positions)			
Comprehensive Plastics Reduction Program (Six positions)			
Citywide Exclusive Franchise System Support (47 positions)			
Regional Storage Facilities (28 Positions)			
Clean Up Green Up (One position)			
Livability Services Division Management (Three positions)			
Climate Action Program Staff (Two positions)			
Biodiversity and Healthy Soils (Two positions)			
Brownfields Program (One position)			
Blackwater Services and Biohazard Disposal (Two positions)			
Livability Services Safety Training (Six positions)			
Hollywood CARE+ (11 positions)			
CARE/CARE+ Program Support and Services (Three positions)			
CARE+ Expansion Second Shift Team (11 positions)			
CARE/CARE+ Administrative Support (19 positions)			
Comprehensive Cleaning and Rapid Engagement Program (244 positions)			
Automated Litter Bins (17 positions)			
Mobile Hygiene Centers (13 positions)			
Illegal Dumping Enforcement and Clean-Up (35 positions)			
CARE Data Analysis Program Support (One position)			
Clean and Green Community Program Support (One position)			
Grants Management (One position)			

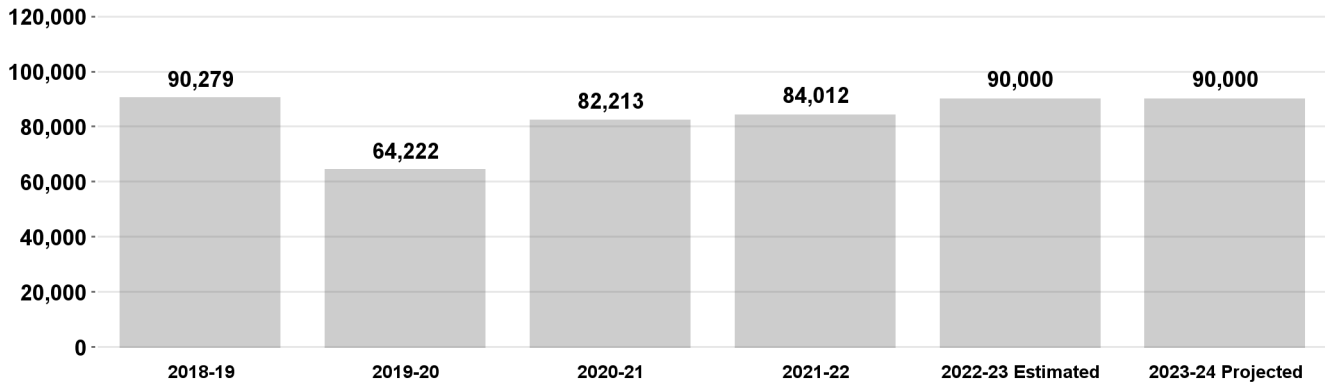
Program Changes	Direct Cost	Positions	Total Cost
Changes in Salaries, Expense, Equipment, and Special			
Deletion of One-Time Services			
One position is not continued: Regional Storage Facilities (One position)			
One position approved during 2022-23 is continued: Marketing and Public Outreach (One position) SG: (\$45,456,471) Related Costs: (\$24,468,946)			
8. Deletion of One-Time Salary Funding	(5,908,555)	-	(5,908,555)
Delete one-time Salaries General funding. SG: (\$5,908,555)			
Continuation of Services			
9. SCM Overtime	7,529,519	-	7,529,519
Add funding in the Salaries General Account to address overtime needs due to a high vacancy rate. Funding is provided by the Sewer Construction and Maintenance Fund.			
Budget, Finance and Innovation Report Item No. 70 The Council modified the Mayor's Proposed Budget by adding funding in the amount of \$7,529,519 in the Overtime General Account and reducing funding in the same amount in the Salaries General Account. SOT: \$7,529,519			
10. Solid Resources Overtime	-	-	(1,394,400)
Transfer funding from the Salaries General Account to the Overtime General Account on a one-time basis to reflect anticipated expenditures. Related costs consist of employee benefits. SG: (\$4,000,000) SOT: \$4,000,000 Related Costs: (\$1,394,400)			
Efficiencies to Services			
11. CRTF Salary Savings Rate Increase	(1,719,301)	-	(2,318,650)
Increase the salary savings rate for the Citywide Recycling Trust Fund from three percent to 11 percent to reflect anticipated hiring plans and attrition. Related costs consist of employee benefits. SG: (\$1,719,301) Related Costs: (\$599,349)			
12. SCM Salary Savings Rate Increase	(7,529,519)	-	(10,154,310)
Increase the salary savings rate for the Sewer Construction and Maintenance Fund from 7.5 percent to 12 percent to reflect anticipated hiring plans and attrition. Related costs consist of employee benefits. SG: (\$7,529,519) Related Costs: (\$2,624,791)			

Program Changes	Direct Cost	Positions	Total Cost
Changes in Salaries, Expense, Equipment, and Special			
Other Changes or Adjustments			
13. Various Position Adjustments Add funding and regular authority for two positions consisting of one Environmental Affairs Officer and one Community Program Assistant III. Delete funding and regular authority for three positions consisting of one Laboratory Technician II, one Office Engineering Technician I, and one Senior Administrative Clerk. Related costs consist of employee benefits. <i>Related Costs: (\$15,433)</i>	-	(1)	(15,433)
14. Funding and Program Realignment Transfer positions and funding between budgetary programs to reflect the Department's current organizational structure. There will be no change to the level of service provided. SG: (\$3,836) <i>Related Costs: (\$1,337)</i>	(3,836)	-	(5,173)
15. Pay Grade Adjustments Upgrade two positions consisting of one Civil Engineering Associate II to one Civil Engineering Associate III and one Environmental Engineering Associate II to one Environmental Engineering Associate III. The incremental salary cost will be absorbed by the Department. Budget, Finance and Innovation Report Item No. 153 The Council modified the Mayor's Proposed Budget by deleting regular authority for one Environmental Engineering Associate II and adding regular authority for one Environmental Engineering Associate III.	-	-	-
TOTAL CHANGES APPLICABLE TO VARIOUS PROGRAMS	(63,984,258)	(1)	

Watershed Protection

This program is the lead division responsible for managing flood control protection and stormwater pollution abatement programs for the City. This is accomplished through development and implementation of projects to comply with public health and stormwater regulatory requirements. This program is charged with this responsibility under the legal mandate of the Federal Clean Water Act. Each county and municipality throughout the nation is issued a National Pollutant Discharge Elimination System (NPDES) Municipal Stormwater Permit, which regulates the treatment and abatement of stormwater discharges from large municipal storm drain systems. The NPDES Permit also enforces Total Maximum Daily Loads (TMDL) requirements, which limit the maximum amount of a pollutant that a water body can receive and still meet water quality standards.

Number of Catch Basins Cleaned



Program Changes	Direct Cost	Positions	Total Cost
Changes in Salaries, Expense, Equipment, and Special			
Apportionment of Changes Applicable to Various Programs	(2,696,364)	-	(4,041,445)
Related costs consist of employee benefits.			
SG: (\$2,306,923) SOT: (\$370,529) EX: (\$400)			
EQ: (\$18,512)			
Related Costs: (\$1,345,081)			
Continuation of Services			
16. Low Impact Development Plan Check Services	1,128,945	-	1,491,087
Continue funding and resolution authority for seven positions consisting of one Civil Engineer, two Civil Engineering Associate IIs, one Environmental Engineering Associate III, and three Environmental Engineering Associate IIs to staff the Low Impact Development service counter. Continue one-time funding in the Overtime General Account to address a backlog of low impact development plan checks. Funding is provided by the Stormwater Pollution Abatement Fund. The Low Impact Development program mitigates stormwater runoff and improves water quality by requiring development and redevelopment projects to use on-site measures to capture, infiltrate, and reuse rainwater when feasible. Funding is provided by the Stormwater Pollution Abatement Fund and partially offset by permit fees. Related costs consist of employee benefits.			
SG: \$728,945 SOT: \$400,000			
Related Costs: \$362,142			

Watershed Protection

Program Changes	Direct Cost	Positions	Total Cost
Changes in Salaries, Expense, Equipment, and Special			
Continuation of Services			
17. Measure W - Fund and Operations Support Continue funding and resolution authority for four positions consisting of one Wastewater Treatment Mechanic, one Management Analyst, one Senior Management Analyst I, and one Wastewater Treatment Electrician II to provide fund management, operations, and maintenance support of stormwater projects. Continue one-time funding in the Overtime General Account. Funding is provided by the Measure W Local Return Fund. Related costs consists of employee benefits. <i>SG: \$456,998 SOT: \$25,000</i> <i>Related Costs: \$221,041</i>	481,998	-	703,039
18. Measure W - Safe, Clean Water Program Continue funding and resolution authority for 14 positions consisting of one Principal Environmental Engineer, two Senior Environmental Engineers, one Environmental Engineer, one Civil Engineering Associate III, two Environmental Engineering Associate IIIs, six Environmental Engineering Associate IIs, and one Environmental Specialist II to support the Measure W-Safe, Clean Water Program. These positions will oversee the development of Enhanced Watershed Management Plans, green infrastructure and special environmental studies, secure grants, and prepare reports required by the County of Los Angeles. Funding is provided by the Measure W Local Return Fund. Related costs consist of employee benefits. <i>SG: \$1,768,789</i> <i>Related Costs: \$832,661</i>	1,768,789	-	2,601,450
19. Measure W - Safe, Clean Water Program Regional Project Continue funding and resolution authority for four positions consisting of three Environmental Engineering Associate IIs and one Environmental Supervisor II to provide support for regional project development and overall coordination for the operations and maintenance of stormwater projects. Funding is provided by the Measure W Local Return Fund. Related costs consists of employee benefits. <i>SG: \$464,854</i> <i>Related Costs: \$223,780</i>	464,854	-	688,634

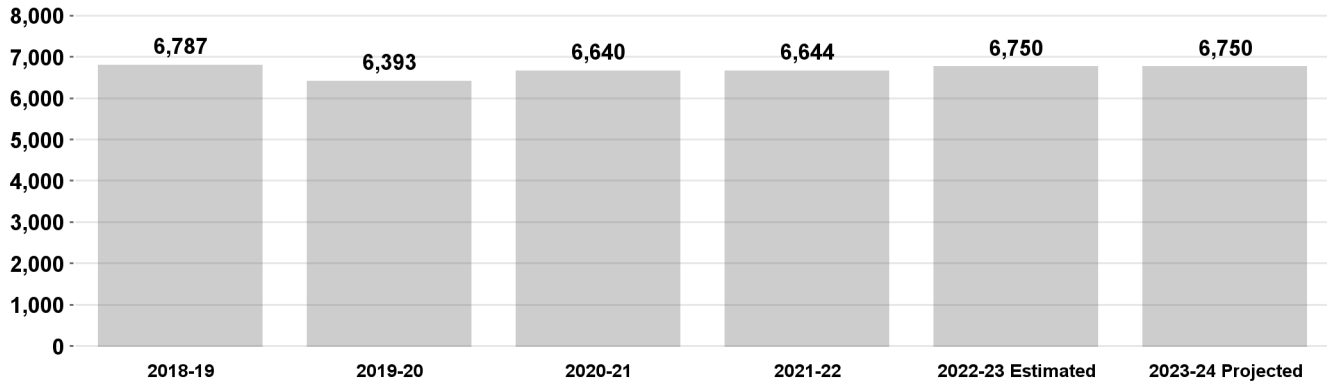
Watershed Protection

Program Changes	Direct Cost	Positions	Total Cost
Changes in Salaries, Expense, Equipment, and Special			
Increased Services			
20. Watershed Protection Administrative Support Add nine-months funding and resolution authority for one Accounting Clerk to support the Watershed Protection Program. Funding is provided by the Stormwater Pollution Abatement Fund. Related costs consist of employee benefits. <i>SG: \$46,780</i> <i>Related Costs: \$31,740</i>	46,780	-	78,520
21. Measure W - Division Operations Support Add nine-months funding and resolution authority for four positions consisting of one Mechanical Helper, one Instrument Mechanic, one Maintenance Laborer, and one Wastewater Treatment Electrician I to perform operations and maintenance on projects. Add one-time funding in the Operating Supplies (\$91,000), Travel (\$10,000), and Field Equipment Expense (\$22,000) accounts to support administration and operations in the Clean Water South Conveyance Division. Funding is provided by the Measure W Local Return Fund. Related costs consist of employee benefits. <i>SG: \$266,947 EX: \$123,000</i> <i>Related Costs: \$154,790</i>	389,947	-	544,737
Other Changes or Adjustments			
22. Regulatory Affairs Management Add funding and regular authority for one Environmental Supervisor I to serve as the technical water lead in the Watershed Protection Program. Delete funding and regular authority for one Senior Water Biologist. Funding is provided by the Sewer Construction and Maintenance Fund. Related costs consist of employee benefits. <i>SG: (\$9,223)</i> <i>Related Costs: (\$3,215)</i>	(9,223)	-	(12,438)
TOTAL Watershed Protection	1,575,726	-	
2022-23 Program Budget	20,959,231	179	
Changes in Salaries, Expense, Equipment, and Special	1,575,726	-	
2023-24 PROGRAM BUDGET	22,534,957	179	

Clean Water

This program is comprised of wastewater collection, conveyance, treatment, and disposal. The City's wastewater system serves over 4 million people with approximately 6,700 miles of pipeline. The Hyperion Water Reclamation Plant and Terminal Island Water Reclamation Plant (TIWRP) process 370 million gallons of flow per day (MGD) providing full secondary treatment. TIWRP performs additional tertiary treatment resulting in Class A biosolids products that are beneficially land-applied at a City-owned Kern County farm. The Donald C. Tillman and Los Angeles-Glendale Reclamation Plants process 75 MGD of wastewater to provide 16 MGD of specially treated reclaimed water used by a number of contract users.

Sewer Miles Cleaned



Program Changes	Direct Cost	Positions	Total Cost
Changes in Salaries, Expense, Equipment, and Special			
Apportionment of Changes Applicable to Various Programs	1,668,092	(1)	(2,186,091)
Related costs consist of employee benefits.			
SG: (\$5,289,826) SOT: \$6,957,918			
Related Costs: (\$3,854,183)			
Continuation of Services			
23. Hyperion Water Recycling Division	1,036,897	-	1,521,823
Continue funding and resolution authority for eight positions consisting of one Principal Environmental Engineer, one Senior Environmental Engineer, two Environmental Engineers, two Environmental Engineering Associate IIIs, and two Environmental Engineering Associate IIs to implement water recycling projects in accordance with the Mayor's Executive Directive No. 5 (Garcetti Series). These positions oversee the planning and construction of water recycling facilities in order to meet a 100 percent recycled water goal by 2035. Funding is provided by the Sewer Construction and Maintenance Fund. Related costs consist of employee benefits.			
SG: \$1,036,897			
Related Costs: \$484,926			

Clean Water

Program Changes	Direct Cost	Positions	Total Cost
Changes in Salaries, Expense, Equipment, and Special			
Continuation of Services			
24. Clean Water North and South Collection Division Continue funding and add regular authority for three positions consisting of one Sanitation Wastewater Manager III, one Sanitation Wastewater Manager II, and one Sanitation Wastewater Manager I to provide oversight of the Clean Water North and Clean Water South Collection Divisions. Funding is provided by the Sewer Construction and Maintenance Fund. Related costs consist of employee benefits. <i>SG: \$504,884</i> <i>Related Costs: \$222,302</i>	504,884	3	727,186
25. San Fernando Valley Groundwater Recharge System Continue funding and resolution authority for two positions consisting of one Sanitation Wastewater Manager II and one Environmental Engineer to support water reclamation projects, including the San Fernando Valley Groundwater Recharge System Advanced Water Purification Facility. Funding is provided by the Sewer Construction and Maintenance Fund. Related costs consist of employee benefits. <i>SG: \$297,481</i> <i>Related Costs: \$134,568</i>	297,481	-	432,049
26. Water Recycling Expansion Continue funding and resolution authority for 14 positions consisting of one Senior Wastewater Treatment Operator, one Senior Environmental Engineer, two Environmental Engineers, one Management Analyst, one Senior Administrative Clerk, one Environmental Engineering Associate III, and seven Environmental Engineering Associate IIs to support water recycling activities within the Clean Water Program. Funding is provided by the Sewer Construction and Maintenance Fund. Related costs consists of employee benefits. <i>SG: \$1,535,085</i> <i>Related Costs: \$751,193</i>	1,535,085	-	2,286,278

Clean Water

Program Changes	Direct Cost	Positions	Total Cost
Changes in Salaries, Expense, Equipment, and Special			
Continuation of Services			
27. Hyperion Resiliency Continue funding and resolution authority for 31 positions consisting of one Senior Environmental Engineer, one Wastewater Treatment Electrician Supervisor, nine Wastewater Treatment Electrician Is, one Wastewater Treatment Mechanic, two Plumbers, eight Wastewater Treatment Operator Is, two Carpenters, two Painters, two Environmental Engineering Associate IIIs, and three Environmental Engineering Associate IIs to improve resiliency at the Hyperion Water Reclamation Plant. Funding is provided by the Sewer Construction and Maintenance Fund. Related costs consists of employee benefits. <i>SG: \$3,271,036</i> <i>Related Costs: \$1,618,706</i>	3,271,036	-	4,889,742
28. Clean Water Support Services Continue funding and resolution authority for three positions consisting of one Environmental Engineer, one Wastewater Treatment Operator II, and one Wastewater Treatment Operator III to support the Clean Water Program. Funding is provided by the Sewer Construction and Maintenance Fund. Related costs consist of employee benefits. <i>SG: \$337,195</i> <i>Related Costs: \$163,845</i>	337,195	-	501,040
29. Ocean Assessment and Microbiology Support Add funding and continue resolution authority for three positions consisting of two Water Biologist IIs and one Water Microbiologist II to support operations and perform special studies within the Ocean Assessment and Microbiology units. Funding is provided by the Sewer Construction and Maintenance Fund. Related costs consist of employee benefits. <i>SG: \$281,324</i> <i>Related Costs: \$144,369</i>	281,324	-	425,693
30. Clean Water Expenses Add funding in the Contractual Services (\$18,190) and Leasing (\$46,675) accounts for Media Center cost increases. Funding is provided by the Stormwater Pollution Abatement Fund. <i>EX: \$64,865</i>	64,865	-	64,865

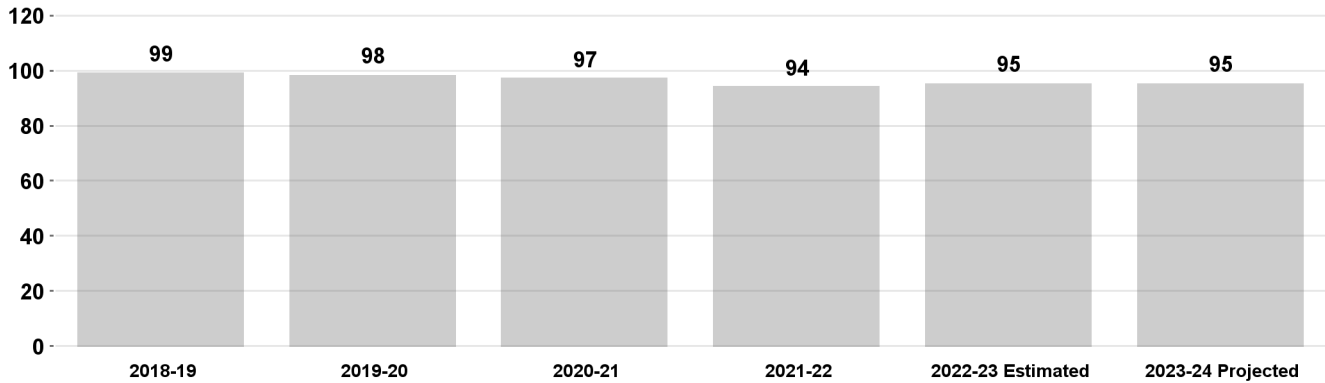
Clean Water

Program Changes	Direct Cost	Positions	Total Cost
Changes in Salaries, Expense, Equipment, and Special			
Continuation of Services			
31. LAWA Landside Access Modernization Program	132,555	-	194,197
<p>Continue funding and resolution authority for one Environmental Engineer to support the Los Angeles World Airports (LAWA) Landside Access Modernization Program (LAMP). This position reviews, approves, and issues environmental permits for new facilities and improvements that require connection to the City's sewer system. In addition, this position ensures that LAMP projects comply with the City's Zero Waste Policy and provides technical support and services to LAWA. Funding is provided by the Sewer Construction and Maintenance Fund. This position is partially reimbursed by LAWA. Related costs consist of employee benefits.</p> <p><i>SG: \$132,555</i></p> <p><i>Related Costs: \$61,642</i></p>			
TOTAL Clean Water	9,129,414	2	
2022-23 Program Budget	137,660,673	1,307	
Changes in Salaries, Expense, Equipment, and Special	9,129,414	2	
2023-24 PROGRAM BUDGET	146,790,087	1,309	

Solid Resources

This program includes the collection, recycling, and disposal of solid waste, green waste, and other solid resources materials for single-family residences and small apartment complexes Citywide, and manages contracted recycling, solids, and green waste collection programs for apartments and commercial and industrial businesses. The program also provides for the proper recycling and disposal of household hazardous waste via Solvent, Automotives, Flammables, and Electronics (SAFE) Centers, bulky item pick-ups, and conducts the necessary planning and development of long-term alternatives to landfill disposal and for clean fuel programs related to solid waste.

Citywide Bulky Item Pick-up Rate (percentage)



Program Changes	Direct Cost	Positions	Total Cost
Changes in Salaries, Expense, Equipment, and Special			
Apportionment of Changes Applicable to Various Programs	(5,765,748)	(5)	(11,100,961)
Related costs consist of employee benefits.			
SG: (\$7,719,761) SOT: \$4,014,013 EX: (\$2,060,000)			
Related Costs: (\$5,335,213)			
Continuation of Services			
32. Multi-Family Bulky Item - Phase II	525,213	-	816,334
Continue funding and resolution authority for seven positions consisting of five Refuse Collection Truck Operator IIs and two Communications Information Representative IIs to support the bulky item pickup program for approximately 140,000 multifamily residences of five or more units. Funding is provided by the Multi-Family Bulky Item Fee Fund. Related costs consist of employee benefits.			
SG: \$525,213			
Related Costs: \$291,121			
33. Illegal Dumping and Bulky Item Pick-Up	2,103,230	-	3,237,674
Continue funding and resolution authority for 26 positions consisting of one Refuse Collection Supervisor and 25 Refuse Collection Truck Operator IIs to support the Multi-Family Bulky Item collection program and service unreported bulky items from high density multi-family pockets within the City. Funding is provided by the Multi-Family Bulky Item Fee Fund. Related costs consist of employee benefits.			
SG: \$2,103,230			
Related Costs: \$1,134,444			

Solid Resources

Program Changes	Direct Cost	Positions	Total Cost
Changes in Salaries, Expense, Equipment, and Special			
Continuation of Services			
34. Additional Staffing for Collections Program Continue funding and resolution authority for 17 Maintenance Laborers to support the solid waste collections program. Funding is provided by the Solid Waste Resources Revenue Fund. Related costs consist of employee benefits. <i>SG: \$1,008,380</i> <i>Related Costs: \$613,881</i>	1,008,380	-	1,622,261
35. Non-Curbside Recycling Support Continue funding and resolution authority for one Environmental Engineering Associate II to manage the Used Oil Program. This program ensures compliance with state requirements and used oil grants and inspects, monitors, and provides technical assistance to over 200 state-certified used oil collection centers. Funding is provided by the Used Oil Collection Trust Fund. Related costs consist of employee benefits. <i>SG: \$108,334</i> <i>Related Costs: \$53,198</i>	108,334	-	161,532
36. Residential Organics and Recycling Program Continue funding and resolution authority for four positions consisting of one Senior Environmental Engineer and three Environmental Engineering Associate IIs to support the Residential Organics and Recycling Program. These positions lead the effort to develop and implement a plan to achieve zero waste. Funding is provided by the Citywide Recycling Trust Fund (\$325,003) and Solid Waste Resources Revenue Fund (\$158,402). Related costs consist of employee benefits. <i>SG: \$483,405</i> <i>Related Costs: \$230,247</i>	483,405	-	713,652
37. Comprehensive Plastics Reduction Program Continue funding and resolution authority for six positions consisting of one Environmental Affairs Officer, one Principal Public Relations Representative, three Environmental Specialist IIs, and one Environmental Supervisor II to support the Comprehensive Plastics Reduction Program. Continue one-time funding in the Contractual Services Account for single-use plastic reduction activities. Related costs consist of employee benefits. <i>SG: \$606,189 EX: \$1,500,000</i> <i>Related Costs: \$303,916</i>	2,106,189	-	2,410,105

Solid Resources

Program Changes	Direct Cost	Positions	Total Cost
Changes in Salaries, Expense, Equipment, and Special			
Continuation of Services			
38. Citywide Exclusive Franchise System Support Continue funding and resolution authority for 47 positions consisting of two Senior Environmental Compliance Inspectors, 14 Environmental Compliance Inspectors, 16 Communications Information Representative IIs, 11 Management Analysts, two Administrative Clerks, and two Senior Management Analyst Is for the administration of the City's Exclusive Franchise System for Commercial and Multi-Family Solid Waste Collection (also known as recycLA). Continue one-time funding in the Contractual Services Account for waste characterization studies to ensure that franchise haulers are meeting waste diversion goals as set forth in the Franchise Agreements. Funding is provided by the Citywide Recycling Trust Fund. Related costs consist of employee benefits. <i>SG: \$4,077,938 EX: \$500,000</i> <i>Related Costs: \$2,146,917</i>	4,577,938	-	6,724,855
39. Los Angeles International Airport Recycling Program Continue funding and add regular authority for two Refuse Collection Truck Operators IIs to provide recyclables collections services to the Los Angeles International Airport. Front-funding is provided by the Solid Waste Resources Revenue Fund and all costs will be reimbursed by the Department of Airports. Related costs consist of employee benefits. <i>SG: \$159,582</i> <i>Related Costs: \$86,497</i>	159,582	2	246,079
Increased Services			
40. CLARTS Administrative Support Add nine-months funding and resolution authority for two Administrative Clerks to provide administrative and operations support at the Central Los Angeles Recycling and Transfer Station. Funding is provided by the Central Recycling Transfer Station Fund. Related costs consist of employee benefits. <i>SG: \$74,905</i> <i>Related Costs: \$56,978</i>	74,905	-	131,883
41. Solid Resources Program Support Add funding in the Overtime General Account to address increased overtime needs. Add one-time funding in the Contractual Services Account to obtain rental vehicles for the Multi-Family Bulky Item Expansion Program. Funding is provided by the Solid Waste Resources Revenue Fund (\$6,500,000) and the Multi-Family Bulky Item Revenue Fund (\$2,000,000). <i>SOT: \$6,500,000 EX: \$2,000,000</i>	8,500,000	-	8,500,000

Solid Resources

Program Changes	Direct Cost	Positions	Total Cost
Changes in Salaries, Expense, Equipment, and Special			
Increased Services			
42. Waste Diversion Programs Supervision Add nine-months funding and resolution authority for two positions consisting of one Environmental Engineering Associate II and one Environmental Specialist I, subject to pay grade determination by the Office of the City Administrative Officer, Employee Relations Division, to supervise e-waste, used oil, and other non-curb-side recycling programs and support AB 939 compliance reporting. Add funding and regular authority for one Environmental Engineering Associate III to supervise construction and demolition recycling programs. Delete funding and regular authority for one Environmental Specialist III. Funding is provided by the Household Hazardous Waste Fund (\$81,251) and Los Angeles Regional Agency Fund (\$61,170). Related costs consist of employee benefits. <i>SG: \$142,421</i> <i>Related Costs: \$80,514</i>	142,421	-	222,935
43. Recycling and Waste Reduction Ambassadors Add nine-months funding and resolution authority for 10 Refuse Collection Truck Operator IIs to serve as Ambassadors to conduct waste evaluations and educate the public on the proper use of bins. Funding is provided by the Solid Waste Resources Revenue Fund. Related costs consist of employee benefits. <i>SG: \$598,432</i> <i>Related Costs: \$362,943</i>	598,432	-	961,375
44. Budget, Finance and Innovation Report Item No. 69a The Council modified the Mayor's Proposed Budget by adding nine-months funding and resolution authority for two Management Analysts to support solid waste billing reconciliation. Funding is provided by the Solid Waste Resources Revenue Fund. Related costs consist of employee benefits. <i>SG: \$154,645</i> <i>Related Costs: \$65,028</i>	154,645	-	219,673

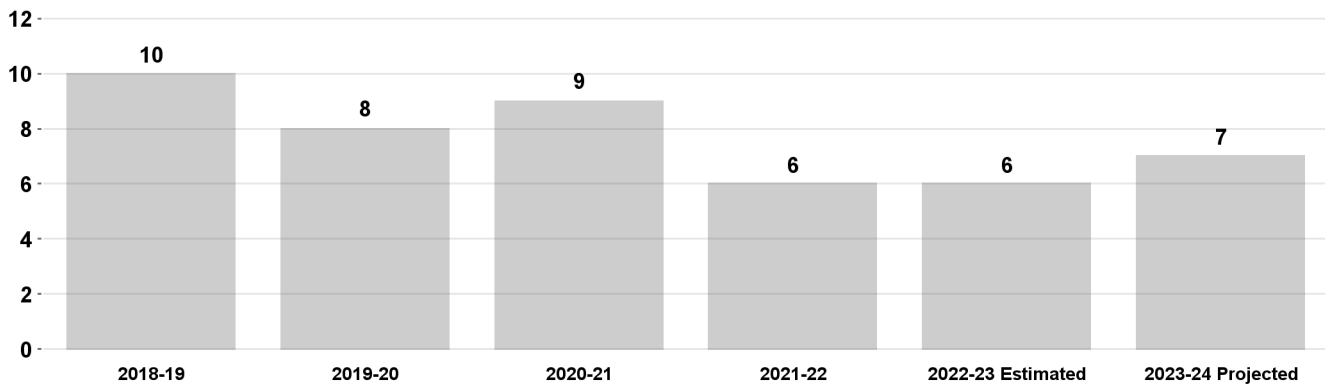
Solid Resources

Program Changes	Direct Cost	Positions	Total Cost
Changes in Salaries, Expense, Equipment, and Special			
New Services			
45. Refuse Collection Truck Operator Academy Add nine-months funding and resolution authority for seven positions consisting of one Refuse Collection Supervisor, five Refuse Collection Field Instructors, and one Administrative Clerk to implement a Refuse Collection Truck Operator (RCTO) Academy. This program will provide training and create a career path for Maintenance Laborers to become RCTOs. Partial funding is provided by the Solid Waste Resources Revenue Fund (\$355,055) and Multi-Family Bulky Item Fee Fund (\$37,453). Related costs consist of employee benefits. SG: \$460,232 Related Costs: \$268,468	460,232	-	728,700
TOTAL Solid Resources	15,237,158	(3)	
2022-23 Program Budget	142,130,703	1,402	
Changes in Salaries, Expense, Equipment, and Special	15,237,158	(3)	
2023-24 PROGRAM BUDGET	157,367,861	1,399	

Environmental Quality

This program addresses emerging and existing environmental quality activities and includes the Department's Climate Change, Clean Streets Initiative, Clean Up Green Up, and Citywide Comprehensive Cleaning and Rapid Engagement (CARE/CARE+) programs. The General Fund is the major funding source for this program as this work has general Citywide benefits and is not an eligible expenditure for the Department's various special funds.

Average Number of Days to Close Out a Service Request



Program Changes	Direct Cost	Positions	Total Cost
Changes in Salaries, Expense, Equipment, and Special			
Apportionment of Changes Applicable to Various Programs	(56,399,494)	4	(71,496,992)
Related costs consist of employee benefits.			
SG: (\$27,039,147) SAN: (\$200,000) SOT: (\$2,149,491)			
EX: (\$27,010,856)			
Related Costs: (\$15,097,498)			
Continuation of Services			
46. Regional Storage Facilities	3,631,065	-	4,830,935
Continue funding and resolution authority for 28 positions consisting of one Chief Environmental Compliance Inspector I, two Senior Environmental Compliance Inspectors, 11 Environmental Compliance Inspectors, 11 Maintenance Laborers, and three Administrative Clerks to support regional storage facilities at three Hubs (Lopez Canyon, Central Los Angeles Recycling and Transfer Station, and Jefferson Yard) which are served by multiple satellite facilities. One Senior Environmental Compliance Inspector is not continued.			
Continue one-time funding in the Overtime General (\$50,000), Contractual Services (\$278,000), Field Equipment Expense (\$200,000), Uniforms (\$46,000), Office and Administrative (\$63,694), and Operating Supplies (\$791,000) accounts.			
Related costs consist of employee benefits.			
SG: \$2,202,371 SOT: \$50,000 EX: \$1,378,694			
Related Costs: \$1,199,870			

Environmental Quality

Program Changes	Direct Cost	Positions	Total Cost
Changes in Salaries, Expense, Equipment, and Special			
Continuation of Services			
47. Clean Up Green Up Program Continue funding and resolution authority for one Environmental Affairs Officer to support the Clean Up Green Up Program. This position will educate businesses and provide assistance to implement business practices that aim to reduce energy, water, and toxin use and increase the amount of waste diverted from landfills. Related costs consist of employee benefits. <i>SG: \$148,973</i> <i>Related Costs: \$67,365</i>	148,973	-	216,338
48. Livability Services Division Management Continue funding and resolution authority for three positions consisting of one Sanitation Solid Resources Manager II, one Sanitation Solid Resources Manager I, and one Wastewater Collection Supervisor to serve as the management team for the Livability Services Division. Related costs consist of employee benefits. <i>SG: \$472,252</i> <i>Related Costs: \$210,926</i>	472,252	-	683,178
49. Climate Action Program Continue funding and resolution authority for two positions consisting of one Environmental Supervisor I and one Environmental Specialist II to lead the preparation of annual municipal and community-wide greenhouse gas inventories, maintain a criteria air pollutant inventory, and support the development of a climate budgeting pilot. Related cost consist of employee benefits. <i>SG: \$194,223</i> <i>Related Costs: \$98,572</i>	194,223	-	292,795
50. Biodiversity and Healthy Soils Continue funding and resolution authority for two positions consisting of one Environmental Specialist I and one Environmental Supervisor I to support biodiversity and healthy soils work. Related costs consist of employee benefits. <i>SG: \$194,223</i> <i>Related Costs: \$98,572</i>	194,223	-	292,795
51. Brownfields Program Continue funding and resolution authority for one Environmental Specialist II to provide technical support for the Citywide Brownfields Program. Related costs consist of employee benefits. <i>SG: \$76,451</i> <i>Related Costs: \$42,084</i>	76,451	-	118,535

Environmental Quality

Program Changes	Direct Cost	Positions	Total Cost
Changes in Salaries, Expense, Equipment, and Special			
Continuation of Services			
52. Blackwater Services and Biohazard Disposal Continue funding and resolution authority for two Administrative Clerks to support recreational vehicle septic disposal operations. Related costs consist of employee benefits <i>SG: \$98,844</i> <i>Related Costs: \$65,323</i>	98,844	-	164,167
53. Livability Services Safety Training Continue funding and resolution authority for six positions consisting of one Safety Engineer, three Refuse Crew Field Instructors, and two Safety Engineering Associate IIs to establish safety procedures and practices for CARE/CARE+ teams. Related costs consist of employee benefits. <i>SG: \$546,537</i> <i>Related Costs: \$283,121</i>	546,537	-	829,658
54. Hollywood CARE+ Continue funding and resolution authority for 11 positions consisting of one Refuse Collection Supervisor, one Senior Environmental Compliance Inspector, two Environmental Compliance Inspectors, three Refuse Collection Truck Operator IIs, and four Maintenance Laborers for one CARE+ Team to service three Council Districts in the Hollywood area. Continue one-time funding in the Contractual Services (\$189,500), Field Equipment Expense (\$27,000), Uniforms (\$1,300), Office and Administrative (\$600), and Operating Supplies (\$20,100) accounts. Related costs consist of employee benefits. <i>SG: \$882,194 EX: \$238,500</i> <i>Related Costs: \$477,296</i>	1,120,694	-	1,597,990
55. CARE/CARE+ Program Support and Services Continue funding and resolution authority for three positions consisting of one Senior Management Analyst I, one Service Coordinator, and one Management Analyst to provide program support for the CARE/CARE+ teams. Continue one-time funding in the Contractual Services Account for hazardous waste removal (\$3,401,000) and vehicle rental services (\$1,518,000) to support the CARE teams' comprehensive cleaning program. Related costs consist of employee benefits. <i>SG: \$340,902 EX: \$4,919,000</i> <i>Related Costs: \$165,137</i>	5,259,902	-	5,425,039

Environmental Quality

Program Changes	Direct Cost	Positions	Total Cost
Changes in Salaries, Expense, Equipment, and Special			
Continuation of Services			
56. CARE+ Expansion Second Shift Team Continue funding and resolution authority for 11 positions consisting of one Refuse Collection Supervisor, one Senior Environmental Compliance Inspector, two Environmental Compliance Inspectors, three Refuse Collection Truck Operator IIs, and four Maintenance Laborers for a CARE+ team on a second shift. Related costs consist of employee benefits. <i>SG: \$882,194</i> <i>Related Costs: \$477,296</i>	882,194	-	1,359,490
57. CARE/CARE+ Administrative Support Continue funding and resolution authority for 19 positions consisting of five Administrative Clerks, three Senior Administrative Clerks, one Accounting Clerk, one Senior Communications Operator I, seven Management Analysts, one Senior Management Analyst I, and one Senior Management Analyst II to provide administrative support for the CARE/ CARE+ teams. Continue one-time funding in the Office and Administrative Account. Related costs consist of employee benefits. <i>SG: \$1,622,999 EX: \$1,735</i> <i>Related Costs: \$859,004</i>	1,624,734	-	2,483,738
58. Comprehensive Cleaning and Rapid Engagement Program Continue funding and resolution authority for 244 positions consisting of 66 Environmental Compliance Inspectors, 13 Senior Environmental Compliance Inspectors, three Chief Environmental Compliance Inspectors Is, one Chief Environmental Compliance Inspector II, one Sanitation Wastewater Manager I, 79 Maintenance Laborers, 65 Refuse Collection Truck Operator IIs, nine Refuse Collection Supervisors, three Solid Resources Superintendents, one Sanitation Solid Resources Manager I, one Public Relations Specialist II, one Senior Management Analyst I, and one Senior Management Analyst II. These positions will staff 22 CARE+ and 5 CARE teams. Continue one-time funding in the Salaries, As-Needed (\$200,000), Overtime General (\$2,011,770), Contractual Services (\$9,437,807), Field Equipment Expense (\$2,518,251), Uniforms (\$154,550), Office and Administrative (\$93,446), and Operating Supplies (\$2,530,937) accounts for hazardous waste removal and disposal, vehicle rentals, equipment and staff supplies. Related costs consist of employee benefits. <i>SG: \$20,143,232 SAN: \$200,000 SOT: \$2,011,770</i> <i>EX: \$14,734,991</i> <i>Related Costs: \$10,787,575</i>	37,089,993	-	47,877,568

Environmental Quality

Program Changes	Direct Cost	Positions	Total Cost
Changes in Salaries, Expense, Equipment, and Special			
Continuation of Services			
59. Automated Litter Bins Continue funding and resolution authority for 17 positions consisting of one Refuse Collection Supervisor and 16 Maintenance Laborers to increase deployment and collection of automated litter bins. Continue one-time funding in the Contractual Services (\$453,600) and Field Equipment Expense (\$132,516) accounts for vehicle rental services and equipment expenses. Related costs consist of employee benefits. <i>SG: \$1,046,610 EX: \$586,116</i> <i>Related Costs: \$627,208</i>	1,632,726	-	2,259,934
60. Mobile Hygiene Centers Continue funding and resolution authority for 13 Maintenance Laborers to support the Mobile Hygiene Center program associated with CARE+ teams. Continue one-time funding in the Contractual Services (\$4,895,000), Overtime General (\$87,721), Operating Supplies (\$57,493), Water and Electricity (\$98,000), and Uniforms (\$5,967) accounts for community-based organization services, tow vehicle rental, and program expenses. Related costs consist of employee benefits. <i>SG: \$763,164 SOT: \$87,721 EX: \$5,056,460</i> <i>Related Costs: \$466,667</i>	5,907,345	-	6,374,012
61. Illegal Dumping Enforcement and Clean-Up Continue funding and resolution authority for 35 positions consisting of one Sanitation Solid Resources Manager I, one Solid Resources Superintendent, one Senior Environmental Compliance Inspector, nine Refuse Collection Truck Operator IIs, 10 Environmental Compliance Inspectors, nine Maintenance Laborers, two Administrative Clerks, one Service Coordinator, and one Geographic Information Systems Specialist to investigate and enforce against illegal dumping. Related costs consist of employee benefits. <i>SG: \$2,908,178</i> <i>Related Costs: \$1,553,946</i>	2,908,178	-	4,462,124
62. Livability Services Support Add one-time funding in the Operating Supplies (\$685,000) and Contractual Services (\$5,136,000) accounts to support increased tip fee, rental vehicle, and hazardous waste disposal costs and services for Livability Services programs. <i>EX: \$5,821,000</i>	5,821,000	-	5,821,000

Environmental Quality

Program Changes	Direct Cost	Positions	Total Cost
Changes in Salaries, Expense, Equipment, and Special			
Increased Services			
63. CARE Information Services Oversight Add nine-months funding and resolution authority for one Geographic Information Systems Supervisor I to oversee the CARE Program's digital data collection, service tracking, and reporting and other Livability Services data programs. Related costs consist of employee benefits . SG: \$89,609 Related Costs: \$46,671	89,609	-	136,280
64. Budget, Finance and Innovation Report Item No. 68a & b The Council modified the Mayor's Proposed Budget by adding nine-months funding and resolution authority for nine positions consisting of two Environmental Compliance Inspectors, three Refuse Collection Truck Operator IIs, and four Maintenance Laborers for one CARE+ Team to service the coastal area, including Venice, Pacific Palisades, Playa del Rey, and Playa Vista. Add one-time funding in the Contractual Services (\$54,758), Field Equipment Expense (\$6,645), Uniforms (\$173), Office and Administrative (\$855), and Operating Supplies (\$13,200) accounts. Related costs consist of employee benefits. SG: \$697,197 EX: \$75,631 Related Costs: \$370,365	772,828	-	1,143,193
TOTAL Environmental Quality	12,072,277	4	
2022-23 Program Budget	69,493,546	109	
Changes in Salaries, Expense, Equipment, and Special	12,072,277	4	
2023-24 PROGRAM BUDGET	81,565,823	113	

Technology Support

This program provides information technology and the technical management and support for all the automated systems. Systems are used in the stormwater, wastewater treatment and conveyance, solid resources programs, and for financial and administration support. Information technology includes management of over 2,200 personal computers, three data centers, and complex networks. The program includes management of over 60 applications ranging from Geographic Information Systems (GIS) and work order systems, service request systems used by the call center, industrial process control systems, and environmental and regulatory compliance systems.

Program Changes	Direct Cost	Positions	Total Cost
Changes in Salaries, Expense, Equipment, and Special			
Apportionment of Changes Applicable to Various Programs Related costs consist of employee benefits. <i>SG: (\$149,878) SOT: \$266,092 EX: (\$394,465)</i> <i>Related Costs: (\$87,662)</i>	(278,251)	-	(365,913)
Continuation of Services			
65. Watershed Protection Technology Support Continue one-time funding in the Contractual Services (\$27,500) and Office and Administrative (\$92,055) accounts for technical support and equipment. Funding is provided by the Stormwater Pollution Abatement Fund (\$27,500) and the Measure W Local Return Fund (\$92,055). <i>EX: \$119,555</i>	119,555	-	119,555
66. CARE Data Analysis Program Support Continue funding and resolution authority for one Senior Systems Analyst I to provide data analysis in support of the CARE program. Continue one-time funding in the Contractual Services Account for CARE program service tracking and documentation systems. Related costs consist of employee benefits. <i>SG: \$122,731 EX: \$250,000</i> <i>Related Costs: \$58,217</i>	372,731	-	430,948

Technology Support

Program Changes	Direct Cost	Positions	Total Cost
Changes in Salaries, Expense, Equipment, and Special			
Increased Services			
67. Watershed Program Technology Support Enhancement Add one-time funding in the Office and Administrative (\$37,600) and Operating Supplies (\$14,820) accounts to support Watershed Program technology needs. Funding is provided by the Stormwater Pollution Abatement Fund. <i>EX: \$52,420</i>	52,420	-	52,420
68. Cybersecurity and Systems Enhancement Add nine-months funding and resolution authority for three positions consisting of two Systems Programmer Is and one Programmer/Analyst I, subject to pay grade determination by the Office of the City Administrative Officer, Employee Relations Division, to develop, maintain, and enhance various software applications including cybersecurity measures. Add one-time funding in the Office and Administrative Account for computer equipment. Partial funding is provided by the Citywide Recycling Trust Fund (\$17,186), Sewer Construction and Maintenance Fund (\$112,186), Solid Waste Resources Revenue Fund (\$108,847), and Stormwater Pollution Abatement Fund (\$12,912). Related costs consist of employee benefits. <i>SG: \$269,251 EX: \$10,239</i> <i>Related Costs: \$145,561</i>	279,490	-	425,051
69. Solid Resources Program Technology Support Add nine-months funding and resolution authority for one Programmer/Analyst I, subject to pay grade determination by the Office of the City Administrative Officer, Employee Relations Division, to update systems to support Senate Bill 1383 mandated activities. Funding is provided by the Solid Waste Resources Revenue Fund. Related costs consist of employee benefits. <i>SG: \$63,161</i> <i>Related Costs: \$37,451</i>	63,161	-	100,612
New Services			
70. RCTO Academy Support Add one-time funding in the Office and Administrative Account to provide technology and software for Refuse Collection Truck Operator training. Funding is provided by the Solid Waste Resources Revenue Fund. <i>EX: \$117,325</i>	117,325	-	117,325

Technology Support

Program Changes	Direct Cost	Positions	Total Cost
Changes in Salaries, Expense, Equipment, and Special			
Other Changes or Adjustments			
71. Clean Water Systems Support	-	-	-
Add funding and regular authority for one Systems Analyst to support the Clean Water systems group. Delete funding and regular authority for one Delivery Driver I. The salary cost difference will be absorbed by the Department.			
TOTAL Technology Support	726,431	-	
2022-23 Program Budget	12,302,228	70	
Changes in Salaries, Expense, Equipment, and Special	726,431	-	
2023-24 PROGRAM BUDGET	13,028,659	70	

General Administration and Support

This program provides for management and administrative support functions, including Department and division administration, planning, and administrative services. It is comprised of two divisions - Administration and Financial Management. The Administration Division is responsible for providing support for all divisions at worksites and centralized services in these areas: purchasing, payroll, personnel, and specific centralized expenses. The Financial Management Division provides services related to tracking and reporting of expenditures to various regulatory agencies for Sanitation's annual operating budget.

Program Changes	Direct Cost	Positions	Total Cost
Changes in Salaries, Expense, Equipment, and Special			
Apportionment of Changes Applicable to Various Programs Related costs consist of employee benefits. SG: (\$737,933) SOT: \$225,440 Related Costs: (\$375,896)	(512,493)	1	(888,389)
Continuation of Services			
72. Clean and Green Community Program Support Continue funding and add regular authority for one Project Assistant to support the Clean and Green Community Program by planning and organizing environmental programs to improve local quality of life. Continue funding and resolution authority for one Community Affairs Advocate to develop and implement community engagement strategies. Partial funding is provided by the Sewer Construction and Maintenance Fund (\$86,053), Solid Waste Resources Revenue Fund (\$83,636), Citywide Recycling Trust Fund (\$13,206), and Stormwater Pollution Abatement Fund (\$9,882). Related costs consist of employee benefits. SG: \$214,560 Related Costs: \$105,662	214,560	1	320,222
73. Data Management Coordinator Continue funding and add regular authority for one Senior Management Analyst II to serve as the data management coordinator. Partial funding is provided by the Citywide Recycling Trust Fund (\$10,219), Sewer Construction and Maintenance Fund (\$66,591), Solid Waste Resources Revenue Fund (\$64,721), and Stormwater Pollution Abatement Fund (\$7,647). Related costs consist of employee benefits. SG: \$166,034 Related Costs: \$73,313	166,034	1	239,347

General Administration and Support

Program Changes	Direct Cost	Positions	Total Cost
Changes in Salaries, Expense, Equipment, and Special			
Continuation of Services			
74. External Affairs Manager Continue funding and add regular authority for one Assistant Director Bureau of Sanitation to oversee external affairs activities. Partial funding is provided by the Citywide Recycling Trust Fund (\$15,545), Sewer Construction and Maintenance Fund (\$101,299), Solid Waste Resources Revenue Fund (\$98,454), and Stormwater Pollution Abatement Fund (\$11,632). Related costs consist of employee benefits. <i>SG: \$252,572</i> <i>Related Costs: \$108,546</i>	252,572	1	361,118
75. Marketing and Public Outreach Continue funding and add regular authority for one Marketing Manager to develop, maintain, and implement marketing and outreach efforts. Add funding and continue resolution authority for one Public Information Director I, subject to pay grade determination by the Office of the City Administrative Officer, Employee Relations Division, to manage public relations and outreach activities for the Bureau's programs. The Public Information Director I was approved during 2022-23 (C.F. 22-0962). Partial funding is provided by the Citywide Recycling Trust Fund (\$145,487), Sewer Construction and Maintenance Fund (\$65,757), Solid Waste Resources Revenue Fund (\$63,910), and Stormwater Pollution Abatement Fund (\$7,551). Related costs consist of employee benefits. <i>SG: \$299,350</i> <i>Related Costs: \$138,508</i>	299,350	1	437,858
76. Grants Management Continue funding and resolution authority for one Environmental Engineer to manage, research, and apply for grants. Partial funding is provided by the Sewer Construction and Maintenance Fund (\$34,464). Related costs consist of employee benefits. <i>SG: \$136,266</i> <i>Related Costs: \$65,388</i>	136,266	-	201,654

General Administration and Support

Program Changes	Direct Cost	Positions	Total Cost
Changes in Salaries, Expense, Equipment, and Special			
Transfer of Services			
77. Mobile Worker Program	97,200	-	97,200
<p>Transfer funding from the Information Technology Agency to the Office and Administrative Account for mobile phone usage costs. The Department has fully transitioned from traditional desk phones, which were funded by the Information Technology Agency, to mobile phones through the Mobile Worker Program and will pay for departmental mobile phone costs on an ongoing basis. See related Bureau of Engineering, Bureau of Street Lighting, Cannabis Regulation, City Attorney, Community Investment for Families, Housing, Information Technology, Neighborhood Empowerment, Personnel, and Transportation items.</p> <p><i>EX: \$97,200</i></p>			
TOTAL General Administration and Support	653,489	5	
2022-23 Program Budget	10,545,644	89	
Changes in Salaries, Expense, Equipment, and Special	653,489	5	
2023-24 PROGRAM BUDGET	11,199,133	94	

**BUREAU OF SANITATION
DETAIL OF CONTRACTUAL SERVICES ACCOUNT**

2021-22 Actual Expenditures	2022-23 Adopted Budget	2022-23 Estimated Expenditures	Program/Code/Description	2023-24 Contract Amount
Watershed Protection - BE8201				
Administrative Division				
\$ 13,599	\$ 8,600	\$ 10,000	1. Telephones.....	\$ 8,600
-	3,000	-	2. Rental pagers.....	3,000
-	3,900	4,000	3. Cell phone services.....	3,900
74,708	53,922	75,000	4. Media Center utility and janitorial costs.....	53,922
<u>\$ 88,307</u>	<u>\$ 69,422</u>	<u>\$ 89,000</u>	Administrative Division Total	<u>\$ 69,422</u>
Environmental Monitoring Division				
\$ -	\$ 160,631	\$ 25,000	5. Laboratory analysis.....	\$ 160,631
<u>\$ -</u>	<u>\$ 160,631</u>	<u>\$ 25,000</u>	Environmental Monitoring Division Total	<u>\$ 160,631</u>
Financial Management Division				
\$ 1,500	\$ 2,000	\$ 2,000	6. Los Angeles County tax roll database.....	\$ 2,000
<u>\$ 1,500</u>	<u>\$ 2,000</u>	<u>\$ 2,000</u>	Financial Management Division Total	<u>\$ 2,000</u>
Clean Water North Conveyance Division				
\$ 42,156	\$ 75,000	\$ 50,000	7. Green infrastructure maintenance services - Echo Park.....	\$ 75,000
-	100,000	65,000	8. Green infrastructure maintenance services - Machado Lake.....	100,000
-	125,000	94,000	9. Green infrastructure maintenance services - South Los Angeles.....	125,000
9,920	12,000	10,000	10. Emergency tree removal and fencing.....	12,000
<u>\$ 52,076</u>	<u>\$ 312,000</u>	<u>\$ 219,000</u>	Clean Water North Conveyance Division Total	<u>\$ 312,000</u>
Watershed Protection Division				
\$ 159,313	\$ 22,000	\$ 160,000	11. Equipment lease and maintenance.....	\$ 22,000
22,073	17,160	22,000	12. Wireless services.....	17,160
<u>\$ 181,386</u>	<u>\$ 39,160</u>	<u>\$ 182,000</u>	Watershed Protection Division Total	<u>\$ 39,160</u>
<u>\$ 323,269</u>	<u>\$ 583,213</u>	<u>\$ 517,000</u>	Watershed Protection Total	<u>\$ 583,213</u>
Clean Water Program - BF8202				
Administration Division				
\$ -	\$ -	\$ -	13. Media Center utility and janitorial	18,190
<u>\$ -</u>	<u>\$ -</u>	<u>\$ -</u>	Administration Division Total	<u>\$ 18,190</u>
<u>\$ -</u>	<u>\$ -</u>	<u>\$ -</u>	Clean Water Total	<u>\$ 18,190</u>
Solid Resources Program - BH8203				
Administration Division				
\$ -	\$ 8,802	\$ 1,000	14. Rental pagers.....	\$ 8,802
-	1,500	2,000	15. Telephones.....	1,500
<u>\$ -</u>	<u>\$ 10,302</u>	<u>\$ 3,000</u>	Administration Division Total	<u>\$ 10,302</u>

**BUREAU OF SANITATION
DETAIL OF CONTRACTUAL SERVICES ACCOUNT**

2021-22 Actual Expenditures	2022-23 Adopted Budget	2022-23 Estimated Expenditures	Program/Code/Description	2023-24 Contract Amount
Solid Resources Support Services Division				
\$ -	\$ 3,300	\$ 3,000	16. Ice making machines rental.....	\$ 3,300
2,337	16,000	1,000	17. Photocopier rental.....	16,000
634	2,789	1,000	18. Collection notice distribution for boundary changes.....	2,789
323	2,961	1,000	19. Safety incentive program.....	2,961
-	167,176	167,000	20. Warehouse security.....	167,176
-	1,000	1,000	21. Radio maintenance.....	1,000
6,881	72,300	7,000	22. Call Center software maintenance.....	72,300
14,089	62,400	50,000	23. Recycling education campaign advertisement and promotion.....	62,400
8,155	26,164	8,000	24. Mobile truck wash services.....	26,164
-	12,000	10,000	25. Liquid natural gas training.....	12,000
-	14,000	2,000	26. Fire extinguisher recharging.....	14,000
-	20,000	5,000	27. Truck washing facility maintenance and repair.....	20,000
<u>\$ 32,419</u>	<u>\$ 400,090</u>	<u>\$ 256,000</u>	Solid Resources Support Services Division Total	<u>\$ 400,090</u>
Solid Resources South Collection Division				
\$ -	\$ 8,880	\$ 8,000	28. Ice making machines rentals.....	\$ 8,880
1,205	9,051	1,000	29. Photocopier rental.....	9,051
-	1,044	1,000	30. Collection notice distribution for boundary changes.....	1,044
-	1,108	1,000	31. Safety incentive program.....	1,108
-	59,152	59,000	32. Warehouse security.....	59,152
-	1,000	1,000	33. Radio maintenance.....	1,000
-	30,000	30,000	34. Equipment maintenance and chemicals.....	30,000
7,229	70,000	10,000	35. Chemical spills cleanup.....	70,000
-	119,255	100,000	36. Mobile truck wash services.....	119,255
<u>\$ 8,434</u>	<u>\$ 299,490</u>	<u>\$ 211,000</u>	Solid Resources South Collection Division Total	<u>\$ 299,490</u>
Solid Resources Valley Collection Division				
\$ -	\$ 90,000	\$ 90,000	37. Multi-family Bulky Item Program outreach.....	\$ 90,000
-	5,650	2,000	38. Ice making machines rental.....	5,650
554	8,500	1,000	39. Photocopier rental.....	8,500
-	367	-	40. Collection notice distribution for boundary changes.....	367
-	390	-	41. Safety incentive program.....	390
-	95,316	95,000	42. Warehouse security.....	95,316
-	1,000	1,000	43. Radio maintenance.....	1,000
19,962	70,000	70,000	44. Equipment maintenance and chemicals.....	70,000
24,349	70,000	35,000	45. Chemical spills cleanup.....	70,000
-	17,751	15,000	46. Mobile truck wash services.....	17,751
-	-	-	47. Vehicle rentals.....	2,000,000
<u>\$ 44,865</u>	<u>\$ 358,974</u>	<u>\$ 309,000</u>	Solid Resources Valley Collection Division Total	<u>\$ 2,358,974</u>
Solid Resources Processing and Construction Division				
\$ -	\$ 99,819	\$ 25,000	48. Lopez Canyon facility maintenance.....	\$ 99,819
3,346	475,286	225,000	49. Heavy duty equipment rental.....	475,286
-	46,000	30,000	50. Chemical toilets rental.....	46,000
-	2,339	2,000	51. Water cooler service.....	2,339
16,800	30,000	17,000	52. Scale repair.....	30,000
76,641	334,000	100,000	53. Central Los Angeles Recycling and Transfer Station (CLARTS) and Lopez Canyon security.....	334,000
21,770	52,000	25,000	54. Custodian services.....	52,000
1,272	8,000	5,000	55. Photocopier rental.....	8,000
1,740	18,000	8,000	56. Drilling and soil sampling.....	18,000
6,544	111,125	100,000	57. CLARTS facility maintenance.....	111,125
35,665	65,420	36,000	58. CLARTS equipment lease.....	65,420
17,460	20,000	20,000	59. CLARTS scale maintenance.....	20,000
<u>\$ 181,238</u>	<u>\$ 1,261,989</u>	<u>\$ 593,000</u>	Solid Resources Processing and Construction Division Total	<u>\$ 1,261,989</u>

**BUREAU OF SANITATION
DETAIL OF CONTRACTUAL SERVICES ACCOUNT**

2021-22 Actual Expenditures	2022-23 Adopted Budget	2022-23 Estimated Expenditures	Program/Code/Description	2023-24 Contract Amount
Solid Resources Citywide Recycling Division				
\$ -	\$ 20,900	\$ 8,000	60. Photocopier rental.....	\$ 20,900
-	132,600	100,000	61. Recycling education.....	132,600
412,896	685,000	500,000	62. Waste characterization study.....	625,000
-	1,500,000	1,400,000	63. Plastics reduction.....	1,500,000
1,752	10,000	2,000	64. Photocopier rental - Household Hazardous Waste Fund.....	10,000
			65. Residential special materials collection facilities and mobile events contracts.....	2,073,336
2,197,167	2,073,336	2,073,000	66. Communication expenses.....	10,000
24,301	10,000	10,000	67. Miscellaneous.....	102,967
-	102,967	-		
<u>\$ 2,636,116</u>	<u>\$ 4,534,803</u>	<u>\$ 4,093,000</u>	Solid Resources Citywide Recycling Division Total	<u>\$ 4,474,803</u>
Solid Resources Commercial Franchise Division				
\$ 1,994	\$ -	\$ -	68. Photocopier rental.....	\$ -
48,120	-	-	69. Communication services.....	-
<u>\$ 50,114</u>	<u>\$ -</u>	<u>\$ -</u>	Solid Resources Commercial Franchise Division Total	<u>\$ -</u>
<u>\$ 2,953,186</u>	<u>\$ 6,865,648</u>	<u>\$ 5,465,000</u>	Solid Resources Program Total	<u>\$ 8,805,648</u>
Environmental Quality - BL8204				
Livability Services Division				
\$ 43,758	\$ 224,400	\$ 225,000	70. CARE+ uniform dry cleaning services.....	\$ 224,400
277,801	348,000	348,000	71. Clean Streets Los Angeles uniform dry cleaning services.....	348,000
7,773,552	7,410,424	10,611,000	72. CARE+ hazardous waste removal services	11,958,424
2,192,243	5,515,931	5,669,000	73. CARE and CARE+ Team vehicle rental.....	6,103,931
2,099,150	1,999,845	2,000,000	74. CARE Team hazardous waste removal services.....	1,999,845
21,099	240,000	240,000	75. CARE Team uniform dry cleaning services.....	240,000
-	189,500	190,000	76. CARE+ Hollywood team.....	189,500
-	-	-	77. CARE+ coastal team	54,758
96,917	397,212	398,000	78. Communication services.....	397,212
1,444,554	4,700,000	4,700,000	79. Community based organizations.....	4,700,000
-	453,600	454,000	80. Vehicle rentals for litter bin collection.....	453,600
268,724	195,000	195,000	81. Tow vehicle rental expenses.....	195,000
-				
<u>\$ 14,217,798</u>	<u>\$ 21,673,912</u>	<u>\$ 25,030,000</u>	Livability Services Division Total	<u>\$ 26,864,670</u>
<u>\$ 14,217,798</u>	<u>\$ 21,673,912</u>	<u>\$ 25,030,000</u>	Environmental Quality Total	<u>\$ 26,864,670</u>
Technology Support - BH8249				
Information and Control Systems Division				
\$ 88,048	\$ 98,819	\$ 99,000	82. Watershed Protection Division technical support services.....	\$ 98,819
-	60,000	60,000	83. Solid Resources server network	
5,180	849,061	384,000	and hardware and software maintenance.....	60,000
22,458	500,000	202,000	84. Geographic information system technical support.....	849,061
-	270,000	200,000	85. Cybersecurity services.....	500,000
2,156,494	1,788,428	2,100,000	86. Geographic information systems software maintenance.....	270,000
89,135	250,000	90,000	87. Infrastructure and technical support.....	1,788,428
-			88. Network support services.....	250,000
<u>\$ 2,361,315</u>	<u>\$ 3,816,308</u>	<u>\$ 3,135,000</u>	Information and Control Systems Division Total	<u>\$ 3,816,308</u>
<u>\$ 2,361,315</u>	<u>\$ 3,816,308</u>	<u>\$ 3,135,000</u>	Technology Support Total	<u>\$ 3,816,308</u>

**BUREAU OF SANITATION
DETAIL OF CONTRACTUAL SERVICES ACCOUNT**

2021-22 Actual Expenditures	2022-23 Adopted Budget	2022-23 Estimated Expenditures	Program/Code/Description	2023-24 Contract Amount
General Administration and Support - BH8250				
Administration Division				
\$ -	\$ 46,000	\$ 45,000	89. Photocopier rental.....	\$ 46,000
<u>\$ -</u>	<u>\$ 46,000</u>	<u>\$ 45,000</u>	Administration Division Total	<u>\$ 46,000</u>
<u>\$ -</u>	<u>\$ 46,000</u>	<u>\$ 45,000</u>	General Administration and Support Total	<u>\$ 46,000</u>
<u>\$ 19,855,568</u>	<u>\$ 32,985,081</u>	<u>\$ 34,192,000</u>	TOTAL CONTRACTUAL SERVICES ACCOUNT	<u>\$ 40,134,029</u>

**BUREAU OF SANITATION
SOLID WASTE RESOURCES REVENUE FUND
DETAIL OF CONTRACTUAL SERVICES ACCOUNT**

2021-22 Actual Expenditures	2022-23 Adopted Budget	2022-23 Estimated Expenditures	Program/Code/Description	2023-24 Contract Amount
Solid Resources - BH8203				
Administration Division				
\$ 345,567	\$ 285,000	\$ 285,000	1. Communication services.....	\$ 285,000
<u>\$ 345,567</u>	<u>\$ 285,000</u>	<u>\$ 285,000</u>	Administration Division Total	<u>\$ 285,000</u>
Financial Management Division				
\$ 2,129	\$ 1,000,000	\$ 1,000,000	2. Project review.....	\$ 790,000
-	-	-	3. Communication services.....	5,000
<u>\$ 2,129</u>	<u>\$ 1,000,000</u>	<u>\$ 1,000,000</u>	Financial Management Division Total	<u>\$ 795,000</u>
Solid Resources Processing & Construction Division				
\$ 1,405,513	\$ -	\$ -	4. Consultant services.....	\$ -
<u>\$ 1,405,513</u>	<u>\$ -</u>	<u>\$ -</u>	Solid Resources Processing & Construction Division Total	<u>\$ -</u>
Solid Resources South Collection Division				
\$ 854,369	\$ 510,496	\$ 510,000	5. Security services.....	\$ 715,000
-	-	-	6. Vehicle rentals.....	2,000,000
<u>\$ 854,369</u>	<u>\$ 510,496</u>	<u>\$ 510,000</u>	Solid Resources South Collection Division Total	<u>\$ 2,715,000</u>
Solid Resources Support Services Division				
\$ 80,981	\$ -	\$ -	7. Security services.....	\$ -
30,556	-	-	8. Repairs and maintenance.....	248,622
-	-	-	9. Senate Bill 1383 outreach	1,500,000
<u>\$ 111,537</u>	<u>\$ -</u>	<u>\$ -</u>	Solid Resources Support Services Division Total	<u>\$ 1,748,622</u>
<u>\$ 2,719,115</u>	<u>\$ 1,795,496</u>	<u>\$ 1,795,000</u>	Solid Resources Program Total	<u>\$ 5,543,622</u>
Technology Support - BH8249				
Information and Control Systems Division				
\$ 100,241	\$ 200,000	\$ 200,000	10. Central Los Angeles Recycling and Transfer Station technical support.....	\$ 200,000
6,770	138,600	139,000	11. Information Technology Agency fiber service lease.....	138,600
516,404	1,583,764	1,584,000	12. Customer care technical support.....	1,583,764
<u>\$ 623,415</u>	<u>\$ 1,922,364</u>	<u>\$ 1,923,000</u>	Information and Control Systems Division Total	<u>\$ 1,922,364</u>
<u>\$ 623,415</u>	<u>\$ 1,922,364</u>	<u>\$ 1,923,000</u>	Technology Support Program Total	<u>\$ 1,922,364</u>
General Administration and Support - BH8250				
Financial Management Division				
\$ -	\$ 75,000	\$ 75,000	13. Strategic consultation.....	\$ 75,000
<u>\$ -</u>	<u>\$ 75,000</u>	<u>\$ 75,000</u>	Financial Management Division Total	<u>\$ 75,000</u>
<u>\$ -</u>	<u>\$ 75,000</u>	<u>\$ 75,000</u>	General Administration and Support Program Total	<u>\$ 75,000</u>
<u>\$ 3,342,530</u>	<u>\$ 3,792,860</u>	<u>\$ 3,793,000</u>	TOTAL SOLID WASTE RESOURCES REVENUE FUND CONTRACTUAL SERVICES ACCOUNT	<u>\$ 7,540,986</u>

**BUREAU OF SANITATION
SEWER CONSTRUCTION AND MAINTENANCE FUND
DETAIL OF CONTRACTUAL SERVICES ACCOUNT**

2021-22 Actual Expenditures	2022-23 Adopted Budget	2022-23 Estimated Expenditures	Program/Code/Description	2023-24 Contract Amount
SEWER OPERATIONS AND MAINTENANCE FUND (760)				
Clean Water - BF8202 (Fund 760)				
Administration Division				
\$ 3,572,784	\$ 693,808	\$ 694,000	1. Wastewater program insurance.....	\$ 4,500,000
4,027	34,262	34,000	2. Rental pagers.....	34,262
229,778	135,058	135,000	3. Media Center janitorial costs.....	230,555
42,322	-	-	4. Various contractual services.....	-
-	62,000	62,000	5. Earth Day Los Angeles.....	62,000
<u>\$ 3,848,911</u>	<u>\$ 925,128</u>	<u>\$ 925,000</u>	Administration Division Total	<u>\$ 4,826,817</u>
Donald C. Tillman Water Reclamation Plant				
\$ 10,014	\$ 12,359	\$ 12,000	6. Equipment rental.....	\$ 12,359
300,541	460,137	460,000	7. Japanese Garden landscape maintenance.....	900,137
463,623	627,800	628,000	8. Contract maintenance.....	627,800
23,851	25,000	25,000	9. Hazardous materials disposal.....	25,000
-	80,000	80,000	10. Process control computer system.....	80,000
11	1,519	2,000	11. Uniform cleaning.....	1,519
-	350,000	350,000	12. Consulting services.....	350,000
<u>\$ 798,040</u>	<u>\$ 1,556,815</u>	<u>\$ 1,557,000</u>	Donald C. Tillman Water Reclamation Plant Total	<u>\$ 1,996,815</u>
Environmental Monitoring Division				
\$ 1,896	\$ 5,000	\$ 5,000	13. Uniform cleaning.....	\$ 5,000
1,680	11,000	11,000	14. Photocopier rental.....	11,000
515,000	500,000	500,000	15. Monitoring project.....	546,363
272,442	382,377	382,000	16. Equipment repair.....	382,377
339,195	1,195,244	1,195,000	17. Laboratory analysis.....	1,195,244
1,860	250,000	250,000	18. Boat maintenance.....	250,000
194,442	334,205	334,000	19. Los Angeles River watershed monitoring.....	334,205
-	-	-	20. Watershed research and development.....	460,000
<u>\$ 1,326,515</u>	<u>\$ 2,677,826</u>	<u>\$ 2,677,000</u>	Environmental Monitoring Division Total	<u>\$ 3,184,189</u>
Financial Management Division				
\$ 1,567	\$ 6,000	\$ 6,000	21. Photocopier rental.....	\$ 6,000
1,891	5,280	5,000	22. Record retention storage.....	5,280
16,509	180,000	180,000	23. Flow monitor maintenance.....	180,000
410,214	1,137,074	1,137,000	24. Litigation expense.....	4,137,074
286,247	500,000	500,000	25. Coastal interceptor sewer system.....	500,000
261,556	194,300	194,000	26. Technical consulting services.....	192,300
-	-	-	27. Communication Services	2,000
<u>\$ 977,984</u>	<u>\$ 2,022,654</u>	<u>\$ 2,022,000</u>	Financial Management Division Total	<u>\$ 5,022,654</u>

**BUREAU OF SANITATION
SEWER CONSTRUCTION AND MAINTENANCE FUND
DETAIL OF CONTRACTUAL SERVICES ACCOUNT**

2021-22 Actual Expenditures	2022-23 Adopted Budget	2022-23 Estimated Expenditures	Program/Code/Description	2023-24 Contract Amount
Hyperion Water Reclamation Plant				
\$ 10,530	\$ 20,000	\$ 20,000	28. Photocopier rental.....	\$ 20,000
12,840,243	16,700,739	16,701,000	29. Biosolids hauling.....	19,941,266
662,481	100,000	100,000	30. Hazardous waste disposal fee.....	100,000
1,446,867	20,000	20,000	31. Equipment rental.....	170,000
-	10,000	10,000	32. Sweeping cloths and mats.....	10,000
18,606	20,000	20,000	33. Insect abatement.....	20,000
-	50,000	50,000	34. Insulation refractory.....	50,000
262,301	110,000	110,000	35. Oceanographic service.....	110,000
63,015	35,000	35,000	36. Fire extinguishers.....	35,000
-	21,000	21,000	37. Street sweeping.....	21,000
24,211	30,000	30,000	38. Plant roll-up doors maintenance.....	30,000
343	70,000	70,000	39. Various contractual services.....	70,000
-	1,000	1,000	40. Locking services.....	1,000
-	1,000	1,000	41. Photo developing.....	1,000
-	20,000	20,000	42. Water Reclamation Plant environmental management systems study.....	20,000
10,973	25,000	25,000	43. Uniform cleaning/repairs.....	25,000
3,592,009	3,522,198	3,522,000	44. Farm management and custom farming services at Green Acres Farm.....	3,522,198
-	210,000	210,000	45. Innovative technology study.....	210,000
8,057,242	4,069,592	4,070,000	46. As-needed maintenance services.....	5,084,342
335,379	20,000	20,000	47. Inspection, calibration, and testing services.....	20,000
-	1,000,000	1,000,000	48. Specialized high voltage services.....	1,000,000
7,112,736	11,102,000	11,102,000	49. Hyperion Bio-Energy Facility.....	11,102,000
<u>\$ 34,436,936</u>	<u>\$ 37,157,529</u>	<u>\$ 37,158,000</u>	Hyperion Water Reclamation Plant	<u>\$ 41,562,806</u>
Industrial Safety and Compliance Division				
\$ 59,462	\$ 65,800	\$ 66,000	50. Equipment rental and maintenance.....	\$ 65,800
<u>\$ 59,462</u>	<u>\$ 65,800</u>	<u>\$ 66,000</u>	Industrial Safety and Compliance Division Total	<u>\$ 65,800</u>
Industrial Waste Management Division				
\$ 4,930	\$ 16,947	\$ 17,000	51. Photocopier rental.....	\$ 16,947
11,817	90,000	90,000	52. Industrial waste business outreach.....	90,000
-	5,020	5,000	53. Contributions to research project.....	5,020
6,988	6,700	7,000	54. Miscellaneous.....	6,700
<u>\$ 23,735</u>	<u>\$ 118,667</u>	<u>\$ 119,000</u>	Industrial Waste Management Division Total	<u>\$ 118,667</u>
Los Angeles-Glendale Reclamation Plant				
\$ -	\$ 19,200	\$ 19,000	55. Process control system maintenance.....	\$ 19,200
5,578	4,500	5,000	56. Equipment rental.....	4,500
16,401	10,000	10,000	57. Hazardous waste disposal.....	10,000
134,798	324,500	325,000	58. Contract maintenance.....	324,500
-	1,000	1,000	59. Uniform cleaning.....	1,000
<u>\$ 156,777</u>	<u>\$ 359,200</u>	<u>\$ 360,000</u>	Los Angeles-Glendale Reclamation Plant	<u>\$ 359,200</u>
Regulatory Affairs Division				
\$ 700,088	\$ 1,000,000	\$ 1,000,000	60. Environmental consulting.....	\$ 1,000,000
104,485	76,000	76,000	61. Biosolids management support.....	76,000
611	4,287	4,000	62. Photocopier rental.....	4,287
-	250,000	250,000	63. Litigation services.....	250,000
<u>\$ 805,184</u>	<u>\$ 1,330,287</u>	<u>\$ 1,330,000</u>	Regulatory Affairs Division Total	<u>\$ 1,330,287</u>
Solid Resources Citywide Recycling Division				
\$ 2,377,332	\$ 2,767,500	\$ 2,768,000	64. Household hazardous waste mobile collection program.....	\$ 2,767,500
<u>\$ 2,377,332</u>	<u>\$ 2,767,500</u>	<u>\$ 2,768,000</u>	Solid Resources Citywide Recycling Division Total	<u>\$ 2,767,500</u>

**BUREAU OF SANITATION
SEWER CONSTRUCTION AND MAINTENANCE FUND
DETAIL OF CONTRACTUAL SERVICES ACCOUNT**

2021-22 Actual Expenditures	2022-23 Adopted Budget	2022-23 Estimated Expenditures	Program/Code/Description	2023-24 Contract Amount
Terminal Island Treatment Plant				
\$ 800	\$ 35,000	\$ 35,000	65. Boiler repair and rental.....	\$ 35,000
13,313	150,600	151,000	66. Biosolids haul and disposal.....	150,600
84,192	82,500	83,000	67. Environmental services.....	82,500
417,811	600,000	600,000	68. Contract maintenance.....	1,130,000
2,593	60,000	60,000	69. Motor rewind.....	60,000
1,471	13,000	13,000	70. Administrative services.....	13,000
19,278	200,000	200,000	71. Advanced Water Purification Facility upgrades.....	200,000
37,810	55,000	55,000	72. Equipment rental.....	55,000
7,296	5,000	5,000	73. Elevator repair and maintenance.....	5,000
9,825	20,000	20,000	74. Air conditioning services.....	20,000
816,172	752,400	752,000	75. Terminal Island Renewable Energy project.....	960,440
\$ 1,410,561	\$ 1,973,500	\$ 1,974,000	Terminal Island Treatment Plant Total	\$ 2,711,540
Wastewater Collection Division				
\$ 51,958	\$ 5,000	\$ 5,000	76. Heavy duty equipment rental.....	\$ 5,000
-	5,000	5,000	77. Backflow device inspection and repair.....	5,000
3,409	20,000	20,000	78. Photocopier rental.....	20,000
-	2,110	2,000	79. City of Vernon - pump plant maintenance.....	2,110
7,126	5,000	5,000	80. Portable toilets rental.....	5,000
2,454,643	2,800,000	2,800,000	81. Chemical root control.....	3,200,000
-	50,000	50,000	82. Vacuum truck services.....	50,000
83	1,200	1,000	83. Uniform cleaning.....	1,200
163,062	475,000	475,000	84. Prevention, maintenance, and disposal services.....	485,000
-	250,000	250,000	85. Private clean up.....	250,000
-	280,000	280,000	86. Large diameter sewer cleaning and closed-circuit television sewer assessment.....	280,000
\$ 2,680,281	\$ 3,893,310	\$ 3,893,000	Wastewater Collection Division Total	\$ 4,303,310
Wastewater Engineering Services Division				
\$ 1,040	\$ 12,000	\$ 12,000	87. Photocopier rental.....	\$ 12,000
2,978	59,618	60,000	88. Professional technical services.....	59,618
\$ 4,018	\$ 71,618	\$ 72,000	Wastewater Engineering Services Division Total	\$ 71,618
Watershed Protection Division				
\$ 1,152,506	\$ 1,000,000	\$ 1,000,000	89. Total maximum daily loads consultant services.....	\$ 1,000,000
\$ 1,152,506	\$ 1,000,000	\$ 1,000,000	Watershed Protection Division Total	\$ 1,000,000
\$ 50,058,242	\$ 55,919,834	\$ 55,921,000	Clean Water Total	\$ 69,321,203
Technology Support - BH8249				
Information and Control Systems Division				
\$ -	\$ 493,000	\$ 493,000	90. Clean Water operational and laboratory technical support.....	\$ 493,000
-	19,000	19,000	91. Geographic information system maintenance.....	19,000
170,519	450,000	450,000	92. Maintenance system technical support.....	450,000
755,571	1,771,000	1,771,000	93. Control systems technical support.....	1,771,000
-	3,500	3,000	94. Engineering technical support.....	3,500
127,428	362,500	362,000	95. Pretreatment technical support.....	362,500
-	40,000	40,000	96. Information technology research and advisory services subscription.....	40,000
237,098	500,000	500,000	97. Professional technical services.....	500,000
-	199,100	199,000	98. Information Technology Agency fiber service lease.....	199,100
-	2,000,000	2,000,000	99. Los Angeles Water Integrated Network Systems maintenance.....	2,100,000
618,515	400,000	400,000	100. Network engineering and support services.....	400,000
\$ 1,909,131	\$ 6,238,100	\$ 6,237,000	Information and Control Systems Division Total	\$ 6,338,100
\$ 1,909,131	\$ 6,238,100	\$ 6,237,000	Technology Support Total	\$ 6,338,100

**BUREAU OF SANITATION
SEWER CONSTRUCTION AND MAINTENANCE FUND
DETAIL OF CONTRACTUAL SERVICES ACCOUNT**

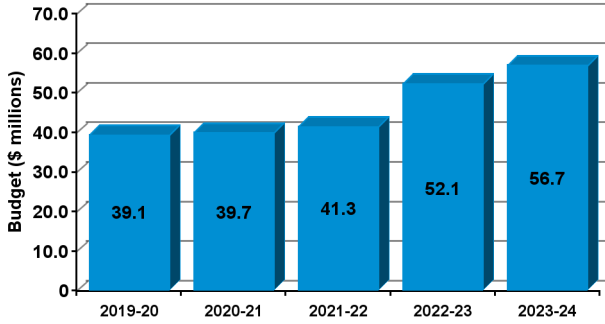
2021-22 Actual Expenditures	2022-23 Adopted Budget	2022-23 Estimated Expenditures	Program/Code/Description	2023-24 Contract Amount
General Administration and Support - BH8250				
Administration Division				
\$ -	\$ 4,000	\$ 4,000	101. Messenger service.....	\$ 4,000
<u>27,403</u>	<u>18,320</u>	<u>18,000</u>	102. Communication services.....	<u>18,230</u>
<u>\$ 27,403</u>	<u>\$ 22,320</u>	<u>\$ 22,000</u>	Administration Division Total	<u>\$ 22,230</u>
Executive Division				
<u>\$ -</u>	<u>\$ 1,500</u>	<u>\$ 1,000</u>	103. Miscellaneous contractual services.....	<u>\$ 1,500</u>
<u>\$ -</u>	<u>\$ 1,500</u>	<u>\$ 1,000</u>	Executive Division Total	<u>\$ 1,500</u>
Financial Management Division				
\$ -	\$ 6,000	\$ 6,000	104. Intern contract.....	\$ 6,000
<u>-</u>	<u>75,000</u>	<u>75,000</u>	105. Strategic consultation.....	<u>75,000</u>
<u>\$ -</u>	<u>\$ 81,000</u>	<u>\$ 81,000</u>	Financial Management Division Total	<u>\$ 81,000</u>
<u>\$ 27,403</u>	<u>\$ 104,820</u>	<u>\$ 104,000</u>	General Administration and Support Total	<u>\$ 104,730</u>
<u>\$ 51,994,776</u>	<u>\$ 62,262,754</u>	<u>\$ 62,262,000</u>	TOTAL SEWER OPERATIONS AND MAINTENANCE FUND	<u>\$ 75,764,033</u>
SEWER CAPITAL FUND (761)				
Clean Water - BF8202				
Financial Management Division (Capital)				
<u>\$ -</u>	<u>\$ 1,354,200</u>	<u>\$ 1,354,000</u>	106. Litigation expense.....	<u>\$ 1,354,200</u>
<u>\$ -</u>	<u>\$ 1,354,200</u>	<u>\$ 1,354,000</u>	Financial Management Division Total - Capital	<u>\$ 1,354,200</u>
Wastewater Collection Division (Capital)				
<u>\$ 17,019</u>	<u>\$ 2,500,000</u>	<u>\$ 2,500,000</u>	107. Closed-circuit television sewer assessment	<u>\$ 2,500,000</u>
<u>\$ 17,019</u>	<u>\$ 2,500,000</u>	<u>\$ 2,500,000</u>	Wastewater Collection Division Total - Capital	<u>\$ 2,500,000</u>
<u>\$ 17,019</u>	<u>\$ 3,854,200</u>	<u>\$ 3,854,000</u>	Clean Water Total	<u>\$ 3,854,200</u>
<u>\$ 17,019</u>	<u>\$ 3,854,200</u>	<u>\$ 3,854,000</u>	TOTAL SEWER CAPITAL FUND	<u>\$ 3,854,200</u>
<u>\$ 52,011,795</u>	<u>\$ 66,116,954</u>	<u>\$ 66,116,000</u>	TOTAL SEWER CONSTRUCTION AND MAINTENANCE FUND CONTRACTUAL SERVICES ACCOUNT	<u>\$ 79,618,233</u>

BUREAU OF STREET LIGHTING

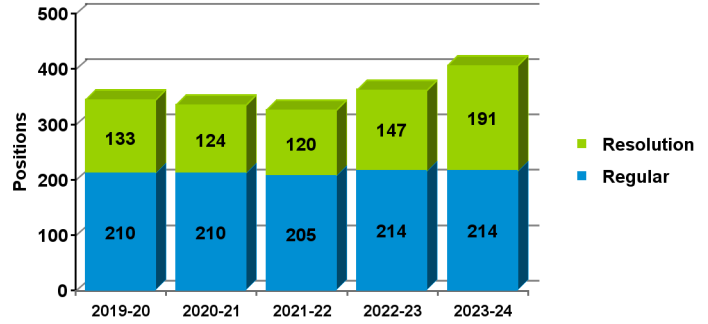
2023-24 Adopted Budget

FIVE-YEAR HISTORY OF BUDGET AND POSITION AUTHORITIES

FIVE-YEAR BUDGET HISTORY



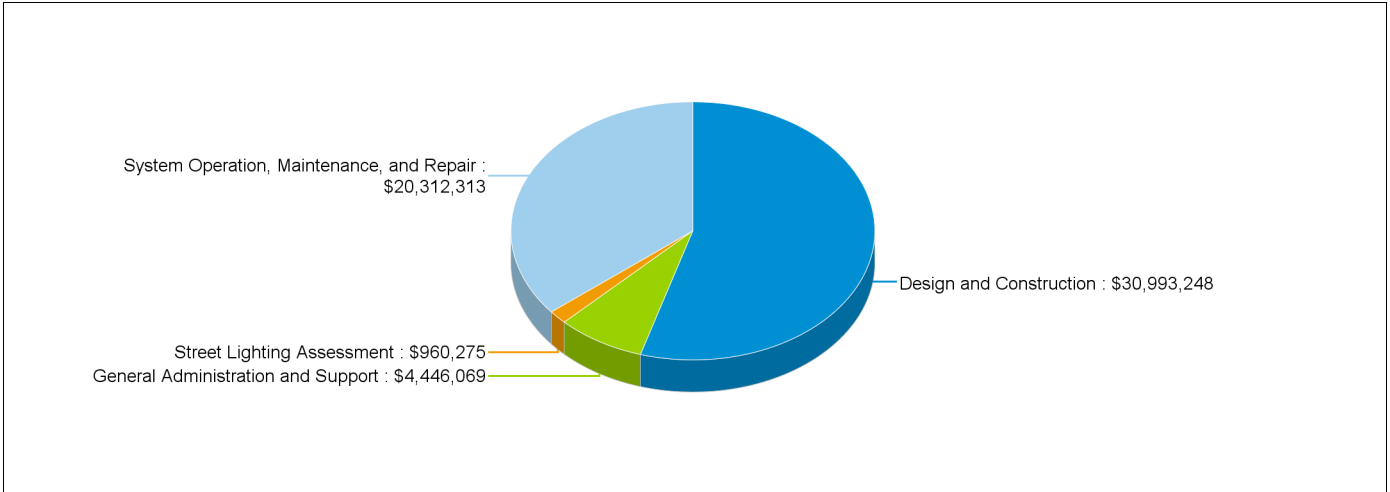
FIVE-YEAR POSITION AUTHORITY HISTORY



SUMMARY OF 2023-24 ADOPTED BUDGET CHANGES

	Total Budget			General Fund				Special Fund			
		Regular	Resolution		Regular	Resolution		Regular	Resolution		
2022-23 Adopted	\$52,066,882	214	147	\$8,777,633	16.9%	-	23	\$43,289,249	83.1%	214	124
2023-24 Adopted	\$56,711,905	214	191	\$2,984,219	5.3%	-	4	\$53,727,686	94.7%	214	187
Change from Prior Year	\$4,645,023	-	44	(\$5,793,414)		-	(19)	\$10,438,437		-	63

2023-24 FUNDING DISTRIBUTION BY PROGRAM



MAIN BUDGET ITEMS

	Funding	Positions
* Co-Location Small Cell Communication	\$6,648,614	-
* Smart City and Street Lighting Technology Initiatives	\$2,599,811	-
* Copper Wire Theft Replacement Program	\$6,204,641	-

Recapitulation of Changes

	Adopted Budget 2022-23	Total Budget Changes	Total Budget 2023-24
EXPENDITURES AND APPROPRIATIONS			
Salaries			
Salaries General	33,196,241	5,774,739	38,970,980
Overtime General	2,618,600	(47,600)	2,571,000
Hiring Hall Salaries	2,899,162	(91,466)	2,807,696
Benefits Hiring Hall	2,019,416	(267,467)	1,751,949
Total Salaries	40,733,419	5,368,206	46,101,625
Expense			
Printing and Binding	12,500	-	12,500
Contractual Services	1,262,100	(364,000)	898,100
Field Equipment Expense	10,000	-	10,000
Transportation	1,000	-	1,000
Office and Administrative	408,514	4,650	413,164
Operating Supplies	2,595,149	1,332,367	3,927,516
Total Expense	4,289,263	973,017	5,262,280
Equipment			
Furniture, Office, and Technical Equipment	1,000	-	1,000
Total Equipment	1,000	-	1,000
Special			
St. Lighting Improvements and Supplies	7,043,200	(1,696,200)	5,347,000
Total Special	7,043,200	(1,696,200)	5,347,000
Total Bureau of Street Lighting	52,066,882	4,645,023	56,711,905

Recapitulation of Changes

	Adopted Budget 2022-23	Total Budget Changes	Total Budget 2023-24
SOURCES OF FUNDS			
General Fund	8,777,633	(5,793,414)	2,984,219
Special Gas Tax Improvement Fund (Sch. 5)	6,835,347	1,842,905	8,678,252
Sewer Capital Fund (Sch. 14)	212,238	17,770	230,008
Street Lighting Maintenance Assessment Fund (Sch. 19)	31,990,656	8,178,891	40,169,547
Proposition C Anti-Gridlock Transit Fund (Sch. 27)	2,996,400	85,382	3,081,782
Street Banners Revenue Trust Fund (Sch. 29)	106,218	8,887	115,105
Measure R Local Return Fund (Sch. 49)	487,215	2,728	489,943
Measure M Local Return Fund (Sch. 52)	661,175	301,874	963,049
Total Funds	52,066,882	4,645,023	56,711,905
Percentage Change			8.92%
Positions	214	-	214

Changes Applicable to Various Programs

The following changes involve two or more budgetary programs. These changes are explained below and apportioned as single entries in the affected programs. Single-program changes are shown only in the programs involved.

Program Changes	Direct Cost	Positions	Total Cost
Changes in Salaries, Expense, Equipment, and Special Obligatory Changes			
1. 2022-23 Employee Compensation Adjustment Related costs consist of employee benefits. SG: \$650,936 <i>Related Costs: \$226,870</i>	650,936	-	877,806
2. 2023-24 Employee Compensation Adjustment Related costs consist of employee benefits. SG: \$1,070,907 <i>Related Costs: \$36,755</i>	1,070,907	-	1,107,662
3. Change in Number of Working Days Reduce funding to reflect one fewer working day. There will be 260 working days in 2023-24. Related costs consist of employee benefits. SG: (\$85,689) <i>Related Costs: (\$29,828)</i>	(85,689)	-	(115,517)
4. Salary Step and Turnover Effect Related costs consist of employee benefits. SG: \$157,737 <i>Related Costs: \$54,908</i>	157,737	-	212,645
Deletion of One-Time Services			
5. Deletion of One-Time Expense Funding Delete one-time Hiring Hall Salaries, Benefits Hiring Hall, Overtime General, and expense funding. SHH: (\$2,719,962) SHHFB: (\$1,898,616) SOT: (\$2,447,600) EX: (\$3,243,199)	(10,309,377)	-	(10,309,377)
6. Deletion of One-Time Special Funding Delete one-time Street Lighting Improvements and Supplies Account funding. SP: (\$6,863,200)	(6,863,200)	-	(6,863,200)

Program Changes	Direct Cost	Positions	Total Cost
Changes in Salaries, Expense, Equipment, and Special			
Deletion of One-Time Services			
<p>7. Deletion of Funding for Resolution Authorities</p> <p>Delete funding for 147 resolution authority positions. An additional five additional positions were approved during 2022-23. Resolution authorities are reviewed annually and continued only if sufficient funding is available to maintain the current service level. Related costs consist of employee benefits.</p> <p>One position is continued as a regular position: Computer System Support (One position)</p> <p>146 positions are continued: Electric Vehicle Charging Stations (Five positions) Co-Location Small Cell Communication (44 positions) Transportation Grant Annual Work Program (11 positions) Metro Annual Work Program (14 positions) Traffic Signal Support Program (Five positions) Streetlight Fortification Against Copper Wire Theft (11 positions) Smart City and Street Lighting Technology Initiatives (Four positions) Vision Zero (Seven positions) LAWA Landside Access Modernization Program (One position) Utility Lighting Requests (One position) Budget, Finance and Innovation Report Item No. 71 (Two positions) Copper Wire Theft Replacement Program (29 positions) Street Lighting Maintenance Support (Eight positions) Street Lighting Assessment Staffing (One position) Digital Inclusion Staffing (Two positions) Cyber Security Support (One position)</p> <p>Five positions approved during 2022-23 are continued: Maintenance and Repair Section Support (Five positions) SG: (\$11,732,579) Related Costs: (\$6,128,175)</p>	(11,732,579)	-	(17,860,754)
<p>8. Deletion of One-Time Salary Funding</p> <p>Delete one-time Salaries General funding. SG: (\$425,657)</p>	(425,657)	-	(425,657)

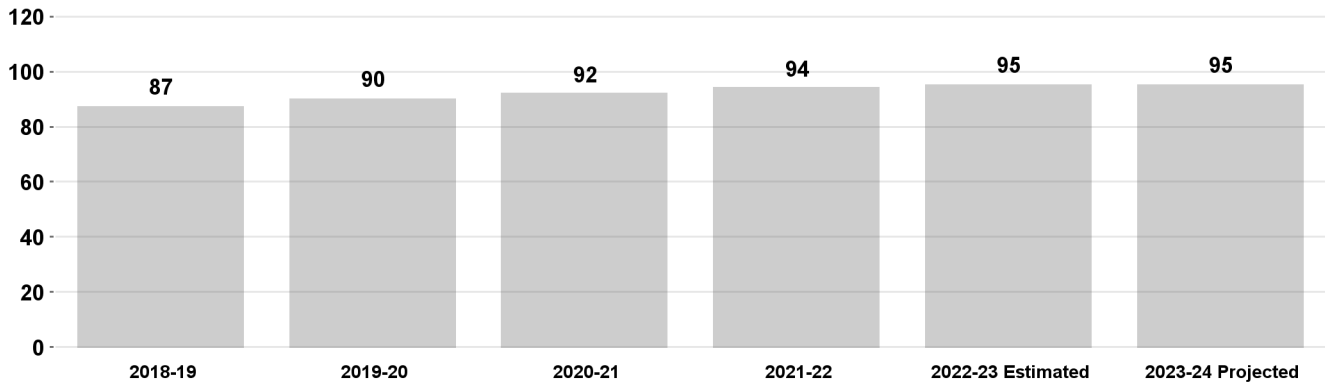
Bureau of Street Lighting

Program Changes	Direct Cost	Positions	Total Cost
Changes in Salaries, Expense, Equipment, and Special			
Increased Services			
9. Street Lighting Maintenance Increased Support Add funding and resolution authority for one Street Lighting Electrician Supervisor to support the System Operation, Maintenance, and Repair Program. Delete funding and regular authority of one Street Lighting Engineering Associate III. Funding is provided by the Street Lighting Maintenance Assessment Fund. The salary cost difference will be absorbed by the Department.	-	(1)	-
Efficiencies to Services			
10. One-time Salary Reduction Reduce funding in the Salaries General Account on a one-time basis to reflect savings generated by positions filled in lieu, anticipated hiring plans, and attrition. Related costs consist of employee benefits. <i>SG: (\$500,000)</i> <i>Related Costs: (\$174,300)</i>	(500,000)	-	(674,300)
TOTAL CHANGES APPLICABLE TO VARIOUS PROGRAMS	<u>(28,036,922)</u>	<u>(1)</u>	

Design and Construction

This program designs and constructs new lighting systems, rehabilitates and replaces deteriorated lighting systems, and supports other departments and agencies with their street lighting designs. These street lighting improvements are all designed according to nationally accepted standards which increase the safety for all the residents in the City. This program promotes regional public spaces that enhance economic development, streetscapes, and walkability. Lit areas create a safe and inviting atmosphere for shoppers, diners, cyclists, and transit users, which can have a positive economic impact on a community.

Percentage of Streetlights Converted to LED



Program Changes	Direct Cost	Positions	Total Cost
Changes in Salaries, Expense, Equipment, and Special			
Apportionment of Changes Applicable to Various Programs	(17,173,529)	(1)	(21,471,967)
Related costs consist of employee benefits.			
SG: (\$8,081,821) SHH: (\$2,049,790) SHHFB: (\$1,460,319)			
SOT: (\$247,600) EX: (\$1,900,799) SP: (\$3,433,200)			
Related Costs: (\$4,298,438)			
Continuation of Services			
11. Electric Vehicle Charging Stations	559,714	-	794,471
Continue funding and resolution authority for five positions consisting of one Street Lighting Engineering Associate II, two Street Lighting Electricians, and two Electrical Craft Helpers to install and maintain electric vehicle charging stations on existing streetlight poles. Continue one-time funding in the Operating Supplies Account for vehicle rentals and pavement striping. Funding is provided by the Special GasTax Improvement Fund. Related costs consist of employee benefits.			
SG: \$452,072 EX: \$107,642			
Related Costs: \$234,757			

Design and Construction

Program Changes	Direct Cost	Positions	Total Cost
Changes in Salaries, Expense, Equipment, and Special			
Continuation of Services			
12. Co-Location Small Cell Communication Continue funding and resolution authority for 44 positions consisting of one Street Lighting Engineer, one Street Lighting Engineering Associate (SLEA) IV, two SLEA IIIs, three SLEA IIs, two Civil Engineering Drafting Technicians, one Management Assistant, one Administrative Clerk, three Street Lighting Electrician Supervisors, eight Street Lighting Electricians, one Assistant Street Lighting Electrician, nine Electrical Craft Helpers, one Storekeeper II, one Cement Finisher Supervisor, one Cement Finisher, one Cement Finisher Worker, one Welder, six Maintenance and Construction Helpers, and one Street Lighting Construction and Maintenance Superintendent I. Continue one-time funding in the Overtime General (\$200,000), Hiring Hall Salaries (\$773,760), Hiring Hall Benefits (\$464,518), Office and Administrative (\$7,000), and Operating Supplies (\$1,376,800) accounts. Funding is provided by the Street Lighting Maintenance Assessment Fund and costs will be fully reimbursed by the telecommunication companies. Related costs consist of employee benefits. <i>SG: \$3,826,536 SHH: \$773,760 SHHFB: \$464,518</i> <i>SOT: \$200,000 EX: \$1,383,800</i> <i>Related Costs: \$2,012,981</i>	6,648,614	-	8,661,595
13. Transportation Grant Annual Work Program Continue funding and resolution authority for 11 positions consisting of one Street Lighting Engineer, one Street Lighting Engineering Associate (SLEA) III, three SLEA IIs, one Management Analyst, one Street Lighting Electrician Supervisor, two Street Lighting Electricians, and two Electrical Craft Helpers to support the Transportation Grant Annual Work Program. Continue one-time funding in the Office and Administrative (\$4,500) and Operating Supplies (\$229,300) accounts. Funding is provided by the Proposition C Transit Fund and the costs will be fully reimbursed as part of the Transportation Grant Annual Work Program. See related Department of Transportation, Bureaus of Contract Administration, Engineering, and Street Services items. Related costs consist of employee benefits. <i>SG: \$1,140,507 EX: \$233,800</i> <i>Related Costs: \$567,344</i>	1,374,307	-	1,941,651

Design and Construction

Program Changes	Direct Cost	Positions	Total Cost
Changes in Salaries, Expense, Equipment, and Special			
Continuation of Services			
14. Metro Annual Work Program Continue funding and resolution authority for 14 positions consisting of one Street Lighting Engineer, one Street Lighting Engineering Associate (SLEA) IV, two SLEA IIIs, six SLEA IIs, three Civil Engineering Drafting Technicians, and one Management Analyst. These positions support the Los Angeles Metropolitan Transportation Authority (Metro) Annual Work Program. Front funding is provided by the Proposition C Anti-Gridlock Transit Improvement Fund (\$779,529) and the Measure M Local Return Fund (\$681,654), and the costs will be fully reimbursed by Metro. See related Bureaus of Contract Administration, Engineering, and Street Services, and Department of Transportation items. Related costs consist of employee benefits. <i>SG: \$1,461,183</i> <i>Related Costs: \$725,431</i>	1,461,183	-	2,186,614
15. Traffic Signal Support Program Continue funding and resolution authority for five positions consisting of one Street Lighting Engineer, one Street Lighting Engineering Associate (SLEA) III, two SLEA IIs, and one Civil Engineering Drafting Technician for traffic signal support, including the installation of new signals and signal modifications. Funding is provided by the Proposition C Anti-Gridlock Transit Improvement Fund. Related costs consist of employee benefits. <i>SG: \$542,268</i> <i>Related Costs: \$266,200</i>	542,268	-	808,468
16. Streetlight Fortification Against Copper Wire Theft Continue funding and resolution authority for 11 positions consisting of one Street Lighting Electrician Supervisor, two Street Lighting Electricians, two Assistant Street Lighting Electricians, one Cement Finisher, one Cement Finisher Worker, two Electrical Craft Helpers, one Mechanical Helper, and one Welder to strengthen street lighting access points against copper wire and power theft. Continue one-time funding in the Overtime General (\$1,000,000), Operating Supplies (\$537,100), and Street Lighting Improvements and Supplies (\$2,000,000) accounts. Partial funding is provided by the Street Lighting Maintenance Assessment Fund (\$4,004,659). Related costs consist of employee benefits. <i>SG: \$912,521 SOT: \$1,000,000 EX: \$537,100</i> <i>SP: \$2,000,000</i> <i>Related Costs: \$487,867</i>	4,449,621	-	4,937,488

Design and Construction

Program Changes	Direct Cost	Positions	Total Cost
Changes in Salaries, Expense, Equipment, and Special			
Continuation of Services			
17. Smart City and Street Lighting Technology Initiatives Continue funding and resolution authority for four positions consisting of one Street Lighting Engineer, one Street Lighting Engineering Associate (SLEA) III, and two SLEA IIs to support street lighting technology initiatives. Continue one-time funding in the Hiring Hall Salaries (\$374,610), Benefits Hiring Hall (\$255,731), and the Street Lighting Improvements and Supplies (\$1,500,000) accounts to support this program. Funding is provided by the Street Lighting Maintenance Assessment Fund. Related costs consist of employee benefits. <i>SG: \$469,470 SHH: \$374,610 SHHFB: \$255,731</i> <i>SP: \$1,500,000</i> <i>Related Costs: \$225,389</i>	2,599,811	-	2,825,200
18. Vision Zero Continue funding and resolution authority for seven positions consisting of four Street Lighting Electricians and three Electrical Craft Helpers to provide design, coordination, and construction engineering services for various street lighting projects to implement the Vision Zero Program. Funding is provided by the Measure R Local Return Fund (\$489,943) and the Measure M Local Return Fund (\$281,395). See related Bureaus of Engineering and Street Services and Department of Transportation items. Related costs consist of employee benefits. <i>SG: \$628,938 EX: \$142,400</i> <i>Related Costs: \$327,279</i>	771,338	-	1,098,617
19. LAWA Landside Access Modernization Program Continue funding and resolution authority for one Street Lighting Engineer to support the Los Angeles World Airports (LAWA) Landside Access Modernization Program. Funding is provided by the Street Lighting Maintenance Assessment Fund and is fully reimbursed by the Department of Airports and permitting fees. Related costs consist of employee benefits. <i>SG: \$136,637</i> <i>Related Costs: \$63,065</i>	136,637	-	199,702
20. Utility Lighting Requests Continue funding and resolution authority for one Street Lighting Engineering Associate II to respond to requests for streetlights on utility poles from the Department of Water and Power (DWP). Funding is provided by the Street Lighting Maintenance Assessment Fund and fully reimbursed by DWP. Related costs consist of employee benefits. <i>SG: \$104,529</i> <i>Related Costs: \$51,872</i>	104,529	-	156,401

Design and Construction

Program Changes	Direct Cost	Positions	Total Cost
Changes in Salaries, Expense, Equipment, and Special			
Continuation of Services			
21. Budget, Finance and Innovation Report Item No. 71 The Council modified the Mayor's Proposed Budget by adding funding and continuing resolution authority for two Street Lighting Engineering Associate IIs to support the Crosswalk Upgrade Program. Related costs consist of employee benefits. <i>SG: \$221,460</i> <i>Related Costs: \$108,067</i>	221,460	-	329,527
22. Budget, Finance and Innovation Report Item No. 72 The Council modified the Mayor's Proposed Budget by adding one-time funding in the Hiring Hall Salaries (\$747,026), Benefits Hiring Hall (\$463,821), and Operating Supplies (\$126,300) accounts to support the High Voltage Conversion Program. <i>SHH: \$747,026 SHHFB: \$463,821 EX: \$126,300</i>	1,337,147	-	1,337,147
Increased Services			
23. Streetlight Fortification Increased Support Add nine-months funding and resolution authority for 13 positions consisting of one Street Lighting Engineering Associate II, one Street Lighting Construction and Maintenance Superintendent I, one Street Lighting Electrician Supervisor, three Street Lighting Electricians, one Assistant Street Lighting Electrician, two Electrical Craft Helpers, two Welders, one Cement Finisher, and one Cement Finisher Worker to fortify streetlights against copper wire and power theft. Partial funding is provided by the Street Lighting Maintenance Assessment Fund (\$824,047). Related costs consist of employee benefits. <i>SG: \$915,607</i> <i>Related Costs: \$519,810</i>	915,607	-	1,435,417
24. Co-Location Small Cell Communication Enhancement Add funding and resolution authority for four positions consisting of one Management Analyst, one Street Lighting Electrician Supervisor, one Storekeeper II, and one Cement Finisher to install small cell communication equipment on street lights. Funding is provided by the Street Lighting Maintenance Assessment Fund and costs will be fully reimbursed by the telecommunication companies. Related costs consist of employee benefits. <i>SG: \$354,969</i> <i>Related Costs: \$185,474</i>	354,969	-	540,443

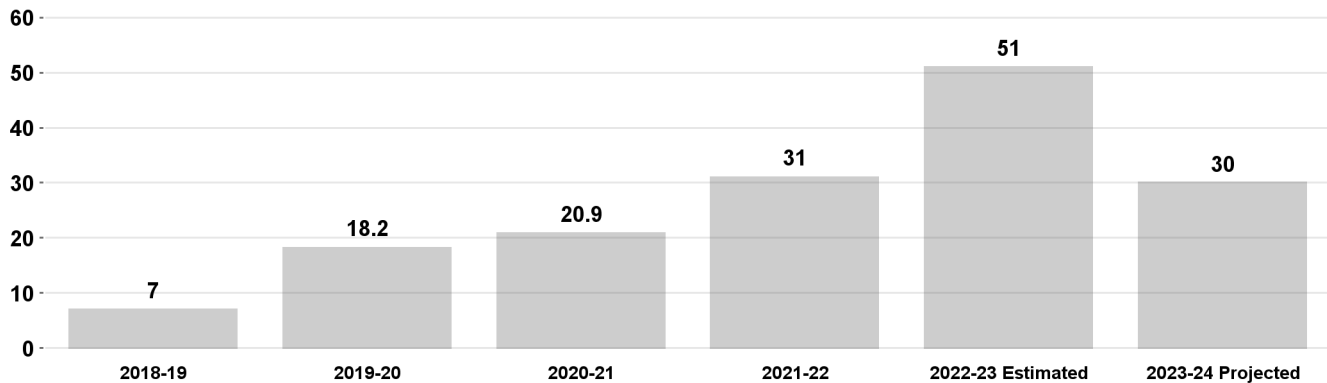
Design and Construction

Program Changes	Direct Cost	Positions	Total Cost
Changes in Salaries, Expense, Equipment, and Special			
New Services			
25. Community Lighting Master Plan Add one-time funding in the Contractual Services Account for consultant services to develop a Community Lighting Master Plan. Funding is provided by the Street Lighting Maintenance Assessment Fund. <i>EX: \$150,000</i>	150,000	-	150,000
26. Fiber Optics Installation Program Add nine-months funding and resolution authority for nine positions consisting of one Civil Engineering Drafting Technician, one Street Lighting Electrician Supervisor, one Maintenance and Construction Helper, one Street Lighting Electrician, two Electrical Craft Helpers, and three Street Lighting Engineering Associate II, subject to pay grade determination by the City Administrative Officer, Employee Relations Division, to install fiber optics. Funding is provided by the Street Lighting Maintenance Assessment Fund. Related costs consist of employee benefits. <i>SG: \$599,825</i> <i>Related Costs: \$347,996</i>	599,825	-	947,821
TOTAL Design and Construction	5,053,501	(1)	
2022-23 Program Budget	25,939,747	78	
Changes in Salaries, Expense, Equipment, and Special	5,053,501	(1)	
2023-24 PROGRAM BUDGET	30,993,248	77	

System Operation, Maintenance, and Repair

This program is responsible for the maintenance, repair, and operation of more than 210,000 streetlights in the City of Los Angeles, providing construction support for various street lighting projects, overseeing fleet coordination and warehouse activities, and coordinating with engineering for testing and equipment evaluations. This program ensures that street lights are effectively lighting roads to enhance public safety.

Single Streetlight Outage Response Time (in working days)



Program Changes	Direct Cost	Positions	Total Cost
-----------------	-------------	-----------	------------

Changes in Salaries, Expense, Equipment, and Special

Apportionment of Changes Applicable to Various Programs	(10,415,398)	-	(11,986,992)
--	--------------	---	--------------

Related costs consist of employee benefits.

SG: (\$2,584,529) SHH: (\$670,172) SHHFB: (\$438,297)

SOT: (\$2,200,000) EX: (\$1,092,400) SP: (\$3,430,000)

Related Costs: (\$1,571,594)

Continuation of Services

27. Copper Wire Theft Replacement Program	6,204,641	-	7,502,102
--	-----------	---	-----------

Continue funding and resolution authority for 29 positions consisting of one Street Lighting Engineer, one Street Lighting Engineering Associate II, one Management Analyst, one Street Lighting Electrician Supervisor, seven Street Lighting Electricians, four Assistant Street Lighting Electricians, seven Electrical Craft Helpers, two Welders, three Mechanical Helpers, and two Cement Finisher Workers to support the replacement of copper wire stolen from streetlights and street lighting facilities. Continue one-time funding in the Hiring Hall Salaries (\$350,877), Hiring Hall Benefits (\$226,412), Overtime General (\$1,200,000), Contractual Services (\$361,700), Operating Supplies (\$377,600), and Street Lighting Improvement and Supplies (\$1,250,000) accounts. Partial funding is provided by the Street Lighting Maintenance Assessment Fund (\$1,023,769) and the Special Gas Tax Improvement Fund (\$4,560,408). Related costs consist of employee benefits.

SG: \$2,438,052 SHH: \$350,877 SHHFB: \$226,412

SOT: \$1,200,000 EX: \$739,300 SP: \$1,250,000

Related Costs: \$1,297,461

System Operation, Maintenance, and Repair

Program Changes	Direct Cost	Positions	Total Cost
Changes in Salaries, Expense, Equipment, and Special			
Continuation of Services			
28. Street Lighting Maintenance Support Continue funding and resolution authority for eight positions consisting of one Senior Painter, one Painter, two Street Lighting Electricians, and four Maintenance Laborers to provide maintenance support. Continue one-time funding in the Hiring Hall Salaries (\$221,652) and Hiring Hall Benefits (\$93,499) accounts. Funding is provided by the Street Lighting Maintenance Assessment Fund. Related costs consist of employee benefits. <i>SG: \$605,440 SHH: \$221,652 SHHFB: \$93,499</i> <i>Related Costs: \$334,520</i>	920,591	-	1,255,111
29. Fleet Leasing Continue one-time funding in the Operating Supplies Account for the lease and maintenance of six vehicles and maintenance equipment to support field operations. Funding is provided by the Street Lighting Maintenance Assessment Fund. <i>EX: \$180,217</i>	180,217	-	180,217
30. Underground Substructure Locate and Mark Continue one-time funding in the Hiring Hall Salaries (\$160,571), Hiring Hall Benefits (\$127,168), and Operating Supplies (\$71,800) accounts to support the Locate and Mark Program. This program responds to requests from excavators to mark the location of underground substructures prior to digging. Funding is provided by the Street Lighting Maintenance Assessment Fund. <i>SHH: \$160,571 SHHFB: \$127,168 EX: \$71,800</i>	359,539	-	359,539
31. Maintenance and Repair Section Support Add funding and continue resolution authority for five positions consisting of two Maintenance Laborers, one Administrative Clerk, one Accounting Clerk, and one Warehouse and Toolroom Worker I to provide support to the Maintenance and Repair Section. These positions were approved during 2022-23 (C.F. 22-1592). Funding is provided by the Street Lighting Maintenance Assessment Fund. Related costs consist of employee benefits. <i>SG: \$286,917</i> <i>Related Costs: \$177,184</i>	286,917	-	464,101

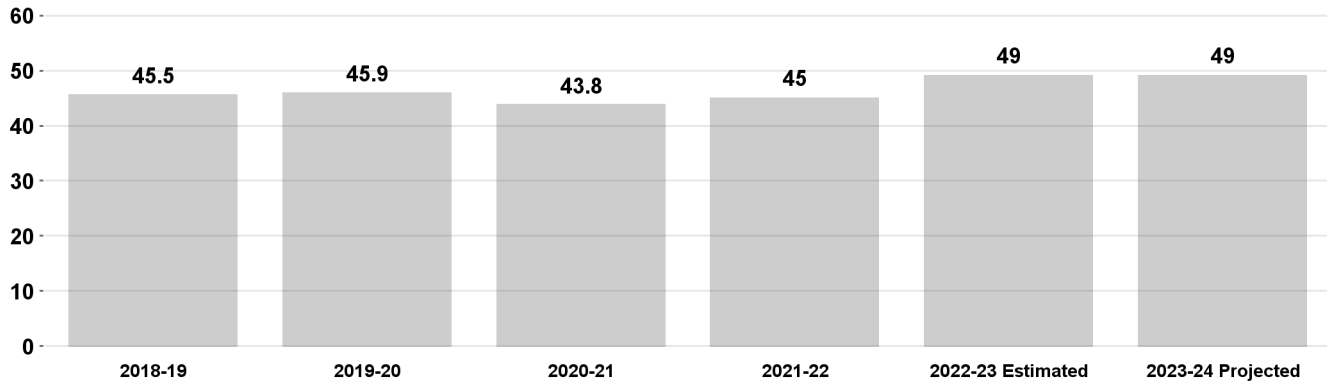
System Operation, Maintenance, and Repair

Program Changes	Direct Cost	Positions	Total Cost
Changes in Salaries, Expense, Equipment, and Special			
Increased Services			
32. Fleet Leasing Additional Equipment Add one-time funding in the Operating Supplies Account for the lease and maintenance of seven vehicles and maintenance equipment to support field operations. Funding is provided by the Street Lighting Maintenance Assessment Fund. <i>EX: \$265,307</i>	265,307	-	265,307
33. Copper Wire Theft Replacement Program Enhancement Add nine-months funding and resolution authority for 11 positions consisting of one Street Lighting Electrician Supervisor, one Street Lighting Engineering Associate II, three Street Lighting Electricians, one Assistant Street Lighting Electricians, two Electrical Craft Helpers, one Cement Finisher Worker, one Welder, and one Welder Supervisor to support the replacement of copper wire stolen from streetlights and street lighting facilities. Continue one-time funding in the Operating Supplies (\$23,900) and Street Lighting Improvement and Supplies (\$417,000) accounts. Partial funding is provided by the Special Gas Tax Improvement Fund (\$1,082,034). Related costs consist of employee benefits. <i>SG: \$761,360 EX: \$23,900 SP: \$417,000</i> <i>Related Costs: \$435,173</i>	1,202,260	-	1,637,433
TOTAL System Operation, Maintenance, and Repair	(995,926)	-	
2022-23 Program Budget	21,308,239	100	
Changes in Salaries, Expense, Equipment, and Special	(995,926)	-	
2023-24 PROGRAM BUDGET	20,312,313	100	

Street Lighting Assessment

This program is responsible for coordinating and processing street lighting maintenance assessments for over 550,000 parcels, preparing ordinances, ballots, and mapping to create new assessment districts on an annual basis. Assessments provide funding needed to install, power, and maintain street lights to ensure safe communities and livable neighborhoods.

Street Lighting Maintenance Assessment Fund Revenue (in millions)



	Program Changes	Direct Cost	Positions	Total Cost
Changes in Salaries, Expense, Equipment, and Special				
Apportionment of Changes Applicable to Various Programs		(3,577)	-	(19,932)
Related costs consist of employee benefits.				
SG: (\$3,577)				
Related Costs: (\$16,355)				
Continuation of Services				
34. Street Lighting Assessment Staffing		104,529	-	156,401
Continue funding and resolution authority for one Street Lighting Engineering Associate II to support the Street Lighting Assessment program. Funding is provided by the Street Lighting Maintenance Assessment Fund. Related costs consist of employee benefits.				
SG: \$104,529				
Related Costs: \$51,872				
TOTAL Street Lighting Assessment		100,952	-	
2022-23 Program Budget		859,323	8	
Changes in Salaries, Expense, Equipment, and Special		100,952	-	
2023-24 PROGRAM BUDGET		960,275	8	

General Administration and Support

This program provides executive, technical, and administrative support. General administrative support includes budget preparation, finance and accounting, and clerical support. Technical program support includes information technology support for all engineering and field operations, maintenance of the street lighting mapping system, asset maintenance system, outage applications, and as-built street lighting projects.

Program Changes	Direct Cost	Positions	Total Cost
Changes in Salaries, Expense, Equipment, and Special			
Apportionment of Changes Applicable to Various Programs Related costs consist of employee benefits. <i>SG: (\$194,418) EX: (\$250,000)</i> <i>Related Costs: (\$127,383)</i>	(444,418)	-	(571,801)
Continuation of Services			
35. Digital Inclusion Staffing Continue funding and resolution authority for two positions consisting of one Senior Management Analyst II and one Management Analyst to develop and implement digital inclusion projects. Add one-time funding in the Contractual Services Account. Partial funding is provided by the Street Lighting Maintenance Assessment Fund (\$345,327). Related costs consist of employee benefits. <i>SG: \$243,727 EX: \$250,000</i> <i>Related Costs: \$115,829</i>	493,727	-	609,556
36. Computer Systems Support Continue funding and add regular authority for one Senior Systems Analyst II to manage in-house computer systems. Funding is provided by the Street Lighting Maintenance Assessment Fund. Related costs consist of employee benefits. <i>SG: \$152,876</i> <i>Related Costs: \$68,726</i>	152,876	1	221,602
37. Cyber Security Support Continue funding and resolution authority for one Systems Programmer II to evaluate and manage information technology and security policies. Funding is provided by the Street Lighting Maintenance Assessment Fund. Related costs consist of employee benefits. <i>SG: \$128,593</i> <i>Related Costs: \$60,261</i>	128,593	-	188,854

General Administration and Support

Program Changes	Direct Cost	Positions	Total Cost
Changes in Salaries, Expense, Equipment, and Special			
Increased Services			
38. Grants and Legislative Support Add nine-months funding and resolution authority for one Principal Project Coordinator to provide grant administration and legislative support. Funding is provided by the Street Lighting Maintenance Assessment Fund. Related costs consist of employee benefits. <i>SG: \$98,544</i> <i>Related Costs: \$49,785</i>	98,544	-	148,329
39. Administrative Support Add nine-months funding and resolution authority for one Principal Clerk to provide administrative support. Funding is provided by the Street Lighting Maintenance Assessment Fund. Related costs consist of employee benefits. <i>SG: \$52,524</i> <i>Related Costs: \$33,743</i>	52,524	-	86,267
Transfer of Services			
40. Mobile Worker Program Transfer funding from the Information Technology Agency to the Office and Administrative Account for mobile phone usage costs. The Department has fully transitioned from traditional desk phones, which were funded by the Information Technology Agency, to mobile phones through the Mobile Worker Program and will pay for departmental mobile phone costs on an ongoing basis. See related Bureau of Engineering, Bureau of Sanitation, Cannabis Regulation, City Attorney, Community Investment for Families, Housing, Information Technology, Neighborhood Empowerment, Personnel, and Transportation items. <i>EX: \$4,650</i>	4,650	-	4,650
TOTAL General Administration and Support	486,496	1	
2022-23 Program Budget	3,959,573	28	
Changes in Salaries, Expense, Equipment, and Special	486,496	1	
2023-24 PROGRAM BUDGET	4,446,069	29	

**BUREAU OF STREET LIGHTING
DETAIL OF CONTRACTUAL SERVICES ACCOUNT**

2021-22 Actual Expenditures	2022-23 Adopted Budget	2022-23 Estimated Expenditures	Program/Code/Description	2023-24 Contract Amount
Design and Construction - AJ8401				
\$ -	\$ -	\$ -	1. Community Lighting Master Plan.....	\$ 150,000
1,100	5,000	5,000	2. Copier rental.....	5,000
1,005,400	1,500	1,000	3. Miscellaneous.....	1,500
<u>\$ 1,006,500</u>	<u>\$ 6,500</u>	<u>\$ 6,000</u>	Design and Construction Total	<u>\$ 156,500</u>
System Operation, Maintenance, and Repair - AJ8402				
\$ 9,380	\$ 5,000	\$ 5,000	4. Ice maker (Raymer Street Yard).....	\$ 5,000
107,280	55,000	55,000	5. Safe digging alert services.....	55,000
160,567	172,000	172,000	6. Security services.....	172,000
-	43,000	43,000	7. Locate and mark	43,000
3,773	5,000	5,000	8. Copier rental.....	5,000
-	1,000	1,000	9. Miscellaneous.....	190,700
-	703,700	703,000	10. Copper wire theft abatement equipment rental.....	-
<u>\$ 281,000</u>	<u>\$ 984,700</u>	<u>\$ 984,000</u>	System Operation, Maintenance, and Repair Total	<u>\$ 470,700</u>
Street Lighting Assessment - AJ8403				
\$ 1,000	\$ 1,000	\$ 1,000	11. Copier rental.....	\$ 1,000
11,000	11,000	11,000	12. Miscellaneous.....	11,000
400	400	-	13. Microfiche services (County Assessment Maps).....	400
<u>\$ 12,400</u>	<u>\$ 12,400</u>	<u>\$ 12,000</u>	Street Lighting Assessment Total	<u>\$ 12,400</u>
General Administration and Support - AJ8450				
\$ 4,000	\$ 4,000	\$ 4,000	14. Copier rental.....	\$ 4,000
4,500	254,500	254,000	15. Miscellaneous.....	254,500
<u>\$ 8,500</u>	<u>\$ 258,500</u>	<u>\$ 258,000</u>	General Administration and Support Total	<u>\$ 258,500</u>
<u>\$ 1,308,400</u>	<u>\$ 1,262,100</u>	<u>\$ 1,260,000</u>	TOTAL CONTRACTUAL SERVICES ACCOUNT	<u>\$ 898,100</u>

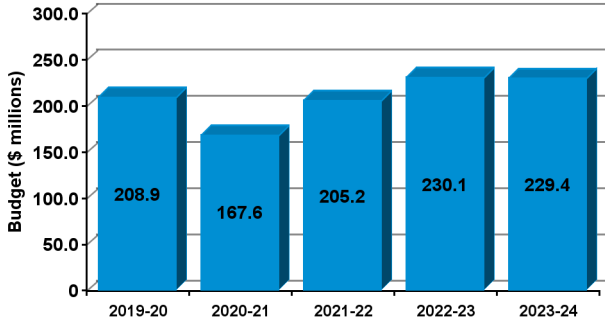
THIS PAGE INTENTIONALLY LEFT BLANK

BUREAU OF STREET SERVICES

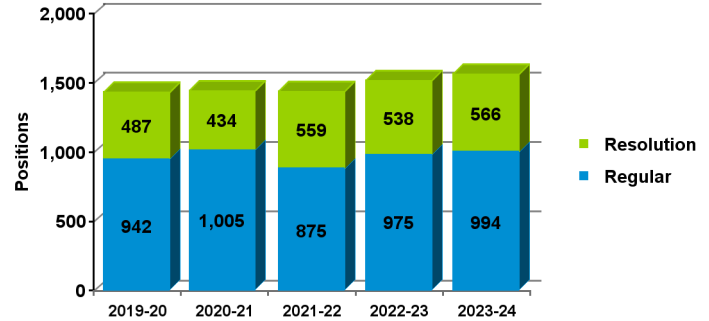
2023-24 Adopted Budget

FIVE-YEAR HISTORY OF BUDGET AND POSITION AUTHORITIES

FIVE-YEAR BUDGET HISTORY



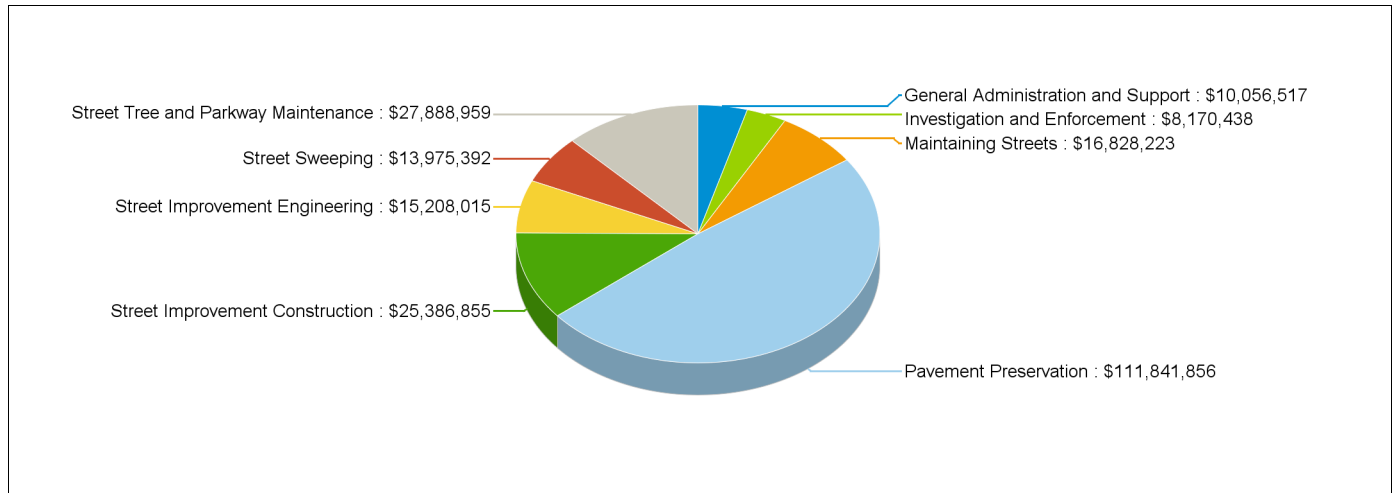
FIVE-YEAR POSITION AUTHORITY HISTORY



SUMMARY OF 2023-24 ADOPTED BUDGET CHANGES

	Total Budget			General Fund				Special Fund			
		Regular	Resolution		Regular	Resolution		Regular	Resolution		
2022-23 Adopted	\$230,090,288	975	538	\$57,768,219 25.1%	348	274	\$172,322,069 74.9%	627	264		
2023-24 Adopted	\$229,356,255	994	566	\$56,912,690 24.8%	367	293	\$172,443,565 75.2%	627	273		
Change from Prior Year	(\$734,033)	19	28	(\$855,529)	19	19	\$121,496	-	9		

2023-24 FUNDING DISTRIBUTION BY PROGRAM



MAIN BUDGET ITEMS

	Funding	Positions
* Failed Street Reconstruction	\$13,581,676	-
* Citywide Sidewalk and Park Vending and Outreach	\$2,613,881	-
* Motor Sweeping on Commercial Corridors	\$1,774,388	-
* Tree Trimming Crews	\$2,373,410	-
* Asset Management and Advanced Planning	\$1,633,196	-

Recapitulation of Changes

	Adopted Budget 2022-23	Total Budget Changes	Total Budget 2023-24
EXPENDITURES AND APPROPRIATIONS			
Salaries			
Salaries General	115,049,918	8,693,656	123,743,574
Overtime General	12,894,695	(2,721,102)	10,173,593
Hiring Hall Salaries	1,485,296	-	1,485,296
Benefits Hiring Hall	664,232	-	664,232
Total Salaries	130,094,141	5,972,554	136,066,695
Expense			
Printing and Binding	128,472	2,875	131,347
Construction Expense	58,990,086	(5,009,473)	53,980,613
Contractual Services	25,194,811	(1,723,845)	23,470,966
Field Equipment Expense	779,794	1,000	780,794
Transportation	436,244	23,775	460,019
Utilities Expense Private Company	838,751	-	838,751
Uniforms	308,330	35,665	343,995
Office and Administrative	1,661,499	(9,775)	1,651,724
Operating Supplies	11,281,090	(26,809)	11,254,281
Total Expense	99,619,077	(6,706,587)	92,912,490
Equipment			
Other Operating Equipment	377,070	-	377,070
Total Equipment	377,070	-	377,070
Total Bureau of Street Services	230,090,288	(734,033)	229,356,255

Recapitulation of Changes

	Adopted Budget 2022-23	Total Budget Changes	Total Budget 2023-24
SOURCES OF FUNDS			
General Fund	57,768,219	(855,529)	56,912,690
Special Gas Tax Improvement Fund (Sch. 5)	66,339,680	(4,132,510)	62,207,170
Stormwater Pollution Abatement Fund (Sch. 7)	5,711,829	208,912	5,920,741
Proposition A Local Transit Assistance Fund (Sch. 26)	2,319,174	84,533	2,403,707
Proposition C Anti-Gridlock Transit Fund (Sch. 27)	14,437,402	297,908	14,735,310
Sidewalk and Park Vending Trust Fund (Sch. 29)	200,000	(50,000)	150,000
Street Damage Restoration Fee Fund (Sch. 47)	41,062,156	659,319	41,721,475
Measure R Local Return Fund (Sch. 49)	23,696,033	538,626	24,234,659
Sidewalk Repair Fund (Sch. 51)	8,494,815	243,217	8,738,032
Measure M Local Return Fund (Sch. 52)	10,060,980	2,271,491	12,332,471
Total Funds	230,090,288	(734,033)	229,356,255
Percentage Change			(0.32)%
Positions	975	19	994

Changes Applicable to Various Programs

The following changes involve two or more budgetary programs. These changes are explained below and apportioned as single entries in the affected programs. Single-program changes are shown only in the programs involved.

Program Changes	Direct Cost	Positions	Total Cost
Changes in Salaries, Expense, Equipment, and Special			
Obligatory Changes			
1. 2022-23 Employee Compensation Adjustment Related costs consist of employee benefits. <i>SG: \$2,408,152</i> <i>Related Costs: \$839,363</i>	2,408,152	-	3,247,515
2. 2023-24 Employee Compensation Adjustment Related costs consist of employee benefits. <i>SG: \$4,074,316</i> <i>Related Costs: \$119,971</i>	4,074,316	-	4,194,287
3. Change in Number of Working Days Reduce funding to reflect one fewer working day. There will be 260 working days in 2023-24. Related costs consist of employee benefits. <i>SG: (\$322,776)</i> <i>Related Costs: (\$112,358)</i>	(322,776)	-	(435,134)
4. Full Funding for Partially Financed Positions Related costs consist of employee benefits. <i>SG: \$1,052,632</i> <i>Related Costs: \$366,421</i>	1,052,632	-	1,419,053
5. Salary Step and Turnover Effect Related costs consist of employee benefits. <i>SG: \$37,987</i> <i>Related Costs: \$13,224</i>	37,987	-	51,211
Deletion of One-Time Services			
6. Deletion of One-Time Expense Funding Delete one-time Overtime General and expense funding. <i>SOT: (\$8,352,661) EX: (\$22,446,672)</i>	(30,799,333)	-	(30,799,333)
7. Deletion of Funding for Resolution Authorities Delete funding for 538 resolution authority positions. An additional 8 positions were approved during 2022-23. Resolution authorities are reviewed annually and continued only if sufficient funding is available to maintain the current service level. Related costs consist of employee benefits. 20 positions are continued as regular positions: Dead Tree and Stump Removal (14 positions) Root Pruning (Two positions) Pre-Development and Permit Review (One position) Landscape Development Services (Three positions)	(34,423,471)	-	(52,474,652)

Program Changes**Direct Cost Positions Total Cost****Changes in Salaries, Expense, Equipment, and Special****Deletion of One-Time Services**

509 positions are continued:

Transportation Grant Annual Work Program (130 positions)
 Former Complete Streets Program - Street Reconstruction and Trees (44 positions)
 Failed Streets Reconstruction (28 positions)
 Great Streets Initiative (12 positions)
 Citywide Sidewalk and Park Vending and Outreach (24 positions)
 Hollywood Blvd Enforcement and First Amendment (Five positions)
 Motor Sweeping on Commercial Corridors (24 positions)
 Vision Zero Bicycle Lane Inspection (Six positions)
 Tree Trimming Crews (16 positions)
 Tree Planting Crews (18 positions)
 Tree Watering Crews (20 positions)
 Revised Protected Tree Ordinance and CEQA Support (Three positions)
 Asphalt Plant Maintenance Crew (Four positions)
 Vision Zero Concrete Construction (Nine positions)
 Former Complete Streets Program - Sidewalks (54 positions)
 Construction Capacity for Capital Projects (42 positions)
 Implementation of Bikeways and Pedestrian Facilities (Five positions)
 Metro Annual Work Program (11 positions)
 LAWA Landside Access Modernization Program (Two positions)
 State Route 710 Mobility Improvement Projects (Two positions)
 Urban Transit Amenities (Formerly STAP) (Three positions)
 Roadway Infrastructure Survey (One position)
 Public Way Reservation System (One position)
 Crosswalk Upgrade Program (One position)
 Asset Management and Advanced Planning (Eight positions)
 Grant Support (14 positions)
 Active Transportation Program (10 positions)
 Street Maintenance Technology Program Administrator (One position)
 Risk and Liability Mitigation Program (11 positions)

Nine positions are not continued:

Asphalt Plant Maintenance Crew (Three positions)
 Construction Capacity for Capital Projects (Four positions)
 Central Avenue Office (One position)
 Skid Row Hydration Station Maintenance (One position)

Eight positions approved during 2022-23 are continued:

Tree Trimming Crews (8 positions)

SG: (\$34,423,471)

Related Costs: (\$18,051,181)

Bureau of Street Services

Program Changes	Direct Cost	Positions	Total Cost
Changes in Salaries, Expense, Equipment, and Special			
Deletion of One-Time Services			
8. Deletion of One-Time Salary Funding Delete one-time Salaries General funding. SG: (\$1,536,622)	(1,536,622)	-	(1,536,622)
Continuation of Services			
9. Transportation Grant Annual Work Program Continue funding and resolution authority for 130 positions consisting of five Tree Surgeon Supervisor Is, one Tree Surgeon Supervisor II, two Tree Surgeons, three Tree Surgeon Assistants, one Senior Gardener, 10 Gardener Caretakers, one Park Maintenance Supervisor, three Plumbers, 10 Maintenance and Construction Helpers, seven Carpenters, five Cement Finisher Workers, 26 Cement Finishers, seven Equipment Operators, four Heavy Duty Truck Operators, two Street Services Superintendent Is, one Street Services Superintendent II, six Street Services Supervisor IIs, two Graphics Designer IIs, one Senior Civil Engineering Drafting Technician, one Senior Civil Engineer, two Civil Engineers, 10 Civil Engineering Associate IIIs, one Transportation Engineer, two Landscape Architect Is, one Landscape Architect II, seven Landscape Architectural Associate IIIs, one Senior Management Analyst I, one Senior Management Analyst II, five Management Analysts, one Senior Systems Analyst I, and one Light Equipment Operator to design and construct various street improvement projects as part of the Transportation Grant Annual Work Program. Continue one-time funding in the Overtime General (\$514,650), Printing and Binding (\$18,000), Field Equipment Expense (\$98,700), Uniforms (\$27,499), Office and Administrative (\$93,000), and Operating Supplies (\$63,000) accounts to design and construct various street improvement projects. Front funding is provided by the Proposition C Anti-Gridlock Transit Fund and will be reimbursed through grant receipts received through the Transportation Grant Annual Work Program. See related Bureaus of Engineering, Contract Administration, and Street Lighting items. Related costs consist of employee benefits. SG: \$11,622,001 SOT: \$514,650 EX: \$300,199 Related Costs: \$6,057,713	12,436,850	-	18,494,563

Program Changes	Direct Cost	Positions	Total Cost
Changes in Salaries, Expense, Equipment, and Special			
Continuation of Services			
<p>10. Former Complete Streets Program - St. Recon. & Trees</p> <p>Continue funding and resolution authority for 44 positions consisting of three Street Services Supervisor IIs, two Field Engineering Aides, four Street Services Worker IIs, four Street Services Worker Is, two Motor Sweeper Operators, three Heavy Duty Truck Operators, two Truck Operators, seven Equipment Operators, four Maintenance and Construction Helpers, two Maintenance Laborers, one Geographic Information Systems Specialist, one Systems Analyst, one Tree Surgeon Supervisor I, three Tree Surgeons, one Street Services Superintendent II, three Cement Finishers, and one Carpenter. As the Complete Streets program comes to a close, these positions will finish street reconstruction and related services for the existing Complete Streets Program project. Once completed, these positions will be dedicated to the maintenance backlog of street reconstruction and tree-related services in underserved communities. Funding is provided by the Measure M Local Return Fund. See related Department of Transportation and Bureaus of Contract Administration and Engineering items. Related costs consist of employee benefits.</p> <p><i>SG: \$3,448,161</i> <i>Related Costs: \$1,881,079</i></p>	3,448,161	-	5,329,240
<p>11. Failed Street Reconstruction</p> <p>Continue funding and resolution authority for 28 positions consisting of two Street Services Superintendent IIs, two Street Services Supervisor IIs, two Street Services Worker IIs, two Carpenters, two Cement Finishers, four Equipment Operators, two Truck Operators, two Heavy Duty Truck Operators, two Motor Sweeper Operators, two Street Services Worker Is, two Field Engineering Aides, two Maintenance and Construction Helpers, and two Maintenance Laborers to operate two Failed Streets Reconstruction crews. Continue one-time funding in the Overtime General (\$3,532,059), Printing and Binding (\$5,600), Construction Expense (\$6,000,000), Contractual Services (\$1,235,866), Uniforms (\$45,000), Office and Administrative (\$24,400), and Operating Supplies (\$424,666) accounts. Funding is provided by Street Damage Restoration Fee Fund (\$9,781,770) and the Measure M Local Return Fund (\$3,799,906). See related Bureau of Engineering, Departments of Transportation and General Services items. Related costs consist of employee benefits.</p> <p><i>SG: \$2,314,085 SOT: \$3,532,059 EX: \$7,735,532</i> <i>Related Costs: \$1,238,814</i></p>	13,581,676	-	14,820,490

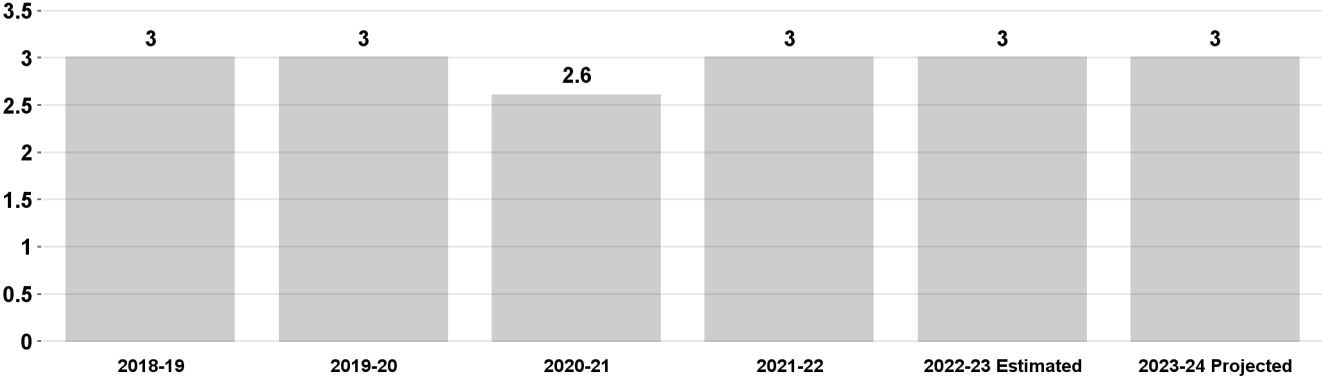
Bureau of Street Services

Program Changes	Direct Cost	Positions	Total Cost
Changes in Salaries, Expense, Equipment, and Special			
Continuation of Services			
12. Former Great Streets Initiative Continue funding and resolution authority for 12 positions consisting of one Street Services Investigator, one Motor Sweeper Operator, one carpenter, three Cement Finishers, one Cement Finisher Worker, two Equipment Operators, one Heavy Duty Truck Operator, and two Maintenance and Construction Helpers to perform street-scape and other improvement projects for the remaining active corridor projects. Once completed, these resources will be dedicated to addressing the maintenance backlog for streetscape and other improvement projects in underserved communities. Continue one-time funding in Overtime General (\$326,076), Construction Expense (\$112,200), Contractual Services (\$90,828), and Transportation (\$6,000) accounts. Tree trimming will be provided in Great Streets Corridors through contracts. Funding is provided by the Measure R Local Return Fund. See related Bureau of Engineering and Departments of Transportation items. Related costs consist of employee benefits. <i>SG: \$954,484 SOT: \$326,076 EX: \$209,028</i> <i>Related Costs: \$517,928</i>	1,489,588	-	2,007,516
Efficiencies to Services			
13. One-Time Salary Reduction Reduce funding in the Salaries General Account on a one-time basis to reflect savings generated by positions filled in lieu, anticipated hiring plans, and attrition. Related costs consist of employee benefits. <i>SG: (\$1,600,000)</i> <i>Related Costs: (\$556,960)</i>	(1,600,000)	-	(2,156,960)
Other Changes or Adjustments			
14. Motor Sweeping Management Upgrade one Street Services Superintendent I to one Street Services Superintendent II to oversee the development and implementation of the Route Optimization Implementation Plan and the Street Sweeping Route Optimization Study. The incremental salary cost will be absorbed by the Department.	-	-	-
TOTAL CHANGES APPLICABLE TO VARIOUS PROGRAMS	(30,152,840)	-	-

Investigation and Enforcement

This program enforces various codes, statutes, and ordinances concerning the use of public streets, parkways, and sidewalks for safety, health, and welfare of the public.

Average Number of Days to Inspect Obstruction Requests



Program Changes	Direct Cost	Positions	Total Cost
Changes in Salaries, Expense, Equipment, and Special			
Apportionment of Changes Applicable to Various Programs	(3,188,278)	-	(4,549,404)
Related costs consist of employee benefits.			
<i>SG: (\$2,663,947) SOT: (\$95,000) EX: (\$429,331)</i>			
<i>Related Costs: (\$1,361,126)</i>			

Investigation and Enforcement

Program Changes	Direct Cost	Positions	Total Cost
Changes in Salaries, Expense, Equipment, and Special			
Continuation of Services			
15. Citywide Sidewalk and Park Vending and Outreach Continue funding and resolution authority for 24 positions consisting of one Chief Street Services Investigator I, two Senior Street Services Investigator IIs, one Senior Street Services Investigator I, 17 Street Services Investigators, one Management Analyst, and two Senior Administrative Clerks to support the Citywide Sidewalk Vending Program. Continue one-time funding in the Overtime General (\$80,000), Printing and Binding (\$1,400), Contractual Services (\$50,000), Transportation (\$34,000), and Office and Administrative (\$18,000) accounts. Partial funding is provided by the Sidewalk and Park Vending Trust Fund (\$150,000). Related costs consist of employee benefits. <i>SG: \$2,430,481 SOT: \$80,000 EX: \$103,400</i> <i>Related Costs: \$1,219,330</i>	2,613,881	-	3,833,211
16. Hollywood Blvd Enforcement and First Amendment Continue funding and resolution authority for five positions consisting of one Senior Street Services Investigator II and four Street Services Investigators to provide enforcement services and to perform First Amendment permitting functions in the Hollywood Boulevard Bulky Item Enforcement Zone. Continue one-time funding in the Overtime General (\$15,000), Transportation (\$4,931), and Office and Administrative (\$15,000) accounts. Related costs consist of employee benefits. <i>SG: \$509,013 SOT: \$15,000 EX: \$19,931</i> <i>Related Costs: \$254,607</i>	543,944	-	798,551
New Services			
17. Aging Asset Removal Program Add nine-months funding and resolution authority for four positions consisting of one Cement Finisher and three Street Services Workers Is, subject to pay grade determination by the Office of the City Administrative Officer, Employee Relations Division, to remove aged and unnecessary street furniture. Add one-time funding in the Overtime General (\$33,600), Printing and Binding (\$800), Contractual Services (\$46,800), Transportation (\$6,900), Office and Administrative (\$5,700), and Operating Supplies (\$8,000) accounts. Related costs consist of employee benefits. <i>SG: \$175,664 SOT: \$33,600 EX: \$68,200</i> <i>Related Costs: \$122,968</i>	277,464	-	400,432

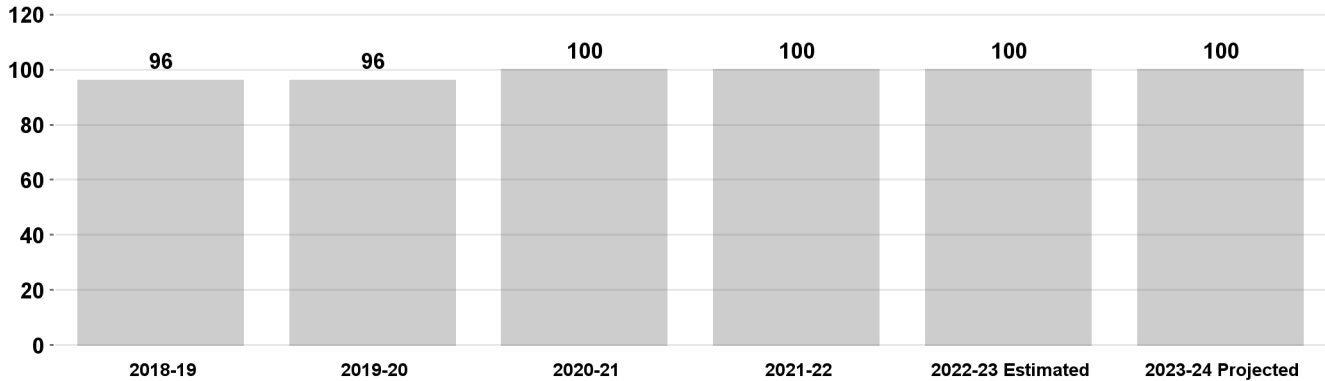
Investigation and Enforcement

TOTAL Investigation and Enforcement	247,011	-
2022-23 Program Budget	7,923,427	49
Changes in Salaries, Expense, Equipment, and Special	247,011	-
2023-24 PROGRAM BUDGET	8,170,438	49

Street Sweeping

This program involves the scheduled and emergency motor sweeping of improved roadways to maintain clean and aesthetic conditions, and protect the environment by reducing storm drain contamination and air pollution.

Percent of Posted Street Sweeping Routes Completed

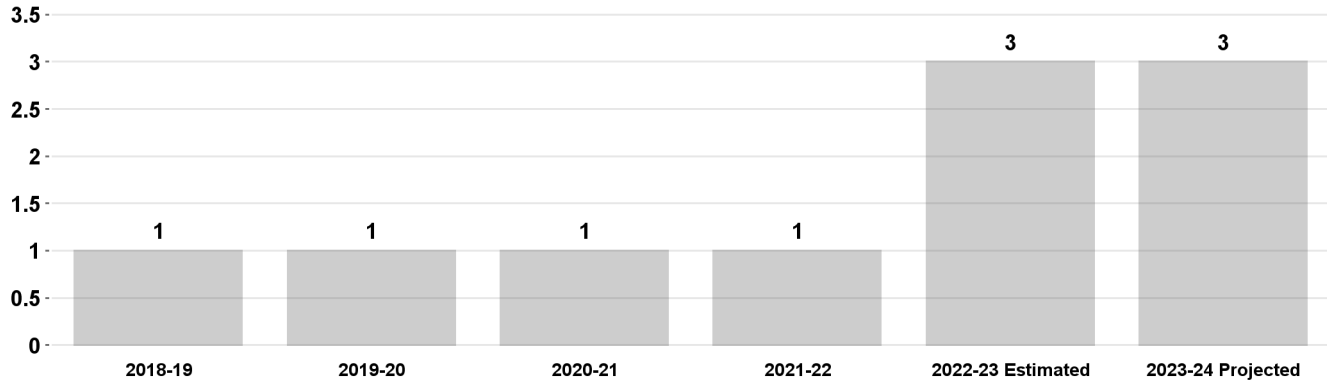


Program Changes	Direct Cost	Positions	Total Cost
Changes in Salaries, Expense, Equipment, and Special			
Apportionment of Changes Applicable to Various Programs	(448,785)	-	(1,017,127)
Related costs consist of employee benefits.			
SG: (\$448,785)			
Related Costs: (\$568,342)			
Continuation of Services			
18. Motor Sweeping on Commercial Corridors	1,774,388	-	2,759,131
Continue funding and resolution authority for 24 positions consisting of seven Truck Operators, 16 Motor Sweeper Operators, and one Geographic Information Systems Specialist to conduct street sweeping along commercial corridors and posted routes. Related costs consist of employee benefits.			
SG: \$1,774,388			
Related Costs: \$984,743			
19. Vision Zero Bicycle Lane Inspection	494,111	-	758,956
Continue funding and resolution authority for six positions consisting of two Street Services Supervisor Is, two Motor Sweeper Operators, and two Truck Operators to keep bicycle lanes clear of debris through motor sweeping, inspection, and maintenance efforts. Funding is provided by the Measure M Local Return Fund. Related costs consist of employee benefits.			
SG: \$494,111			
Related Costs: \$264,845			
TOTAL Street Sweeping	1,819,714	-	
2022-23 Program Budget	12,155,678	91	
Changes in Salaries, Expense, Equipment, and Special	1,819,714	-	
2023-24 PROGRAM BUDGET	13,975,392	91	

Street Tree and Parkway Maintenance

This program plants, trims, and maintains trees, plants, and shrubs in dedicated streets, parkways, and other public ways to enhance safety, visibility, and public health.

Average Working Days to Complete Tree Emergencies



Program Changes	Direct Cost	Positions	Total Cost
Changes in Salaries, Expense, Equipment, and Special			
Apportionment of Changes Applicable to Various Programs	(9,274,970)	-	(11,712,669)
Related costs consist of employee benefits.			
SG: (\$3,653,566) SOT: (\$2,421,000) EX: (\$3,200,404)			
Related Costs: (\$2,437,699)			
Continuation of Services			
20. Tree Trimming Crews	2,373,410	-	3,287,168
Add funding and continue resolution authority for eight positions consisting of one Tree Surgeon Supervisor I, one Equipment Operator, one Heavy Duty Truck Operator, three Tree Surgeons, and two Tree Surgeon Assistants. These positions were approved during 2022-23 (C.F. 22-0752). Continue funding and resolution authority for 16 positions consisting of two Tree Surgeon Supervisor Is, two Equipment Operators, two Heavy Duty Truck Operators, six Tree Surgeons, and four Tree Surgeon Assistants. These 24 positions constitute three trimming crews. Continue one-time funding in the Overtime General (\$120,000), Printing and Binding (\$3,200), Contractual Services (\$644,200), Uniforms (\$22,500), Office and Administrative (\$8,800), and Operating Supplies (\$16,000) accounts. Related costs consist of employee benefits.			
SG: \$1,558,710 SOT: \$120,000 EX: \$694,700			
Related Costs: \$913,758			

Street Tree and Parkway Maintenance

Program Changes	Direct Cost	Positions	Total Cost
Changes in Salaries, Expense, Equipment, and Special			
Continuation of Services			
21. Tree Planting Crews Continue funding and resolution authority for 18 positions consisting of two Tree Surgeon Supervisor Is, four Tree Surgeons, four Tree Surgeon Assistants, four Gardener Caretakers, two Light Equipment Operators, and two Truck Operators to operate two tree planting crews. Continue one-time funding in the Overtime General (\$77,500), Printing and Binding (\$2,700), Contractual Services (\$263,600), Uniforms (\$12,480), Office and Administrative (\$5,700), and Operating Supplies (\$384,400) accounts. Related costs consist of employee benefits. <i>SG: \$1,077,719 SOT: \$77,500 EX: \$632,880</i> <i>Related Costs: \$653,487</i>	1,788,099	-	2,441,586
22. Tree Watering Crews Continue funding and resolution authority for 20 positions consisting of two Tree Surgeon Supervisor Is, seven Tree Surgeons, seven Tree Surgeon Assistants, and four Truck Operators to operate two tree planting crews. Continue one-time funding in the Overtime General (\$87,500), Printing and Binding (\$2,400), Contractual Services (\$237,800), Uniforms (\$12,480), Office and Administrative (\$5,700), and Operating Supplies (\$48,500) accounts. Related costs consist of employee benefits. <i>SG: \$1,151,357 SOT: \$87,500 EX: \$306,880</i> <i>Related Costs: \$710,023</i>	1,545,737	-	2,255,760
23. Dead Tree and Stump Removal Continue funding and add regular authority for 14 positions consisting of two Equipment Operators, two Heavy Duty Truck Operators, four Tree Surgeons, four Tree Surgeon Assistants, and two Tree Surgeon Supervisor Is to operate two Dead Tree and Stump Removal crews. Continue funding in the Overtime General (\$15,000), Printing and Binding (\$1,500), Contractual Services (\$339,000), Office and Administrative (\$1,000), and Operating Supplies (\$8,000) accounts. Related costs consist of employee benefits. <i>SG: \$921,805 SOT: \$15,000 EX: \$349,500</i> <i>Related Costs: \$537,403</i>	1,286,305	14	1,823,708

Street Tree and Parkway Maintenance

Program Changes	Direct Cost	Positions	Total Cost
Changes in Salaries, Expense, Equipment, and Special			
Continuation of Services			
24. Root Pruning Continue funding and add regular authority for two positions consisting of one Tree Surgeon and one Tree Surgeon Assistant to perform root pruning maintenance on mature street trees that have been preserved in place. Continue funding in the Overtime General (\$15,000), Printing and Binding (\$400), Contractual Services (\$53,400), Uniforms (\$2,460), Office and Administrative (\$600), and Operating Supplies (\$2,000) accounts. Related costs consists of employee benefits. <i>SG: \$100,919 SOT: \$15,000 EX: \$58,860</i> <i>Related Costs: \$66,047</i>	174,779	2	240,826
25. Pre-Development and Permit Review Continue funding and add regular authority for one Tree Surgeon Supervisor I to conduct plan reviews and project clearance approvals for private development and new construction permits issued by the Department of Building and Safety. Continue funding in the Overtime General (\$7,500), Printing and Binding (\$200), Contractual Services (\$9,100), Uniforms (\$1,500), Office and Administrative (\$2,300), and Operating Supplies (\$1,000) accounts. All costs are fully reimbursed by permit review fees. Related costs consist of employee benefits. <i>SG: \$94,744 SOT: \$7,500 EX: \$14,100</i> <i>Related Costs: \$48,461</i>	116,344	1	164,805
26. Revised Protected Tree Ordinance and CEQA Support Continue funding and resolution authority for three positions consisting of one Environmental Supervisor I, one Street Tree Superintendent I, and one Tree Surgeon Supervisor I to manage the tree removal application process and assist with the California Environmental Quality Act determination reviews as part of the revised Protected Tree Ordinance. Continue one-time funding in the Overtime General (\$23,500), Printing and Binding (\$600), Contractual Services (\$27,300), Uniforms (\$1,650), Office and Administrative (\$6,900), and Operating Supplies (\$1,000) accounts. Funding is partially reimbursed by permit fees. Related costs consist of employee benefits. <i>SG: \$316,693 SOT: \$23,500 EX: \$37,450</i> <i>Related Costs: \$156,698</i>	377,643	-	534,341

Street Tree and Parkway Maintenance

Program Changes	Direct Cost	Positions	Total Cost
Changes in Salaries, Expense, Equipment, and Special			
Increased Services			
27. Additional Dead Tree and Stump Removal Crew Add nine-months funding and resolution authority for nine positions consisting of one Tree Surgeon Supervisor I, one Heavy Duty Truck Operator, three Tree Surgeons, three Tree Surgeon Assistants, and one Equipment Operator to remove dead, dying, or structurally unsound parkway trees and tree stumps. Add one-time funding in the Overtime General (\$75,600), Printing and Binding (\$1,800), Contractual Services (\$339,000), Uniforms (\$12,480), Office and Administrative (\$10,700), and Operating Supplies (\$18,000) accounts. Related costs consist of employee benefits. <i>SG: \$421,362 SOT: \$75,600 EX: \$381,980</i> <i>Related Costs: \$285,784</i>	878,942	-	1,164,726
28. Additional Watering Crews Add nine-months funding and resolution authority for nine positions consisting of one Tree Surgeon Supervisor I, one Truck Operator, four Tree Surgeons, and three Tree Surgeon Assistants to expand tree watering services. Add one-time funding in the Overtime General (\$75,600), Printing and Binding (\$1,800), Contractual Services (\$128,000), Uniforms (\$11,910), Office and Administrative (\$10,700), and Operating Supplies (\$57,500) accounts. Related costs consist of employee benefits. <i>SG: \$390,017 SOT: \$75,600 EX: \$209,910</i> <i>Related Costs: \$274,857</i>	675,527	-	950,384
29. Proactive Tree Planting and Watering Oversight Add nine-months funding and resolution authority for one Senior Management Analyst I to provide managerial and administrative support for the tree planting and watering program. Add one-time funding in the Overtime General (\$27,000), Printing and Binding (\$600), Contractual Services (\$8,000), and Office and Administrative (\$8,100) accounts. Related costs consist of employee benefits. <i>SG: \$81,524 SOT: \$27,000 EX: \$16,700</i> <i>Related Costs: \$43,852</i>	125,224	-	169,076
30. Tree Trimming Crew Enhancement and Support Add nine-months funding and resolution authority for seven positions consisting of two Tree Surgeon Supervisor Is, three Tree Surgeon Assistants, and two Equipment Operators to support tree trimming services. Related costs consist of employee benefits. <i>SG: \$383,425</i> <i>Related Costs: \$241,693</i>	383,425	-	625,118

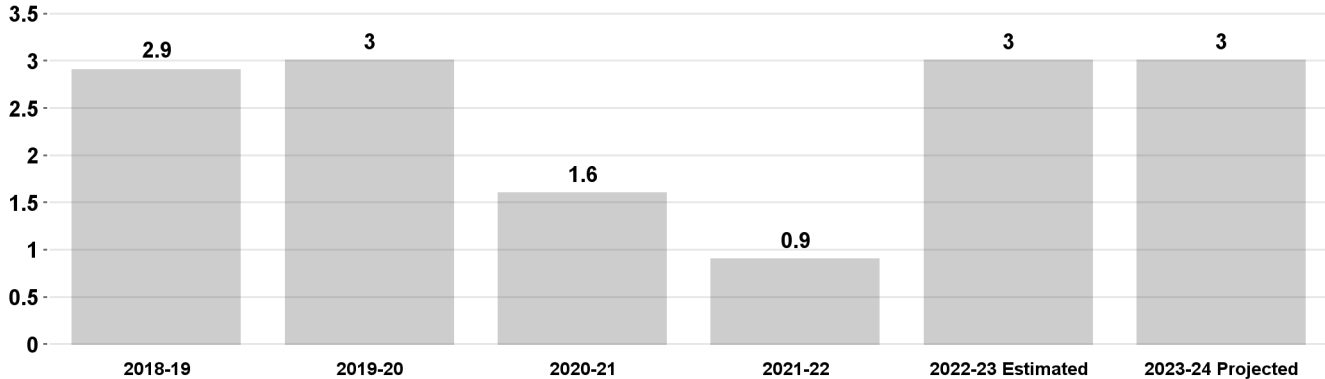
Street Tree and Parkway Maintenance

Program Changes	Direct Cost	Positions	Total Cost
Changes in Salaries, Expense, Equipment, and Special			
Other Changes or Adjustments			
31. Green Waste Recycling Supervisor	(33,793)	(1)	(66,166)
Add funding and regular authority for one Equipment Supervisor to oversee the transportation of green waste material. Delete funding and regular authority for two positions consisting of one Tree Surgeon Supervisor I and one Tree Surgeon Assistant. Add funding in the Overtime General (\$8,400), Printing and Binding (\$200), Uniforms (\$1,500), Office and Administrative (\$2,700), and Operating Supplies (\$2,000) accounts. Related costs consist of employee benefits. SG: (\$48,593) SOT: \$8,400 EX: \$6,400 Related Costs: (\$32,373)			
TOTAL Street Tree and Parkway Maintenance	416,672	16	
2022-23 Program Budget	27,472,287	162	
Changes in Salaries, Expense, Equipment, and Special	416,672	16	
2023-24 PROGRAM BUDGET	27,888,959	178	

Maintaining Streets

This program keeps the roadway surface, concrete curbs, and associated structures in a good condition by performing minor repairs to roadways, concrete curbs, gutters, alleys, storm drains, and unimproved roadways. It also provides inspection and enforcement of private property weed abatement regulations for unimproved parcels of land outside the "Very High Fire Severity Zone" to minimize fire, health, and safety hazards.

Average Number of Working Days to Repair Potholes

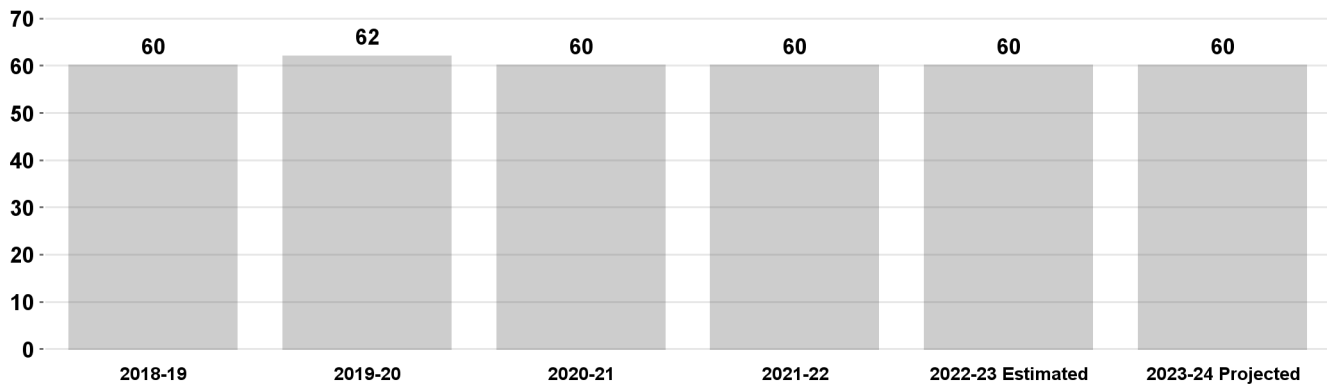


Program Changes	Direct Cost	Positions	Total Cost
Changes in Salaries, Expense, Equipment, and Special			
Apportionment of Changes Applicable to Various Programs	(1,313,599)	-	(1,484,879)
Related costs consist of employee benefits.			
SG: \$69,805 SOT: (\$318,376) EX: (\$1,065,028)			
Related Costs: (\$171,280)			
Continuation of Services			
32. Asphalt Repair	680,376	-	680,376
Continue one-time funding in the Overtime General (\$68,376), Construction Expense (\$510,000), Field Equipment Expense (\$34,000), Office and Administrative (\$34,000), and Operating Supplies (\$34,000) accounts to complete pothole repair requests in an average of three working days. Funding is provided by the Street Damage Restoration Fee Fund.			
SOT: \$68,376 EX: \$612,000			
TOTAL Maintaining Streets	(633,223)	-	
2022-23 Program Budget	17,461,446	147	
Changes in Salaries, Expense, Equipment, and Special	(633,223)	-	
2023-24 PROGRAM BUDGET	16,828,223	147	

Pavement Preservation

This program maintains roadways by applying slurry seal or returns the road to a good condition by resurfacing with asphalt. The Bureau of Street Services' Pavement Management System maintains an updated database of road surface conditions.

Percent of Street Network in Good Repair



Program Changes	Direct Cost	Positions	Total Cost
Changes in Salaries, Expense, Equipment, and Special			
Apportionment of Changes Applicable to Various Programs	(5,053,591)	-	(5,034,757)
Related costs consist of employee benefits.			
SG: \$819,781 SOT: (\$750,402) EX: (\$5,122,970)			
Related Costs: \$18,834			
Continuation of Services			
33. Asphalt Plant Maintenance Crew	292,979	-	456,843
Continue funding and resolution authority for four positions consisting of one Electrician, one Mechanical Repairer, and two Mechanical Helpers to operate one dedicated rotating Asphalt Plant Maintenance Crew for Asphalt Plant One. Three positions consisting of one Mechanical Repairer, one Welder, and one Asphalt Plant Supervisor are not continued. Funding is provided by the Street Damage Restoration Fee Fund. Related costs consists of employee benefits.			
SG: \$292,979			
Related Costs: \$163,864			
34. Contract Trucking	2,000,000	-	2,000,000
Add one-time funding in the Contractual Services Account for inflationary cost increases.			
EX: \$2,000,000			

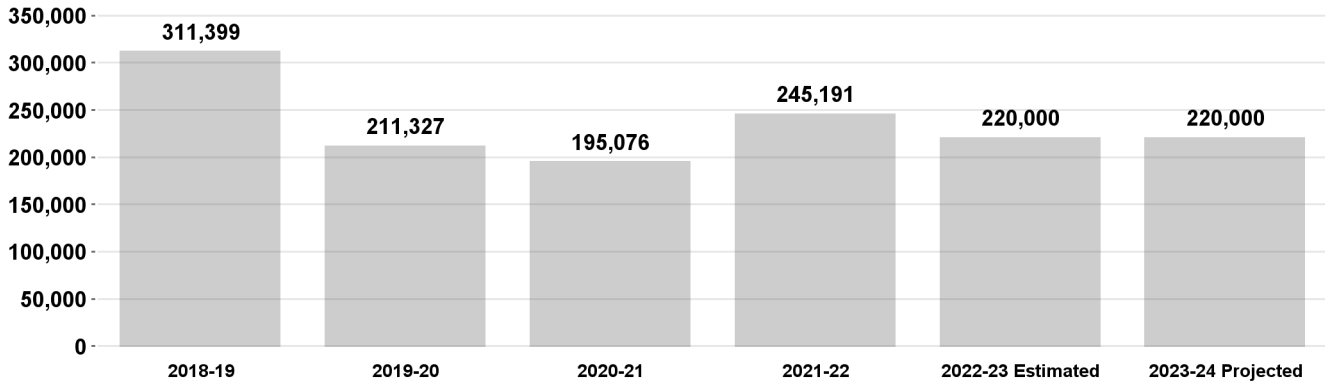
Pavement Preservation

Program Changes	Direct Cost	Positions	Total Cost
Changes in Salaries, Expense, Equipment, and Special			
New Services			
35. Budget, Finance and Innovation Report Item No. 92a & b The Council modified the Mayor's Proposed Budget by adding nine-months funding and resolution authority for 11 positions consisting of one Street Services Supervisor I, three Equipment Operators, one Motor Sweeper Operator, four Street Services Worker Is, and two Maintenance Laborers to establish a dedicated Bicycle Lane Maintenance Crew. Add one-time funding in the Overtime General (\$92,400), Printing and Binding (\$2,200), Uniforms (\$19,500), Office and Administrative (\$12,700), and Operating Supplies (\$22,000) accounts. Funding is provided by the Street Damage Restoration Fee Fund. Related costs consists of employee benefits. <i>SG: \$629,266 SOT: \$92,400 EX: \$56,400</i> <i>Related Costs: \$346,684</i>	778,066	-	1,124,750
TOTAL Pavement Preservation	(1,982,546)	-	
2022-23 Program Budget	113,824,402	306	
Changes in Salaries, Expense, Equipment, and Special	(1,982,546)	-	
2023-24 PROGRAM BUDGET	111,841,856	306	

Street Improvement Construction

This program builds streetscape improvements that enhance safety, accessibility, mobility, and community satisfaction, including curb ramps, sidewalks, pedestrian and bike facilities, bus landing facilities, hardscaping and landscaping.

Square Feet of New Sidewalk Constructed



Program Changes	Direct Cost	Positions	Total Cost
Changes in Salaries, Expense, Equipment, and Special			
Apportionment of Changes Applicable to Various Programs	(1,703,491)	-	(1,877,989)
Related costs consist of employee benefits.			
SG: (\$75,695) SOT: (\$67,500) EX: (\$1,560,296)			
Related Costs: (\$174,498)			
Continuation of Services			
36. Vision Zero Concrete Construction	1,243,932	-	1,625,851
Continue funding and resolution authority for nine positions consisting of one Street Services Supervisor II, one Equipment Operator, one Heavy Duty Truck Operator, one Carpenter, two Cement Finishers, one Cement Finisher Worker, and two Maintenance and Construction Helpers to provide dedicated support for Vision Zero projects that require concrete work. Continue one-time funding in the Overtime General (\$67,500), Printing and Binding (\$1,800), Construction Expense (\$200,000), Contractual Services (\$176,000), Field Equipment Expense (\$11,900), Transportation (\$4,500), Uniforms (\$2,296), Office and Administrative (\$6,500), and Operating Supplies (\$76,300) accounts. Funding is provided by the Measure M Local Return Fund. Related costs consist of employee benefits.			
SG: \$697,136 SOT: \$67,500 EX: \$479,296			
Related Costs: \$381,919			

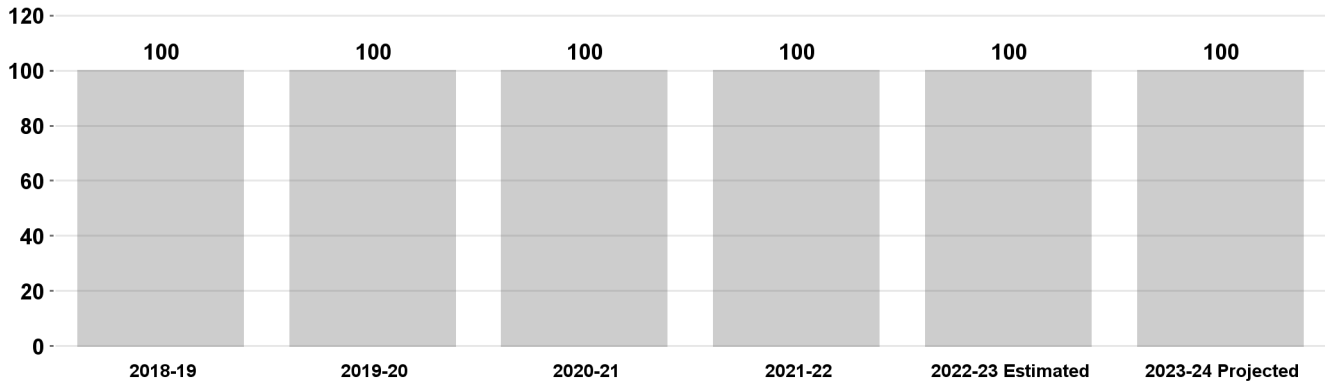
Street Improvement Construction

Program Changes	Direct Cost	Positions	Total Cost
Changes in Salaries, Expense, Equipment, and Special			
Continuation of Services			
37. Former Complete Streets Program - Sidewalks Continue resolution authority for 54 positions consisting of one Street Services General Superintendent I, two Street Services Superintendent Is, four Street Services Supervisor IIs, four Carpenters, two Senior Carpenters, 16 Cement Finishers, four Equipment Operators, four Heavy Duty Truck Operators, eight Maintenance and Construction Helpers, four Plumbers, two Management Analysts, one Senior Management Analyst I, and two Senior Administrative Clerks to operate four sidewalk crews. As the Complete Streets program comes to a close, these positions will finish sidewalk-related services for the existing Complete Streets Program project. Once completed, these positions will be dedicated to the maintenance backlog of sidewalks in underserved communities. Funding for these positions will be provided through interim appropriations from the Measure M Local Return Fund, and Road Maintenance and Rehabilitation Fund.	-	-	-
38. Construction Capacity for Capital Projects Continue resolution authority for 42 positions consisting of one Street Services General Superintendent I, two Street Services Superintendent Is, one Senior Carpenter, four Carpenters, 12 Cement Finishers, eight Cement Finisher Workers, four Heavy Duty Truck Operators, three Maintenance Laborers, one Plumber, one Management Analyst, one Accounting Clerk, and four Street Services Supervisor Is to construct capital projects from outside funding sources, including grant awards. Add resolution authority for three positions consisting of one Plumber Supervisor, one Warehouse and Toolroom Worker I, and one Mechanical Helper. Four positions consisting of two Maintenance and Construction Helpers, one Maintenance Laborer, and one Plumber are not continued. Funding for these positions will be provided through interim appropriations from project funds.	-	-	-
TOTAL Street Improvement Construction	(459,559)	-	-
2022-23 Program Budget	25,846,414	110	
Changes in Salaries, Expense, Equipment, and Special	(459,559)	-	
2023-24 PROGRAM BUDGET	25,386,855	110	

Street Improvement Engineering

This program designs streetscape improvements that enhance safety, accessibility, mobility, and community satisfaction, including curb ramps, pedestrian and bike facilities, bus landing facilities, hardscaping and landscaping. It also reviews Los Angeles Metropolitan Transportation Authority (Metro) plans for transit and highway projects along with other City departments.

Percent of Metro Plan Design Reviews Completed in 20 Days



Program Changes	Direct Cost	Positions	Total Cost
Changes in Salaries, Expense, Equipment, and Special			
Apportionment of Changes Applicable to Various Programs	(8,093,974)	-	(10,615,790)
Related costs consist of employee benefits.			
SG: (\$5,282,256) SOT: (\$239,598) EX: (\$2,572,120)			
Related Costs: (\$2,521,816)			
Continuation of Services			
39. Implementation of Bikeways and Pedestrian Facilities	632,608	-	911,737
Continue funding and resolution authority for five positions consisting of one Civil Engineer, one Civil Engineering Associate III, and three Civil Engineering Associate IIs to design bikeways and pedestrian facilities, in partnership with the Department of Transportation, as part of the Transportation Grant Fund Annual Work Program. Continue one-time funding in the Overtime General (\$40,000), Printing and Binding (\$1,000), Uniforms (\$750), and Office and Administrative (\$11,500) accounts. Funding is provided by the Proposition C Anti-Gridlock Transit Improvement Fund. Related costs consist of employee benefits.			
SG: \$579,358 SOT: \$40,000 EX: \$13,250			
Related Costs: \$279,129			

Street Improvement Engineering

Program Changes	Direct Cost	Positions	Total Cost
Changes in Salaries, Expense, Equipment, and Special			
Continuation of Services			
40. Metro Annual Work Program Continue funding and resolution authority for 11 positions consisting of one Senior Civil Engineer, two Civil Engineers, two Civil Engineering Associate IVs, two Civil Engineering Associate IIIs, one Landscape Architect I, one Landscape Architectural Associate IV, one Landscape Architectural Associate III, and one Landscape Architect II to support the Los Angeles Metropolitan Transportation Authority (Metro)/ Exposition Line Construction Authority Annual Work Program. Continue one-time funding in the Overtime General (\$56,598), Printing and Binding (\$3,000), Uniforms (\$600), Office and Administrative (\$36,700), and Operating Supplies (\$7,700) accounts. Front Funding is provided by the Proposition C Anti-Gridlock Transit Improvement Fund and the costs will be fully reimbursed by Metro. Related costs consist of employee benefits. <i>SG: \$1,453,522 SOT: \$56,598 EX: \$48,000</i> <i>Related Costs: \$676,461</i>	1,558,120	-	2,234,581
41. LAWA Landside Access Modernization Program Continue funding and resolution authority for two positions consisting of one Landscape Architect I and one Landscape Architect II to support the Los Angeles World Airports (LAWA) Landside Access Modernization Program. These positions will assist in identifying specific public right-of-way issues by facilitating review and providing guidance and feedback and will provide plan review for the issuance of B-Permits for LAWA projects. Continue one-time funding in the Printing and Binding (\$200), Uniforms (\$150), and Office and Administrative (\$2,300) accounts. These positions are fully reimbursed by LAWA. Related costs consist of employee benefits. <i>SG: \$272,949 EX: \$2,650</i> <i>Related Costs: \$126,016</i>	275,599	-	401,615
42. State Route 710 Mobility Improvement Projects Continue resolution authority for two Civil Engineers to perform landscape development and community outreach services for SR-710 Mobility Improvement Projects . Funding for these positions and expenses will be provided through interim appropriations from project-related grants by the Los Angeles Metropolitan Transportation Authority.	-	-	-

Street Improvement Engineering

Program Changes	Direct Cost	Positions	Total Cost
Changes in Salaries, Expense, Equipment, and Special			
Continuation of Services			
43. Urban Transit Amenities Add funding and continue resolution for three positions consisting of one Landscape Architect II, one Management Analyst, and one Senior Management Analyst I to support the Urban Transit Amenities Program. Related costs consist of employee benefits. <i>SG: \$342,082</i> <i>Related Costs: \$165,549</i>	342,082	-	507,631
44. Landscape Development Services Continue funding and add regular authority for three positions consisting of one Landscape Architect I and two Landscape Architectural Associate IIIs to perform private development B-Permit review. Continue funding in the Overtime General (\$24,000), Printing and Binding (\$600), Uniforms (\$400), and Office and Administrative (\$6,900) accounts. These positions will be fully reimbursed by B-Permit fees. Related costs consist of employee benefits. <i>SG: \$291,462 SOT: \$24,000 EX: \$7,900</i> <i>Related Costs: \$147,903</i>	323,362	3	471,265
45. Roadway Infrastructure Survey Continue funding and resolution authority for one Civil Engineering Associate IV to provide oversight of the roadway infrastructure contract for the Pavement Preservation Program. Continue one-time funding in the Overtime General (\$8,000), Printing and Binding (\$200), Contractual Services (\$350,000), Uniforms (\$150), and Office and Administrative (\$2,300) accounts. Funding is provided by the Special Gas Tax Improvement Fund. Related costs consist of employee benefits. <i>SG: \$137,975 SOT: \$8,000 EX: \$352,650</i> <i>Related Costs: \$63,532</i>	498,625	-	562,157
46. Public Way Reservation System Continue funding and resolution authority for one Civil Engineering Associate II to implement the Public Way Reservation System Active Management Pilot Program. Funding is provided by the Proposition C Anti-Gridlock Transit Fund. Related costs consist of employee benefits. <i>SG: \$107,732</i> <i>Related Costs: \$52,989</i>	107,732	-	160,721

Street Improvement Engineering

Program Changes	Direct Cost	Positions	Total Cost
Changes in Salaries, Expense, Equipment, and Special			
Continuation of Services			
47. Crosswalk Upgrade Program Continue funding and resolution authority for one Civil Engineer to support the development of the Crosswalk Upgrade Program. Related costs consist of employee benefits. <i>SG: \$131,941</i> <i>Related Costs: \$61,428</i>	131,941	-	193,369
48. Asset Management and Advanced Planning Continue funding and resolution authority for eight positions consisting of one Principal Civil Engineer, one Senior Civil Engineer, two Civil Engineers, two Systems Analysts, and two Geographic Information Systems Specialists to modernize the Bureau's planning and delivery functions by using data to implement multi-year modernization initiatives and help equitably make streets safe and sustainable. Add one-time funding in the Contractual Services (\$700,000). Related costs consist of employee benefits. <i>SG: \$933,196 EX: \$700,000</i> <i>Related Costs: \$448,776</i>	1,633,196	-	2,081,972
49. Grant Support Continue funding and resolution authority for 14 positions consisting of one Landscape Architect I, two Landscape Architect Associate IIIs, one Senior Civil Engineer, two Civil Engineers, three Civil Engineering Associate IIIs, one Geographic Information Systems Supervisor I, one Geographic Information Systems Specialist, one Graphics Designer II, one Senior Management Analyst I, and one Management Analyst to support and manage new grant projects. Continue one-time funding in the Overtime General (\$111,000), Printing and Binding (\$2,800), Uniforms (\$5,100), Office and Administrative (\$26,800), and Operating Supplies (\$2,000) accounts. Related costs consist of employee benefits. <i>SG: \$1,563,421 SOT: \$111,000 EX: \$36,700</i> <i>Related Costs: \$761,071</i>	1,711,121	-	2,472,192
50. Active Transportation Program Continue resolution authority for ten positions consisting of one Senior Civil Engineer, five Civil Engineers, one Landscape Architect II, and three Civil Engineering Associate IIIs to manage the Active Transportation Program grant awards. Funding for these positions will be provided through interim appropriations from grant funds.	-	-	-

Street Improvement Engineering

Program Changes	Direct Cost	Positions	Total Cost
Changes in Salaries, Expense, Equipment, and Special			
Increased Services			
51. Urban Transit Amenities Expansion Add nine-months funding and resolution authority for five positions consisting of one Civil Engineer, one Street Services Investigator, one Electrical Inspector, one Landscape Architectural Associate I, and one Civil Engineering Associate II, subject to pay grade determination by the Office of the City Administrative Officer, Employee Relations Division, for the initial roll-out of the Urban Transit Amenities Program. Add one-time funding in the Salaries Overtime (\$41,700), Printing and Binding (\$1,000), Transportation (\$16,875), Uniforms (\$1,725), Office and Administrative (\$12,225), and Operating Supplies (\$2,000) accounts. Related costs consist of employee benefits. <i>SG: \$400,855 SOT: \$41,700 EX: \$33,825</i> <i>Related Costs: \$216,903</i>	476,380	-	693,283
TOTAL Street Improvement Engineering	(403,208)	3	
2022-23 Program Budget	15,611,223	28	
Changes in Salaries, Expense, Equipment, and Special	(403,208)	3	
2023-24 PROGRAM BUDGET	15,208,015	31	

General Administration and Support

This program involves the control and management of the internal affairs and activities necessary to maintain streets and related improvements. It includes Department administration, research and planning, application of time standards, training, and clerical and administrative support.

Program Changes	Direct Cost	Positions	Total Cost
Changes in Salaries, Expense, Equipment, and Special			
Apportionment of Changes Applicable to Various Programs Related costs consist of employee benefits. SG: (\$736,388) SOT: (\$88,000) EX: (\$251,764) Related Costs: (\$470,059)	(1,076,152)	-	(1,546,211)
Continuation of Services			
52. Street Maintenance Technology Program Administrator Continue funding and resolution authority for one Management Analyst to provide training coordination for the Department. Continue one-time funding in Overtime General (\$8,000), Printing and Binding (\$200), and Office and Administrative (\$900) accounts. Related costs consist of employee benefits. SG: \$93,076 SOT: \$8,000 EX: \$1,100 Related Costs: \$47,879	102,176	-	150,055
53. Risk and Liability Mitigation Program Continue funding and resolution authority for 11 positions consisting of one Street Services General Superintendent II, two Street Services Supervisor IIs, three Maintenance Laborers, two Heavy Duty Truck Operators, two Cement Finishers, and one Cement Finisher Worker to perform street, bicycle lane, and sidewalk repairs that mitigate known dangerous conditions and reduce the City's exposure to liability. Continue one-time funding in the Overtime General (\$80,000), Printing and Binding (\$2,000), Construction Expense (\$50,000), Contractual Services (\$167,664), Uniforms (\$18,000), Office and Administrative (\$3,000), and Operating Supplies (\$10,000) accounts. Funding is provided by the Measure M Local Return Fund. Related costs consist of employee benefits. SG: \$904,418 SOT: \$80,000 EX: \$250,664 Related Costs: \$485,043	1,235,082	-	1,720,125
TOTAL General Administration and Support	261,106	-	
2022-23 Program Budget	9,795,411	82	
Changes in Salaries, Expense, Equipment, and Special	261,106	-	
2023-24 PROGRAM BUDGET	10,056,517	82	

**BUREAU OF STREET SERVICES
DETAIL OF CONTRACTUAL SERVICES ACCOUNT**

2021-22 Actual Expenditures	2022-23 Adopted Budget	2022-23 Estimated Expenditures	Program/Code/Description	2023-24 Contract Amount
Investigation and Enforcement - BI8602				
\$ 500,000	\$ 350,000	\$ 350,000	1. Sidewalk Vending outreach and education.....	\$ 50,000
75,091	-	-	2. Miscellaneous and support services.....	46,800
<u>\$ 575,091</u>	<u>\$ 350,000</u>	<u>\$ 350,000</u>	Investigation and Enforcement Total	<u>\$ 96,800</u>
Street Sweeping - BI8603				
\$ 10,367	\$ 114,400	\$ 114,000	3. Lease, maintenance, and repair of equipment and vehicles.....	\$ 114,400
26,128	835,000	835,000	4. Contract trucks to supplement City truck capacity.....	835,000
281,809	401,131	401,000	5. Hazardous waste management services.....	401,131
-	10,000	10,000	6. Global positioning system technology installation.....	10,000
<u>\$ 318,304</u>	<u>\$ 1,360,531</u>	<u>\$ 1,360,000</u>	Street Sweeping Total	<u>\$ 1,360,531</u>
Street Tree and Parkway Maintenance - BI8604				
\$ 56,713	\$ 12,899	\$ 13,000	7. Field toilets rental.....	\$ 12,899
930,389	135,415	1,420,000	8. Equipment and vehicle lease, maintenance, and repair.....	767,800
-	20,000	20,000	9. Equipment and vehicle lease, maintenance, and repair - Complete Streets.....	-
-	477,700	67,000	10. Equipment and vehicle lease, maintenance, and repair - new trees.....	271,600
-	1,812,285	-	11. Equipment and vehicle lease, maintenance, and repair - tree care.....	1,010,000
413,557	85,500	200,000	12. Citywide sidewalk repair rental equipment.....	85,500
2,634,702	-	-	13. Median island landscape maintenance.....	-
794,281	-	-	14. Urban forest street tree inventory.....	-
278,036	300,000	300,000	15. Venice Canals and Grand Canal maintenance.....	300,000
406,517	-	2,047,000	16. Increased tree planting.....	-
212,902	160,100	160,000	17. Miscellaneous and support services.....	100,000
<u>\$ 5,727,097</u>	<u>\$ 3,003,899</u>	<u>\$ 4,227,000</u>	Street Tree and Parkway Maintenance Total	<u>\$ 2,547,799</u>
Maintaining Streets - CA8605				
\$ 140,000	\$ 160,000	\$ 160,000	18. Graffiti removal.....	\$ 160,000
280,000	301,126	400,000	19. Equipment and vehicles lease, maintenance, and repair.....	301,126
25,000	25,000	25,000	20. Field toilets rental.....	25,000
12,759	10,000	10,000	21. Property title and Department of Motor Vehicles search.....	10,000
63,702	63,702	64,000	22. Great Streets rental equipment.....	-
80,000	27,126	27,000	23. Contract trucks to supplement City truck capacity.....	-
23,188	-	-	24. Miscellaneous street maintenance support.....	-
-	100,000	-	25. Alley repaving services.....	-
<u>\$ 624,649</u>	<u>\$ 686,954</u>	<u>\$ 686,000</u>	Maintaining Streets Total	<u>\$ 496,126</u>
Pavement Preservation - CA8606				
\$ 10,000	\$ 10,000	\$ 10,000	26. Emissions testing and reporting.....	\$ 10,000
200,000	200,000	200,000	27. Freeway off-ramp closure.....	200,000
-	200,000	500,000	28. Slurry seal.....	200,000
66,169	30,000	30,000	29. Rental of field toilets.....	30,000
930,820	1,235,866	1,730,000	30. Lease, maintenance, and repair of equipment and vehicles.....	1,235,866
12,216,578	10,629,283	15,000,000	31. Contract trucks to supplement City truck capacity.....	10,869,717
-	428,595	428,000	32. Asphalt recycling.....	428,595
95,625	-	-	33. Pavement management.....	-
-	228,185	228,000	34. Miscellaneous and support services.....	228,185
-	377,070	-	35. 24-hour emergency response hazardous waste management services.....	377,070
54,910	300,000	-	36. Heavy equipment towing.....	300,000
649,908	592,231	-	37. Rental of Powerscreen Unit for Asphalt Plant.....	-
-	-	-	38. Contract trucks to supplement City truck capacity.....	2,000,000
<u>\$ 14,224,010</u>	<u>\$ 14,231,230</u>	<u>\$ 18,126,000</u>	Pavement Preservation Total	<u>\$ 15,879,433</u>
Street Improvement Construction - CA8607				
\$ 45,000	\$ 45,386	\$ 45,000	39. 24-hour emergency response hazardous waste management services.....	\$ 45,386
153,106	30,000	50,000	40. Equipment and vehicle lease, maintenance, and repair - Vision Zero.....	30,000
-	797,832	797,000	41. Equipment and vehicle lease, maintenance, and repair - SRP.....	797,832
909,666	-	20,000	42. Equipment and vehicle lease, maintenance, and repair - Complete Streets.....	-
617,800	188,680	100,000	43. Equipment and vehicle lease, maintenance, and repair - SRP access ramps.....	188,680
1,382,130	100,934	100,000	44. Equipment and vehicle lease, maintenance, and repair - Street and Transit.....	100,934
253,048	62,400	62,000	45. Equipment and vehicle lease, maintenance, and repair - Bus Pad.....	62,400
1,371,218	-	-	46. Equipment and vehicle lease, maintenance, and repair - Other.....	-
370,000	360,000	376,000	47. Design support for sidewalk access ramps.....	360,000
43,297	14,486	45,000	48. Contract trucks to supplement City truck capacity.....	14,486
100,364	15,000	50,000	49. Field toilets rental.....	15,000
-	1,081,000	-	50. Access ramp design services.....	-
<u>\$ 5,245,629</u>	<u>\$ 2,695,718</u>	<u>\$ 1,645,000</u>	Street Improvement Construction Total	<u>\$ 1,614,718</u>

**BUREAU OF STREET SERVICES
DETAIL OF CONTRACTUAL SERVICES ACCOUNT**

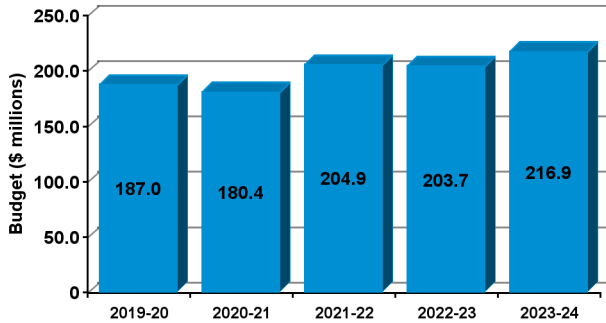
2021-22 Actual Expenditures	2022-23 Adopted Budget	2022-23 Estimated Expenditures	Program/Code/Description	2023-24 Contract Amount
Street Improvement Engineering - CA8608				
\$ -	\$ 39,135	\$ 39,000	51. Office equipment lease.....	\$ 39,135
1,936,024	1,500,000	1,500,000	52. Asset management and advanced planning.....	700,000
-	590,920	591,000	53. Urban Transit Amenties.....	-
-	350,000	-	54. Roadway infrastructure survey.....	350,000
-	125,000	125,000	55. Pavement management.....	125,000
<u>\$ 1,936,024</u>	<u>\$ 2,605,055</u>	<u>\$ 2,255,000</u>	Street Improvement Engineering Total	<u>\$ 1,214,135</u>
General Administration and Support - CA8650				
\$ -	\$ 72,760	\$ 73,000	56. Equipment and vehicle lease, maintenance, and repair.....	\$ 72,760
-	-	20,000	57. Equipment and vehicle lease, maintenance, and repair - Add'l Risk and Liability Program.....	-
-	20,000	-	58. Language access services.....	20,000
-	167,664	100,000	59. Equipment and vehicle lease, maintenance, and repair - Risk and Liability Program.....	167,664
-	1,000	1,000	60. Property title and Department of Motor Vehicles search.....	1,000
53,936	-	-	61. Miscellaneous and support services.....	-
804,552	-	725,000	62. Transportation Foundation of Los Angeles Internship Program.....	-
<u>\$ 858,488</u>	<u>\$ 261,424</u>	<u>\$ 919,000</u>	General Administration and Support Total	<u>\$ 261,424</u>
<u>\$ 29,509,292</u>	<u>\$ 25,194,811</u>	<u>\$ 29,568,000</u>	TOTAL CONTRACTUAL SERVICES ACCOUNT	<u>\$ 23,470,966</u>

TRANSPORTATION

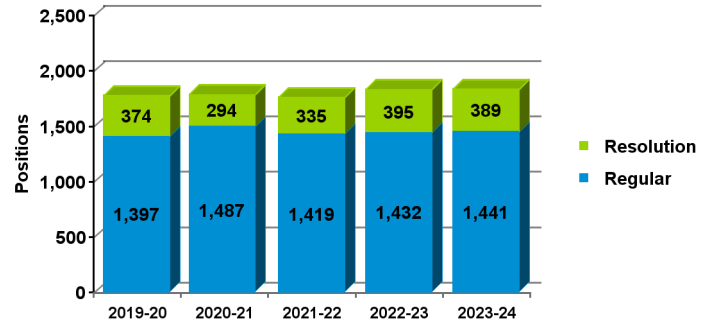
2023-24 Adopted Budget

FIVE-YEAR HISTORY OF BUDGET AND POSITION AUTHORITIES

FIVE-YEAR BUDGET HISTORY



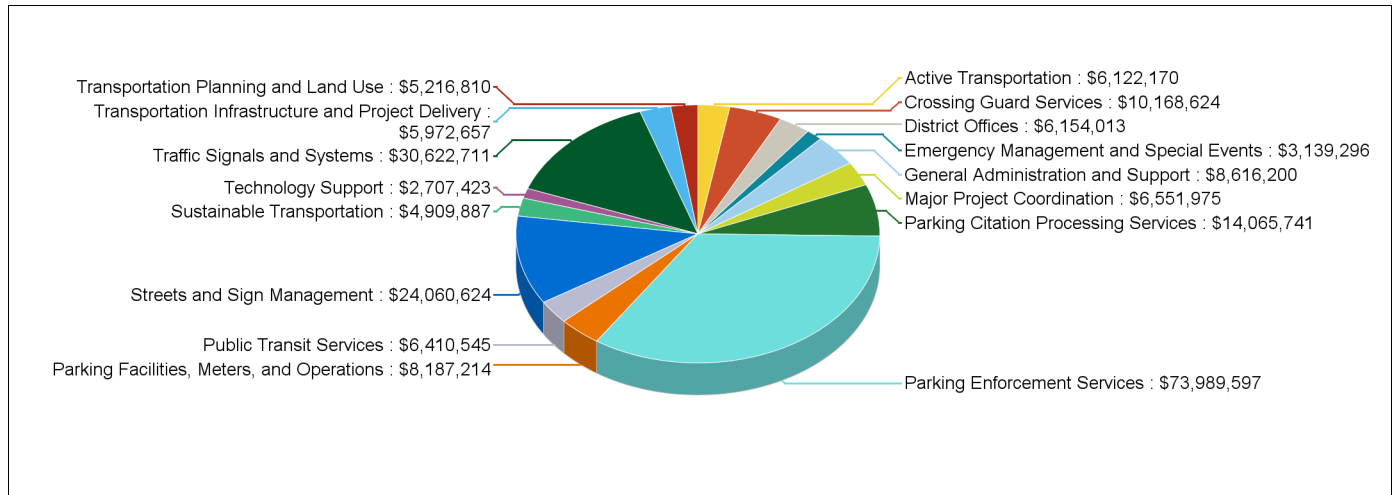
FIVE-YEAR POSITION AUTHORITY HISTORY



SUMMARY OF 2023-24 ADOPTED BUDGET CHANGES

	Total Budget			General Fund				Special Fund			
		Regular	Resolution		Regular	Resolution		Regular	Resolution		
2022-23 Adopted	\$203,721,824	1,432	395	\$125,497,256	61.6%	1,001	129	\$78,224,568	38.4%	431	266
2023-24 Adopted	\$216,895,487	1,441	389	\$136,241,965	62.8%	1,009	127	\$80,653,522	37.2%	432	262
Change from Prior Year	\$13,173,663	9	(6)	\$10,744,709		8	(2)	\$2,428,954		1	(4)

2023-24 FUNDING DISTRIBUTION BY PROGRAM



MAIN BUDGET ITEMS

	Funding	Positions
* Development Review Support	\$255,145	-
* Traffic Signals Support	\$7,429,806	-
* Inside Safe Response Charter Bus Services	\$600,000	-
* Bus Speed Improvement Projects / Metro Support	\$359,974	-
* LA Al Fresco Program	\$350,746	-

Recapitulation of Changes

	Adopted Budget 2022-23	Total Budget Changes	Total Budget 2023-24
EXPENDITURES AND APPROPRIATIONS			
Salaries			
Salaries General	153,042,879	11,884,832	164,927,711
Salaries, As-Needed	10,944,650	595,640	11,540,290
Overtime General	17,433,663	17,291	17,450,954
Hiring Hall Salaries	200,000	-	200,000
Benefits Hiring Hall	200,000	-	200,000
Total Salaries	181,821,192	12,497,763	194,318,955
Expense			
Printing and Binding	208,685	-	208,685
Construction Expense	4,560	-	4,560
Contractual Services	16,831,025	600,000	17,431,025
Field Equipment Expense	96,725	-	96,725
Transportation	140,280	-	140,280
Utilities Expense Private Company	95,000	-	95,000
Paint and Sign Maintenance and Repairs	3,179,077	-	3,179,077
Signal Supplies and Repairs	521,800	-	521,800
Uniforms	146,095	-	146,095
Office and Administrative	585,625	75,900	661,525
Operating Supplies	91,760	-	91,760
Total Expense	21,900,632	675,900	22,576,532
Total Transportation	203,721,824	13,173,663	216,895,487

Recapitulation of Changes

	Adopted Budget 2022-23	Total Budget Changes	Total Budget 2023-24
SOURCES OF FUNDS			
General Fund	125,497,256	10,744,709	136,241,965
Traffic Safety Fund (Sch. 4)	1,350,000	(350,000)	1,000,000
Special Gas Tax Improvement Fund (Sch. 5)	4,318,678	45,058	4,363,736
Mobile Source Air Pollution Reduction Fund (Sch. 10)	2,128,097	166,230	2,294,327
Special Parking Revenue Fund (Sch. 11)	1,020,196	(625,596)	394,600
Sewer Operations & Maintenance Fund (Sch. 14)	225,500	-	225,500
Sewer Capital Fund (Sch. 14)	342,758	6,540	349,298
Proposition A Local Transit Assistance Fund (Sch. 26)	6,354,753	255,859	6,610,612
Proposition C Anti-Gridlock Transit Fund (Sch. 27)	40,709,587	1,979,739	42,689,326
Coastal Transportation Corridor Trust Fund (Sch. 29)	601,471	9,769	611,240
DOT Expedited Fee Trust Fund (Sch. 29)	389,870	19,647	409,517
Permit Parking Program Revenue Fund (Sch. 29)	3,332,973	162,321	3,495,294
Transportation Regulation & Enforcement Fund (Sch. 29)	269,025	-	269,025
Ventura/Cahuenga Corridor Plan Fund (Sch. 29)	148,543	7,575	156,118
Warner Center Transportation Trust Fund (Sch. 29)	327,465	16,632	344,097
West LA Transportation Improvement & Mitigation (Sch. 29)	328,131	14,765	342,896
Planning Case Processing Fund (Sch. 35)	10,000	-	10,000
Street Damage Restoration Fee Fund (Sch. 47)	469,510	(3,151)	466,359
Measure R Local Return Fund (Sch. 49)	5,856,319	247,687	6,104,006
Sidewalk Repair Fund (Sch. 51)	184,694	9,006	193,700
Measure M Local Return Fund (Sch. 52)	9,521,847	459,051	9,980,898
Planning Long-Range Planning Fund (Sch. 56)	335,151	7,822	342,973
Total Funds	203,721,824	13,173,663	216,895,487
Percentage Change			6.47%
Positions	1,432	9	1,441

Changes Applicable to Various Programs

The following changes involve two or more budgetary programs. These changes are explained below and apportioned as single entries in the affected programs. Single-program changes are shown only in the programs involved.

Program Changes	Direct Cost	Positions	Total Cost
Changes in Salaries, Expense, Equipment, and Special Obligatory Changes			
1. 2022-23 Employee Compensation Adjustment Related costs consist of employee benefits. SG: \$3,619,037 Related Costs: \$1,261,295	3,619,037	-	4,880,332
2. 2023-24 Employee Compensation Adjustment Related costs consist of employee benefits. SG: \$5,894,800 Related Costs: \$251,096	5,894,800	-	6,145,896
3. Change in Number of Working Days Reduce funding to reflect one fewer working day. There will be 260 working days in 2023-24. Related costs consist of employee benefits. SG: (\$479,656) Related Costs: (\$166,969)	(479,656)	-	(646,625)
4. Full Funding for Partially Financed Positions Related costs consist of employee benefits. SG: \$1,700,000 Related Costs: \$591,769	1,700,000	-	2,291,769
5. Salary Step and Turnover Effect Related costs consist of employee benefits. SG: (\$217,729) Related Costs: (\$75,794)	(217,729)	-	(293,523)
Deletion of One-Time Services			
6. Deletion of One-Time Expense Funding Delete one-time Salaries, As-Needed and expense funding. SAN: (\$1,452,360) SHH: (\$200,000) SHHFB: (\$200,000) EX: (\$210,000)	(2,062,360)	-	(2,062,360)
7. Deletion of Funding for Resolution Authorities Delete funding for 395 resolution authority positions. Resolution authorities are reviewed annually and continued only if sufficient funding is available to maintain the current service level. Related costs consist of employee benefits.	(31,542,014)	-	(47,479,047)

Nine positions are continued as regular authorities:
 Parking Operations and Adjudication Division Support (Five positions)
 Transportation Engineering Field Operations Support (Two positions)
 Traffic Signal Field Operations Support (One position)
 Help Desk and IT Operations Support (One position)

Program Changes	Direct Cost	Positions	Total Cost
Changes in Salaries, Expense, Equipment, and Special			
Deletion of One-Time Services			
381 positions are continued:			
DWP Project Design and Construction Support (Eight positions)			
Metro Annual Work Plan (52 positions)			
Bikeshare and Carshare Programs (Two positions)			
Dockless Scooter Share Program (Five positions)			
Autonomous Vehicle Demonstrations (Two positions)			
Electric Vehicle Infrastructure Resources (Three positions)			
Vehicles for Hire Section Support (One position)			
Dockless Mobility Enforcement (Three positions)			
LAWA LAMP and Coastal Review Plan Support (Three positions)			
Development Review Support (Two positions)			
Mobility Investment Program (One position)			
Transportation Project Delivery Support (23 positions)			
Affordable Housing and Sustainable Communities Grant (Two positions)			
AHSC Grant Implementation (Two positions)			
Capital Grant Project Delivery Support and Management (Six positions)			
Parking and Electric Vehicle Infrastructure (One position)			
Parking Revenue Support (One position)			
Parking Facilities and Meters Support (Eight positions)			
Hollywood Sign Enforcement (14 positions)			
Traffic Officer Supervision and Support (Eight positions)			
Parking Enforcement and Abandoned Vehicles – Valley (Seven positions)			
Community Assistance Parking Program (Two positions)			
Vision Zero Street and Safety Improvements (Four positions)			
Traffic and Street Maintenance Support (14 positions)			
Film Industry Support (Four positions)			
Temporary Sign Resources (Two positions)			
Failed Streets Reconstruction Program (12 positions)			
Former Complete Streets Program – Striping (Six positions)			
Temporary Parking Restrictions Support (Two positions)			
Traffic Marking and Signs Field Operations Support (Two positions)			
Failed Streets Reconstruction Program Additional Support (Four positions)			
West Valley District Office (One position)			
Speed Hump Program (Seven positions)			
Metro Annual Work Plan - Transit Speed Improvements (Five positions)			
Vision Zero Traffic Signal Construction Program (Nine positions)			
Traffic Signals Support (72 positions)			
Safety-Related Traffic Signal Construction (Five positions)			
Vision Zero Traffic Signal Implementation (Three positions)			
DWP Water Trunk Line Program – Traffic Signals (Six positions)			

Program Changes	Direct Cost	Positions	Total Cost
Changes in Salaries, Expense, Equipment, and Special			
Deletion of One-Time Services			
Public Right of Way Reservation System (One position)			
Traffic Signal Field Operations, Design, and Striping (Eight positions)			
Traffic Signal Design and Construction (Two positions)			
Traffic Signal Repair and Maintenance Field Operations (Eight positions)			
Transit Services Expansion (Seven positions)			
Former Complete Streets and Vision Zero Corridors (Six positions)			
Bus Speed Improvement Project / Metro Support (Three positions)			
State Route 710 North Mobility Projects (One position)			
DWP Water Trunk Line Program – Construction (One position)			
Emergency Management Services Support (One position)			
LA Al Fresco Program (Three positions)			
Former Great Streets Initiative (Two positions)			
Safe Routes for Seniors (One position)			
Budget, Finance and Innovation Report Item No. 141 (17 positions)			
Crossing Guard Services (One position)			
Community Affairs Advocate (One position)			
External Affairs (One position)			
Contract and Budget Support for Transit (One position)			
External Affairs – Community Engagement (One position)			
Chief Technology Officer (One position)			
Five vacant positions are not continued:			
Parking Facilities and Meters Support (One position)			
Parking Operations and Adjudication Division Support (One position)			
Transportation Engineering Field Operations Support (One position)			
Green New Deal (One position)			
Parking Enforcement and Communications Dispatch Center Support (One position)			
SG: (\$31,542,014)			
Related Costs: (\$15,937,033)			
8. Deletion of One-Time Salary Funding	(2,361,121)	-	(2,361,121)
Delete one-time Salaries General funding.			
SG: (\$2,361,121)			

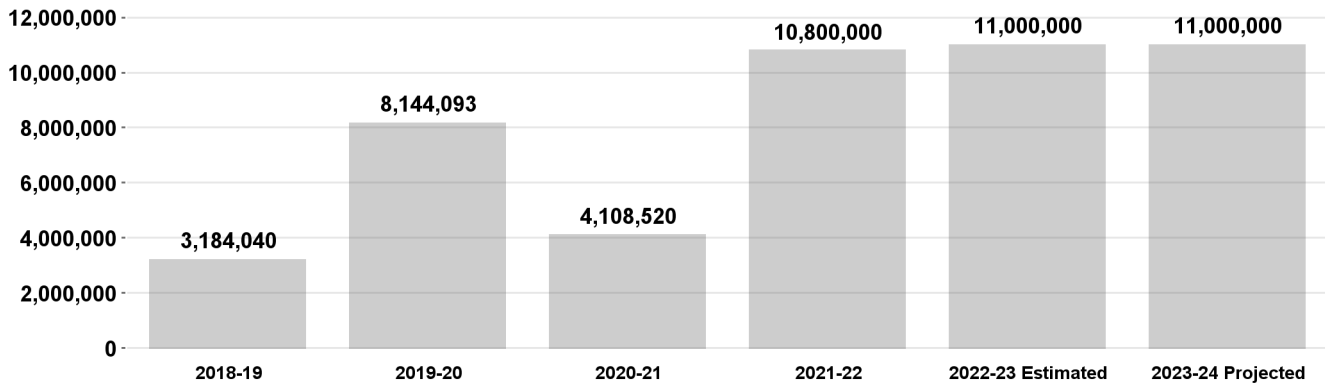
Program Changes	Direct Cost	Positions	Total Cost
Changes in Salaries, Expense, Equipment, and Special			
Continuation of Services			
9. DWP Project Design and Construction Support Continue funding and resolution authority for eight positions consisting of one Senior Transportation Engineer, one Transportation Engineer, one Transportation Engineering Associate III, three Transportation Engineering Associate IIs, one Signal Systems Electrician, and one Accountant to support the construction and design of Department of Water and Power (DWP) infrastructure improvement projects. These positions will be fully reimbursed by DWP. Related costs consist of employee benefits. <i>SG: \$899,317</i> <i>Related Costs: \$436,966</i>	899,317	-	1,336,283
10. Metro Annual Work Program Continue funding and resolution authority for 52 positions consisting of two Accountants, one Senior Accountant I, one Transportation Planning Associate II, five Traffic Officer IIs, two Senior Traffic Supervisor Is, four Signal Systems Electricians, four Transportation Engineers, 15 Transportation Engineering Associate (TEA) IIs, 12 TEA IIIs, three TEA IVs, one Senior Management Analyst II, and two Management Analysts to support the Los Angeles Metropolitan Transportation Authority (Metro) Annual Work Program. Funding is provided by the Proposition C Anti-Gridlock Transit Improvement Fund (\$1,557,532) and the Measure M Local Return Fund (\$4,025,729). These positions will be fully reimbursed by Metro. See related items in the Bureaus of Contract Administration, Engineering, Street Lighting, and Street Services. Related costs consist of employee benefits. <i>SG: \$5,583,261</i> <i>Related Costs: \$2,748,840</i>	5,583,261	-	8,332,101
Restoration of Services			
11. Restoration of One-Time Expense Funding Restore funding in the Contractual Services account that was reduced on a one-time basis in the 2022-23 Budget. <i>EX: \$1,500,000</i>	1,500,000	-	1,500,000
New Services			
12. Budget, Finance and Innovation Report Item No. 95 The Council modified the Mayor's Proposed Budget by deleting funding in the Overtime General Account and adding nine-months funding and resolution authority for one Senior Transportation Engineer to provide litigation support to the City Attorney. Related costs consist of employee benefits. <i>SG: \$126,898 SOT: (\$182,709)</i> <i>Related Costs: \$55,811</i>	(55,811)	-	-

Program Changes	Direct Cost	Positions	Total Cost
Changes in Salaries, Expense, Equipment, and Special			
Efficiencies to Services			
13. Expense Account Reduction Reduce funding in the Contractual Services Account on an ongoing basis to reflect anticipated expenditures, which include savings achieved due to departmental efficiencies and expenditure reductions. <i>EX: (\$1,500,000)</i>	(1,500,000)	-	(1,500,000)
14. One-Time Salary Reduction Reduce funding in the Salaries General Account on a one-time basis to reflect savings generated by positions filled in lieu, anticipated hiring plans, and attrition. Related costs consist of employee benefits. <i>SG: (\$900,000)</i> <i>Related Costs: (\$788,850)</i>	(900,000)	-	(1,688,850)
TOTAL CHANGES APPLICABLE TO VARIOUS PROGRAMS	<u>(19,922,276)</u>	<u>-</u>	

Sustainable Transportation

This program includes sustainable transportation programs which promote fuel efficiency and vehicle emission controls and create options to decrease dependency on fossil fuels, air pollution, and traffic congestion. In the short term, this program includes the following shared use mobility option services: Vehicles for Hire, Bikeshare, Carshare, and autonomous vehicles.

Number of Dockless Scooter Trips per Year



Program Changes	Direct Cost	Positions	Total Cost
Changes in Salaries, Expense, Equipment, and Special			
Apportionment of Changes Applicable to Various Programs	(1,644,814)	-	(2,380,323)
Related costs consist of employee benefits.			
SG: (\$1,434,814) EX: (\$210,000)			
Related Costs: (\$735,509)			
Continuation of Services			
15. Bikeshare and Carshare Programs	208,924	-	312,621
Continue funding and resolution authority for two positions consisting of one Management Analyst and one Transportation Planning Associate II to support the Bikeshare and Carshare programs. The Management Analyst provides oversight and management of the Electric Vehicle Carshare program. The Transportation Planning Associate II provides oversight and management of the Bikeshare program, which is a regional partnership with the Los Angeles Metropolitan Transportation Authority. Funding is provided by the Mobile Source Air Pollution Reduction Fund. Related costs consist of employee benefits.			
SG: \$208,924			
Related Costs: \$103,697			

Sustainable Transportation

Program Changes	Direct Cost	Positions	Total Cost
Changes in Salaries, Expense, Equipment, and Special			
Continuation of Services			
16. Dockless Scooter Share Program Continue funding and resolution authority for five positions consisting of two Transportation Planning Associate IIs, one Data Analyst I, one Administrative Clerk, and one Planning Assistant to manage the Citywide dockless scooter share program. Funding is provided by the fees paid by participating companies collected through the Permit Parking Program Revenue Fund. Related costs consist of employee benefits. <i>SG: \$426,311</i> <i>Related Costs: \$225,777</i>	426,311	-	652,088
17. Autonomous Vehicle Demonstrations Continue funding and resolution authority for two positions consisting of one Supervising Transportation Planner I and one Management Analyst to support the preparation of the City's automated traffic and surveillance infrastructure for connected and autonomous vehicles. Funding is provided by the Measure M Local Return Fund. Related costs consist of employee benefits. <i>SG: \$230,300</i> <i>Related Costs: \$111,149</i>	230,300	-	341,449
18. Electric Vehicle Infrastructure Resources Continue funding and resolution authority for three positions consisting of one Transportation Engineering Associate III, one Transportation Planning Associate I, and one Management Analyst to plan and deliver on-street and off-street electric vehicle infrastructure. Funding is provided by the Measure M Local Return Fund. Related costs consist of employee benefits. <i>SG: \$307,857</i> <i>Related Costs: \$153,618</i>	307,857	-	461,475
19. Vehicles for Hire Section Support Continue funding and resolution authority for one Senior Administrative Clerk for the Vehicles for Hire Program to support permit processing in the Vehicles for Hire Section. Related costs consist of employee benefits. <i>SG: \$67,140</i> <i>Related Costs: \$38,838</i>	67,140	-	105,978

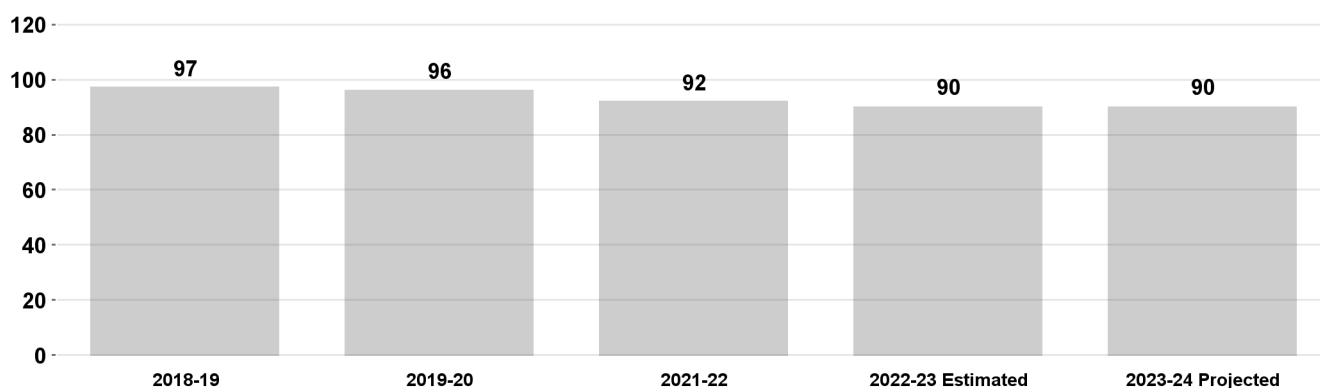
Sustainable Transportation

Program Changes	Direct Cost	Positions	Total Cost
Changes in Salaries, Expense, Equipment, and Special			
Continuation of Services			
20. Dockless Mobility Enforcement Continue funding and resolution authority for three positions consisting of one Senior Transportation Investigator, one Transportation Investigator, and one Supervising Transportation Planner I to serve as the enforcement unit and manage the operations of the Dockless On-Demand Personal Mobility Program. Funding is provided by the fees paid by participating companies collected through the Permit Parking Program Revenue Fund. Related costs consist of employee benefits. <i>SG: \$336,636</i> <i>Related Costs: \$163,650</i>	336,636	-	500,286
21. Taxicab Ambulance Vehicle for Hire Information System Continue one-time funding in the Contractual Services Account for the annual maintenance and support of the Taxicab Ambulance Vehicle for Hire Information System (TAVIS). Funding for TAVIS is supported by an Annual Technology Fee from companies and drivers for current for-hire vehicles and transportation modes. <i>EX: \$210,000</i>	210,000	-	210,000
TOTAL Sustainable Transportation	142,354	-	
2022-23 Program Budget	4,767,533	27	
Changes in Salaries, Expense, Equipment, and Special	142,354	-	
2023-24 PROGRAM BUDGET	4,909,887	27	

Transportation Planning and Land Use

This program develops long-range transportation plans that become part of the City's Community and Specific plans. Community and Specific plans are then used as a blueprint to implement transportation projects and programs that are consistent with City policy. This program also provides traffic studies for both City Departments and private developers who seek permit approval from the Department of Transportation relative to the identification of traffic impacts and solutions required for traffic mitigation and CEQA clearance. The following services are provided: 1. Collection and administration of developer trip fees in specific plan areas to implement transportation improvements; 2. Development of long-range transportation plans to implement transportation projects citywide; 3. Case processing of traffic studies as part of a CEQA clearance purpose to identify project-related traffic impacts and recommend appropriate mitigation solutions for proposed development projects; 4. Issuance of B-permit sign-offs, driveway permits, building permit sign-offs, and condition clearance for proposed developments.

Percent of Traffic Studies Processed within 90 Business Days



Program Changes	Direct Cost	Positions	Total Cost
Changes in Salaries, Expense, Equipment, and Special			
Apportionment of Changes Applicable to Various Programs	(533,859)	-	(818,178)
Related costs consist of employee benefits.			
SG: (\$533,859)			
Related Costs: (\$284,319)			

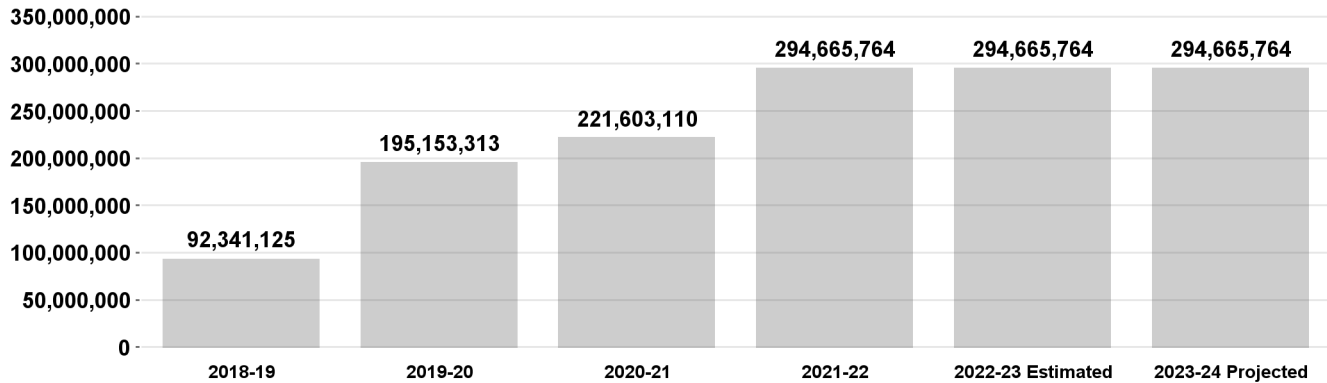
Transportation Planning and Land Use

Program Changes	Direct Cost	Positions	Total Cost
Changes in Salaries, Expense, Equipment, and Special			
Continuation of Services			
22. LAWA LAMP and Coastal Review Plan Support Continue funding and resolution authority for three positions consisting of one Transportation Engineer and two Transportation Engineering Associate IIIs. These positions will support the Los Angeles World Airports (LAWA) with the review of environmental impact documentation and the design and implementation of transportation improvement projects related to the Landslide Access Modernization Program (LAMP). Funding for the Transportation Engineer and one Transportation Engineering Associate III will be fully reimbursed by the Department of Airports. In addition, one Transportation Engineering Associate III will review plans for potential new developments for West Los Angeles and the coastal transportation corridor as needed. Funding for one Transportation Engineering Associate III is provided by the Coastal Transportation Corridor Trust Fund (\$120,446) and will be fully reimbursed by the Department of Airports. Related costs consist of employee benefits. <i>SG: \$375,591</i> <i>Related Costs: \$177,231</i>	375,591	-	552,822
23. Development Review Support Continue funding and resolution authority for two positions consisting of one Transportation Engineer and one Transportation Engineering Associate III for development review support. Partial funding is provided by the Proposition C Anti-Gridlock Transit Improvement Fund (\$120,446). Related costs consist of employee benefits. <i>SG: \$255,145</i> <i>Related Costs: \$119,810</i>	255,145	-	374,955
24. Mobility Investment Program Continue funding and resolution authority for one Geographic Information Systems Specialist to develop and support the Mobility Investment Program. Related costs consist of employee benefits. <i>SG: \$113,062</i> <i>Related Costs: \$54,847</i>	113,062	-	167,909
TOTAL Transportation Planning and Land Use	209,939	-	
2022-23 Program Budget	5,006,871	33	
Changes in Salaries, Expense, Equipment, and Special	209,939	-	
2023-24 PROGRAM BUDGET	5,216,810	33	

Transportation Infrastructure and Project Delivery

This program is responsible for the implementation of grant funded capital transportation projects as well as providing coordination services with other City departments and outside agencies.

Total Value of Active Projects



Program Changes	Direct Cost	Positions	Total Cost
Changes in Salaries, Expense, Equipment, and Special			
Apportionment of Changes Applicable to Various Programs	(3,481,976)	-	(5,175,895)
Related costs consist of employee benefits.			
SG: (\$3,481,976)			
Related Costs: (\$1,693,919)			
Continuation of Services			
25. Transportation Project Delivery Support	2,683,668	-	3,974,154
Continue funding and resolution authority for 23 positions consisting of three Transportation Engineers, nine Transportation Engineering Associate (TEA) IIs, seven TEA IIIs, one TEA IV, one Management Analyst, one Senior Transportation Engineer, and one Senior Accountant II to support the implementation and management of highway and transportation capital grant-funded projects. Funding is provided by the Proposition C Anti-Gridlock Transit Fund and will be reimbursed by various grantors as part of the Transportation Grant Annual Work Program. Related costs consist of employee benefits.			
SG: \$2,683,668			
Related Costs: \$1,290,486			

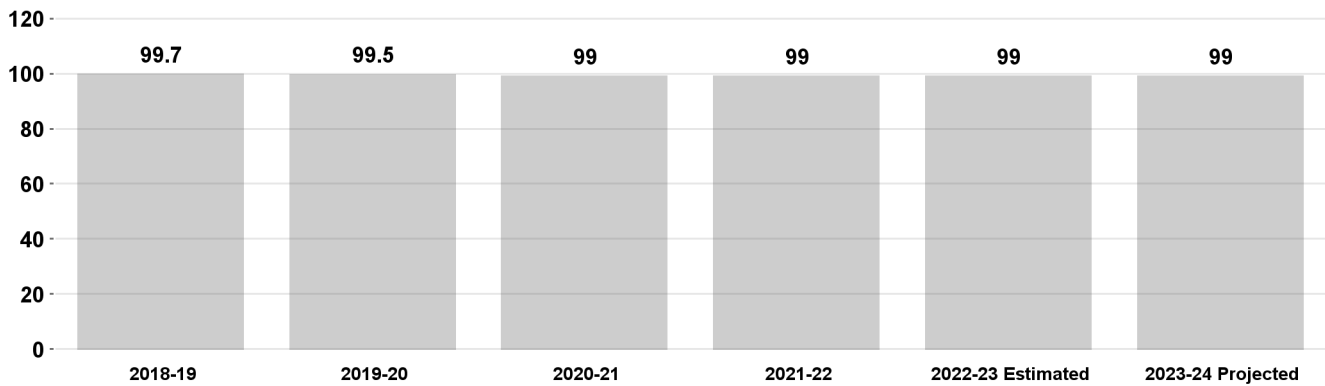
Transportation Infrastructure and Project Delivery

Program Changes	Direct Cost	Positions	Total Cost
Changes in Salaries, Expense, Equipment, and Special			
Continuation of Services			
26. Affordable Housing and Sustainable Communities Grant Continue funding and resolution authority for two positions consisting of one Transportation Engineering Associate III and one Transportation Planning Associate II to provide planning and grant application support for the Affordable Housing and Sustainable Communities (AHSC) program. The positions will serve on an inter-departmental team to focus on the annual AHSC grant cycle. See related Bureau of Engineering and Housing Department items. Related costs consist of employee benefits. SG: \$225,888 Related Costs: \$109,610	225,888	-	335,498
27. AHSC Grant Implementation Continue funding and resolution authority for two positions consisting of one Transportation Engineering Associate (TEA) III and one TEA II to lead the implementation and project delivery phase of the Affordable Housing and Sustainable Communities (AHSC) Grant program. These positions are fully reimbursed by grant funds. See related Bureau of Engineering and Housing Department items. Related costs consist of employee benefits. SG: \$225,275 Related Costs: \$109,397	225,275	-	334,672
28. Capital Grant Project Delivery Support and Management Continue resolution authority and funding for six positions consisting of one Transportation Engineering Associate II, one Senior Management Analyst I, one Management Analyst, and three Signal Systems Electricians to manage and inspect grant-funded capital projects. Partial funding is provided by the Proposition C Anti-Gridlock Transit Improvement Fund (\$339,398). These positions will be reimbursed by funded construction projects, including grant funded projects. Related costs consist of employee benefits. SG: \$632,232 Related Costs: \$312,994	632,232	-	945,226
TOTAL Transportation Infrastructure and Project Delivery	285,087	-	
2022-23 Program Budget	5,687,570	17	
Changes in Salaries, Expense, Equipment, and Special	285,087	-	
2023-24 PROGRAM BUDGET	5,972,657	17	

Parking Facilities, Meters, and Operations

This program supports the operation and maintenance of City-owned parking lots, management of the City's on-street parking meters, and administration of the City's Permit Parking Service. This program also assists in the development of various mixed-use projects relative to City-owned parking lots in coordination with other City and governmental agencies and private developers. Lastly, this program includes meter security functions for parking meter coin collection and oversight of the coin counting for over 38,000 parking meters.

Percent of Time Parking Meters are Functioning Properly



Program Changes	Direct Cost	Positions	Total Cost
Changes in Salaries, Expense, Equipment, and Special			
Apportionment of Changes Applicable to Various Programs	(411,923)	-	(747,139)
Related costs consist of employee benefits.			
SG: (\$411,923)			
Related Costs: (\$335,216)			

Parking Facilities, Meters, and Operations

Program Changes	Direct Cost	Positions	Total Cost
Changes in Salaries, Expense, Equipment, and Special			
Continuation of Services			
29. Parking and Electric Vehicle Infrastructure Continue funding and resolution authority for one Environmental Affairs Officer to develop and implement Citywide electric vehicle charging policies. Funding is provided by the Mobile Source Air Pollution Reduction Fund. Related costs consist of employee benefits. <i>SG: \$153,740</i> <i>Related Costs: \$69,027</i>	153,740	-	222,767
30. Parking Revenue Support Continue funding and resolution authority for one Senior Accountant II to provide administrative support for the Special Parking Revenue Fund. This position will be fully reimbursed by the Special Parking Revenue Fund. Related costs consist of employee benefits. <i>SG: \$94,937</i> <i>Related Costs: \$48,528</i>	94,937	-	143,465
31. Parking Facilities and Meters Support Continue funding and resolution authority for eight positions consisting of one Transportation Engineer, one Transportation Engineering Associate IV, one Transportation Engineering Associate III, one Transportation Engineering Aide I, one Parking Meter Technician Supervisor I, two Parking Meter Technicians, and one Geographic Information Systems Specialist to provide support of parking facilities and meters. One vacant Civil Engineering Drafting Technician is not continued. Funding is provided by the Special Parking Revenue Fund (\$646,582) and Permit Parking Program Revenue Fund (\$113,062). Related costs consist of employee benefits. <i>SG: \$759,644</i> <i>Related Costs: \$388,276</i>	759,644	-	1,147,920
TOTAL Parking Facilities, Meters, and Operations	596,398	-	
2022-23 Program Budget	7,590,816	67	
Changes in Salaries, Expense, Equipment, and Special	596,398	-	
2023-24 PROGRAM BUDGET	8,187,214	67	

Parking Enforcement Services

This program employs full-time Traffic Officers who enforce parking restrictions found in state and City codes. The Parking Enforcement Services program also provides traffic control services during peak periods at heavily congested intersections, during emergencies, and whenever signals fail.

Program Changes	Direct Cost	Positions	Total Cost
Changes in Salaries, Expense, Equipment, and Special			
Apportionment of Changes Applicable to Various Programs Related costs consist of employee benefits. <i>SG: \$2,091,445 SOT: (\$131,018)</i> <i>Related Costs: (\$690,715)</i>	1,960,427	-	1,269,712
Continuation of Services			
32. Hollywood Sign Enforcement Continue funding and resolution authority for 14 Traffic Officer IIs to provide traffic enforcement around the Hollywood Sign to address traffic and public safety issues. Related costs consist of employee benefits. <i>SG: \$1,005,299</i> <i>Related Costs: \$566,509</i>	1,005,299	-	1,571,808
33. Traffic Officer Supervision and Support Continue funding and resolution authority for eight positions consisting of three Senior Traffic Supervisor Is and five Administrative Clerks. The Senior Traffic Supervisor Is provide additional supervision to the High Priority Scofflaw Unit and the Crossing Guard Program. The Administrative Clerks provide area offices with administrative support. Related costs consist of employee benefits. <i>SG: \$477,682</i> <i>Related Costs: \$289,984</i>	477,682	-	767,666
34. Parking Enforcement and Abandoned Vehicles - Valley Continue funding and resolution authority for seven positions consisting of one Senior Traffic Supervisor I and six Traffic Officer IIs to provide parking enforcement and abandoned vehicle services in the Valley. Related costs consist of employee benefits. <i>SG: \$516,043</i> <i>Related Costs: \$287,923</i>	516,043	-	803,966
Increased Services			
35. Traffic Control and Parking Enforcement Overtime Add one-time funding in the Overtime General Account for holiday traffic control and parking enforcement at Lake Hollywood, Beachwood Canyon, and Runyon Canyon. <i>SOT: \$200,000</i>	200,000	-	200,000

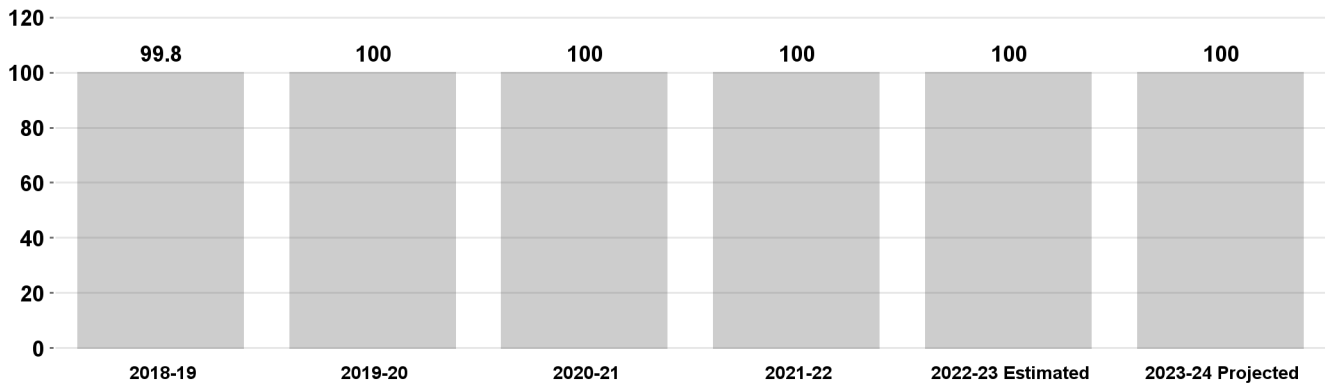
Parking Enforcement Services

TOTAL Parking Enforcement Services	4,159,451	-
2022-23 Program Budget	69,830,146	752
Changes in Salaries, Expense, Equipment, and Special	4,159,451	-
2023-24 PROGRAM BUDGET	73,989,597	752

Parking Citation Processing Services

This program is responsible for processing all parking citations issued by the City of Los Angeles for stopped vehicles in violation of California and City codes. In addition, this program provides adjudication services for motorists who contest parking citations issued by the City of Los Angeles.

Initial Parking Citation Review Rate within 240-Days (percentage)

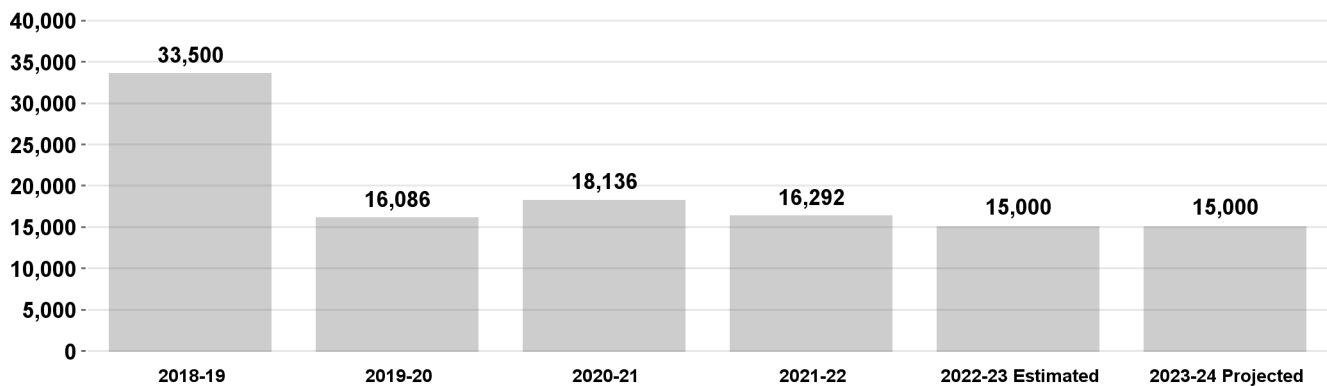


Program Changes	Direct Cost	Positions	Total Cost
Changes in Salaries, Expense, Equipment, and Special			
Apportionment of Changes Applicable to Various Programs	96,575	-	88,555
Related costs consist of employee benefits.			
SG: \$96,575			
Related Costs: (\$8,020)			
Continuation of Services			
36. Community Assistance Parking Program	130,739	-	207,181
Continue funding and resolution authority for two positions consisting of one Management Assistant and one Senior Administrative Clerk to support the Community Assistance Parking Program, which allows individuals experiencing homelessness with open and unpaid parking citations to pay their citations by providing community services. Related costs consist of employee benefits.			
SG: \$130,739			
Related Costs: \$76,442			
37. Parking Operations and Adjudication Division Support	482,103	5	727,329
Add funding and regular authority for five positions consisting of one Senior Management Analyst I, two Management Analysts, one Management Assistant, and one Administrative Hearing Examiner to support parking operations and adjudication. One vacant Management Assistant is not continued. Related costs consist of employee benefits.			
SG: \$482,103			
Related Costs: \$245,226			
TOTAL Parking Citation Processing Services	709,417	5	
2022-23 Program Budget	13,356,324	50	
Changes in Salaries, Expense, Equipment, and Special	709,417	5	
2023-24 PROGRAM BUDGET	14,065,741	55	

Streets and Sign Management

This program includes the design and installation of traffic markings on repaved streets, installation and maintenance of traffic safety and street name signs, temporary sign postings, and the design and installation of pavement markings that includes lane striping, traffic markings on streets and curbs, and Citywide mark-out. This program also coordinates with the Bureau of Street Services to schedule work crews to install pavement and curb markings in conjunction with street resurfacings.

Number of Sign Maintenance & Installation Projects Completed



Program Changes	Direct Cost	Positions	Total Cost
Changes in Salaries, Expense, Equipment, and Special			
Apportionment of Changes Applicable to Various Programs	(2,697,171)	-	(4,368,528)
Related costs consist of employee benefits.			
SG: (\$2,697,171)			
Related Costs: (\$1,671,357)			
Continuation of Services			
38. Transportation Engineering Field Operations Support	255,145	2	374,955
Add funding and regular authority for two positions consisting of one Transportation Engineer and one Transportation Engineering Associate III for transportation engineering field operations support. One vacant Transportation Engineering Aide I is not continued. Related costs consist of employee benefits.			
SG: \$255,145			
Related Costs: \$119,810			
39. Vision Zero Street and Safety Improvements	185,593	-	312,023
Continue funding and resolution authority for four Maintenance Laborers to perform street maintenance and safety improvement projects to facilitate implementation of Vision Zero objectives. Funding is provided by the Measure R Local Return Fund. See related Bureaus of Engineering, Street Lighting, and Street Services items. Related costs consist of employee benefits.			
SG: \$185,593			
Related Costs: \$126,430			

Streets and Sign Management

Program Changes	Direct Cost	Positions	Total Cost
Changes in Salaries, Expense, Equipment, and Special			
Continuation of Services			
40. Traffic and Street Maintenance Support Continue funding and resolution authority for 13 positions consisting of five Traffic Painter and Sign Poster IIs, five Traffic Painter and Sign Poster IIIs, one Traffic Marking and Sign Superintendent I, one Civil Engineering Drafting Technician, and one Transportation Engineering Associate III. Add funding and continue resolution authority for one Civil Engineering Drafting Technician. These positions support critical maintenance of signs and traffic control devices to reduce accidents on public streets and the Pavement Preservation Program by installing striping on streets which have been resurfaced or slurried. Partial funding is provided by the Proposition C Anti-Gridlock Transit Improvement Fund (\$1,008,471). Related costs consist of employee benefits. <i>SG: \$1,087,750</i> <i>Related Costs: \$595,251</i>	1,087,750	-	1,683,001
41. Film Industry Support Continue funding and resolution authority for four positions consisting of one Traffic Marking and Sign Superintendent I and three Maintenance Laborers to provide temporary sign posting support for the film industry. These positions are partially reimbursed by filming permit fees. Related costs consist of employee benefits. <i>SG: \$225,838</i> <i>Related Costs: \$140,459</i>	225,838	-	366,297
42. Temporary Sign Resources Continue funding and resolution authority for two Administrative Clerks to support the demand for temporary sign posting and removal requests. Related costs consist of employee benefits. <i>SG: \$88,832</i> <i>Related Costs: \$61,833</i>	88,832	-	150,665
43. Failed Streets Reconstruction Program Continue funding and resolution authority for 12 positions consisting of eight Traffic Painter and Sign Poster IIs and four Maintenance Laborers to operate two crews to support the Failed Street Reconstruction Program. Funding is provided by the Measure M Local Return Fund (\$357,659) and the Street Damage Restoration Fee Fund (\$357,659). See related Bureaus of Engineering and Street Services, and Department of General Services items. Related cost consist of employee benefits. <i>SG: \$715,318</i> <i>Related Costs: \$434,556</i>	715,318	-	1,149,874

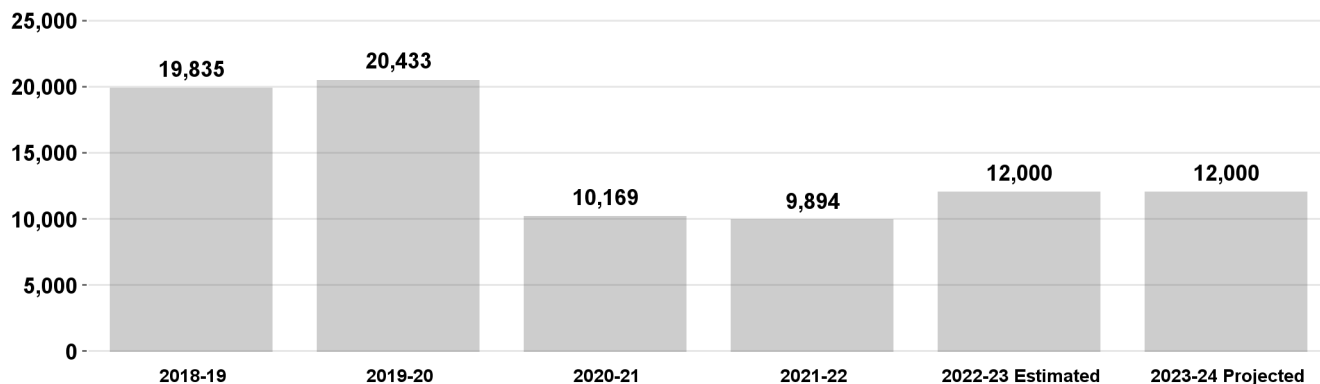
Streets and Sign Management

Program Changes	Direct Cost	Positions	Total Cost
Changes in Salaries, Expense, Equipment, and Special			
Continuation of Services			
44. Former Complete Streets Program - Striping Continue funding and resolution authority for six positions consisting of two Maintenance Laborers, two Traffic Painter and Sign Poster IIs, and two Traffic Painter and Sign Poster IIIs. As the Complete Streets program comes to a close, these positions will finish striping and mark-out work for the existing Complete Streets Program project. Once completed, these positions will be dedicated to the maintenance backlog of striping and mark-out work in underserved communities. Funding is provided by the Measure M Local Return Fund. Related costs consist of employee benefits. <i>SG: \$381,638</i> <i>Related Costs: \$225,637</i>	381,638	-	607,275
45. Temporary Parking Restrictions Support Add funding and continue resolution authority for two positions consisting of one Sign Painter and one Maintenance Laborer to support temporary parking restrictions for various projects. Related costs consist of employee benefits. <i>SG: \$131,934</i> <i>Related Costs: \$76,858</i>	131,934	-	208,792
46. Traffic Marking and Signs Field Operations Support Continue funding and resolution authority for one Traffic Marking and Sign Superintendent II and add funding and continue resolution authority for one Traffic Painter and Sign Poster III to support field operations and striping work. Funding is provided by the Proposition C Anti-Gridlock Transit Improvement Fund. Related costs consist of employee benefits. <i>SG: \$180,934</i> <i>Related Costs: \$93,940</i>	180,934	-	274,874
47. Failed Streets Reconstruction Program Additional Support Continue funding and resolution authority for four Traffic Painter and Sign Poster IIs to support the Failed Streets Reconstruction Program. Funding is provided by the Street Damage Restoration Fee Fund (\$108,700) and the Measure M Local Return Fund (\$108,700). Related costs consist of employee benefits. <i>SG: \$217,400</i> <i>Related Costs: \$137,518</i>	217,400	-	354,918
TOTAL Streets and Sign Management	773,211	2	
2022-23 Program Budget	23,287,413	124	
Changes in Salaries, Expense, Equipment, and Special	773,211	2	
2023-24 PROGRAM BUDGET	24,060,624	126	

District Offices

This program operates Department of Transportation District Offices at six locations. District Office staff are responsible for investigating the need for and authorizing the installation of traffic signals, stop signs, regulatory, guide, and warning signs, crosswalks, pavement markings, and parking regulations. District Office staff also attend meetings with other governmental agencies and public meetings that include Council Offices, homeowner associations, school staff, developers, and Chambers of Commerce to discuss traffic congestion and traffic safety on local streets and highways.

Number of Service Requests Closed



Program Changes	Direct Cost	Positions	Total Cost
Changes in Salaries, Expense, Equipment, and Special			
Apportionment of Changes Applicable to Various Programs	(262,668)	-	(462,153)
Related costs consist of employee benefits. SG: (\$210,977) SOT: (\$51,691) Related Costs: (\$199,485)			
Continuation of Services			
48. West Valley District Office	134,699	-	197,088
Add funding and continue resolution authority for one Transportation Engineer to support traffic control at the West Valley District Office. Related costs consist of employee benefits. SG: \$134,699 Related Costs: \$62,389			
49. Speed Hump Program	699,373	-	1,051,206
Continue funding and resolution authority for seven positions consisting of two Transportation Engineers, one Transportation Engineering Associate II, one Transportation Engineering Aide II, two Transportation Engineering Aide Is, and one Senior Administrative Clerk to support the Speed Hump Program and address the backlog of requests. Partial funding is provided by the Measure R Local Return Fund (\$329,588) and the Measure M Local Return Fund (\$83,973). Related costs consist of employee benefits. SG: \$699,373 Related Costs: \$351,833			

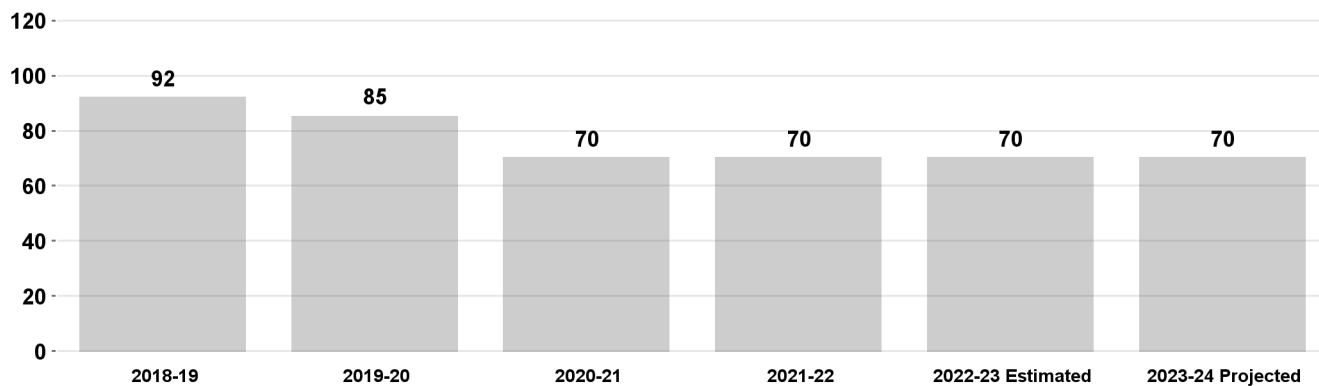
District Offices

Program Changes	Direct Cost	Positions	Total Cost
Changes in Salaries, Expense, Equipment, and Special			
Increased Services			
50. Budget, Finance and Innovation Report Item No. 27b	164,494	-	244,986
<p>The Council modified the Mayor's Proposed Budget by adding six-months funding and resolution authority for three positions consisting of one Transportation Engineering Aide I and two Transportation Engineering Associate IIs, subject to pay grade determination by the Office of the City Administrative Officer, Employee Relations Division, to implement a Speed Hump and Speed Table Program for schools. Related costs consist of employee benefits.</p> <p><i>SG: \$164,494</i></p> <p><i>Related Costs: \$80,492</i></p>			
TOTAL District Offices	735,898	-	
2022-23 Program Budget	5,418,115	39	
Changes in Salaries, Expense, Equipment, and Special	735,898	-	
2023-24 PROGRAM BUDGET	6,154,013	39	

Traffic Signals and Systems

This program is responsible for the design, construction, maintenance, and operation of the City's traffic signal system. The City's traffic signal system includes the Automated Traffic Surveillance and Control (ATSAC) system, which makes it possible for City staff to remotely control traffic signals from a single location. This program also provides the following services: 1. Signal repair and maintenance of existing traffic signals; 2. New signal construction; 3. ATSAC and Signal Operation Services; and 4. Installation of traffic signal loops.

Percent of Signal Calls Responded to Within One Hour



Program Changes	Direct Cost	Positions	Total Cost
Changes in Salaries, Expense, Equipment, and Special			
Apportionment of Changes Applicable to Various Programs	(8,427,150)	-	(12,655,872)
Related costs consist of employee benefits.			
SG: (\$8,027,150) SHH: (\$200,000) SHHFB: (\$200,000)			
Related Costs: (\$4,228,722)			
Continuation of Services			
51. Metro Annual Work Plan - Transit Speed Improvements	601,782	-	888,728
Continue funding and resolution authority for five positions consisting of two Transportation Engineering Associate IVs, one Transportation Engineering Associate III, one Transportation Engineering Associate II, and one Programmer/Analyst IV to support work related to the Transit Speed Improvement Project as part of the Los Angeles Metropolitan Transportation Authority (Metro) Annual Work Plan. Funding is provided by the Measure M Local Return Fund. These positions will be fully reimbursed by Metro. Related costs consist of employee benefits.			
SG: \$601,782			
Related Costs: \$286,946			

Traffic Signals and Systems

Program Changes	Direct Cost	Positions	Total Cost
Changes in Salaries, Expense, Equipment, and Special			
Continuation of Services			
52. Vision Zero Traffic Signal Construction Program Continue funding and resolution authority for nine positions consisting of two Assistant Signal Systems Electricians, two Cement Finishers, two Electrical Craft Helpers, two Signal Systems Electricians, and one Signal Systems Supervisor I to support the traffic signal construction workload for new traffic signals Citywide. Funding is provided by the Measure M Local Return Fund. See related Bureaus of Engineering, Street Lighting, and Street Services items. Related costs consist of employee benefits. <i>SG: \$763,586</i> <i>Related Costs: \$405,083</i>	763,586	-	1,168,669
53. Traffic Signals Support Continue funding and resolution authority for 72 positions consisting of one Cement Finisher, two Electrical Craft Helpers, three Assistant Signal Systems Electricians, 21 Signal Systems Electricians, two Signal Systems Supervisor Is, one Graphics Designer II, three Transportation Engineers, six Civil Engineering Drafting Technicians, 19 Transportation Engineering Associate IIs, 11 Transportation Engineering Associate IIIs, two Transportation Engineering Associate IVs, and one Senior Transportation Engineer. These positions support the ongoing workload for design, construction, maintenance, and operations of all traffic signals to ensure the traffic network and the Automated Traffic Surveillance and Control infrastructure are working effectively. Seven of these positions support the Los Angeles Metropolitan Transportation Authority (Metro) Annual Work Plan and will be fully reimbursed by Metro. Funding is provided by the Proposition C Anti-Gridlock Transit Fund (\$7,309,360) and the Proposition A Local Transit Assistance Fund (\$120,446). Full reimbursement for 40 positions is provided by various grantors as part of the Transportation Grant Fund Work Program. Related costs consist of employee benefits. <i>SG: \$7,429,806</i> <i>Related Costs: \$3,701,205</i>	7,429,806	-	11,131,011
54. Safety-Related Traffic Signal Construction Continue resolution authority for five positions consisting of four Transportation Engineering Associate IIs and one Signal Systems Electrician to support the accelerated design, construction, and inspection of safety-related traffic signal projects. Funding will be provided through interim appropriations from the Road Maintenance and Rehabilitation Program Special Fund.	-	-	-

Traffic Signals and Systems

Program Changes	Direct Cost	Positions	Total Cost
Changes in Salaries, Expense, Equipment, and Special			
Continuation of Services			
55. Hiring Hall Support of Traffic Signal Maintenance Continue one-time funding in the Hiring Hall Salaries (\$200,000) and Benefits Hiring Hall (\$200,000) accounts. Funding is provided by the Proposition C Anti-Gridlock Transit Fund. <i>SHH: \$200,000 SHHFB: \$200,000</i>	400,000	-	400,000
56. Vision Zero Traffic Signal Implementation Continue resolution authority for three Transportation Engineering Associate IIs to support Vision Zero traffic signal implementation. Funding will be provided through interim appropriations from the Road Maintenance and Rehabilitation Program Special Fund.	-	-	-
57. DWP Water Trunk Line Program - Traffic Signals Continue funding and resolution authority for six positions consisting of one Signal Systems Electrician, one Transportation Engineer, and four Transportation Engineering Associate IIs. These positions support the Department of Water and Power (DWP) water trunk line construction program. These positions will be fully reimbursed by DWP. Related costs consist of employee benefits. <i>SG: \$651,626</i> <i>Related Costs: \$319,755</i>	651,626	-	971,381
58. Traffic Signal Field Operations Support Continue funding and add regular authority for one Signal Systems Supervisor II to support signal field operations. Funding is provided by the Proposition C Anti-Gridlock Transit Fund. Related costs consist of employee benefits. <i>SG: \$117,469</i> <i>Related Costs: \$56,383</i>	117,469	1	173,852
59. Public Right of Way Reservation System Continue funding and resolution authority for one Transportation Engineering Associate III to support the Public Right of Way Reservation System. Funding is provided by the Measure M Local Return Fund. Related costs consist of employee benefits. <i>SG: \$120,446</i> <i>Related Costs: \$57,421</i>	120,446	-	177,867

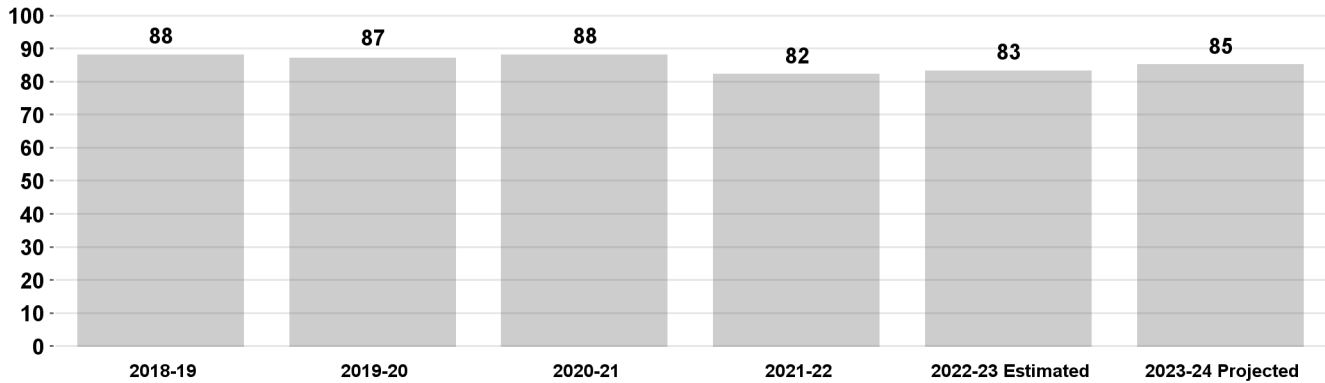
Traffic Signals and Systems

Program Changes	Direct Cost	Positions	Total Cost
Changes in Salaries, Expense, Equipment, and Special			
Continuation of Services			
60. Traffic Signal Field Operations, Design, and Striping Add funding and continue resolution authority for eight positions consisting of one Electrical Craft Helper, five Signal Systems Electricians, and two Transportation Engineering Associate IIs to support traffic signal field operations and design and striping work. Related costs consist of employee benefits. SG: \$765,395 Related Costs: \$390,281	765,395	-	1,155,676
61. Traffic Signal Design and Construction Add funding and continue resolution authority for two positions consisting of one Civil Engineering Drafting Technician and one Transportation Engineering Associate II to support traffic signal design and construction. Related costs consist of employee benefits. SG: \$184,107 Related Costs: \$95,046	184,107	-	279,153
62. Traffic Signal Repair and Maintenance Field Operations Add funding and continue resolution authority for eight positions consisting of one Signal Systems Supervisor I, six Signal Systems Electricians, and one Civil Engineering Drafting Technician to support traffic signal repair and maintenance field operations. Related costs consist of employee benefits. SG: \$775,861 Related Costs: \$393,929	775,861	-	1,169,790
TOTAL Traffic Signals and Systems	3,382,928	1	
2022-23 Program Budget	27,239,783	125	
Changes in Salaries, Expense, Equipment, and Special	3,382,928	1	
2023-24 PROGRAM BUDGET	30,622,711	126	

Public Transit Services

This program provides several public transit services, including Commuter Express; Community DASH; specialized transit for the elderly and mobility-impaired residents; and charter bus services. Commuter Express provides weekday peak-hour commuter services to and from suburban areas. Community DASH is a local, community-based shuttle bus that operates in several communities.

Percent of LADOT Transit On-Time Arrivals

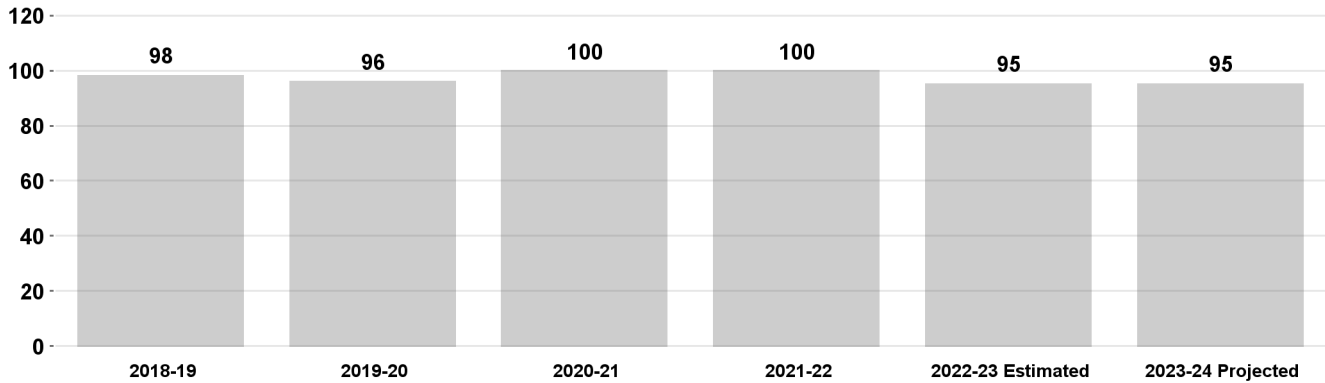


Program Changes	Direct Cost	Positions	Total Cost
Changes in Salaries, Expense, Equipment, and Special			
Apportionment of Changes Applicable to Various Programs	(634,659)	-	(962,046)
Related costs consist of employee benefits.			
SG: (\$634,659)			
Related Costs: (\$327,387)			
Continuation of Services			
63. Transit Services Expansion	745,546	-	1,113,474
Continue funding and resolution authority for seven positions consisting of four Transportation Planning Associate IIs, two Equipment Specialist Is, and one Senior Management Analyst I to provide program support, project management, and maintenance support of the vehicles needed to implement Phase One of the Transit Service multiyear expansion. Funding is provided by the Proposition A Local Transit Assistance Fund. Related costs consist of employee benefits.			
SG: \$745,546			
Related Costs: \$367,928			
Increased Services			
64. Inside Safe Response Charter Bus Services	600,000	-	600,000
Add one-time funding in the Contractual Services Account for charter transportation relocation services as part of the Inside Safe homelessness initiative.			
EX: \$600,000			
TOTAL Public Transit Services	710,887	-	
2022-23 Program Budget	5,699,658	42	
Changes in Salaries, Expense, Equipment, and Special	710,887	-	
2023-24 PROGRAM BUDGET	6,410,545	42	

Major Project Coordination

This program is responsible for the implementation of large public, joint-agency transportation projects. Program staff provides coordination, design review, and other services to assist in significant construction projects. Program staff also implements temporary traffic management measures to minimize the impact of major construction projects on transit, pedestrians, cyclists, and motorists.

Percent of Traffic Studies Processed Within 90 Business Days



Program Changes

Direct Cost Positions Total Cost

Changes in Salaries, Expense, Equipment, and Special

Apportionment of Changes Applicable to Various Programs	(1,113,555)	-	(1,615,228)
--	-------------	---	-------------

Related costs consist of employee benefits.

SG: (\$1,113,555)

Related Costs: (\$501,673)

Major Project Coordination

Program Changes	Direct Cost	Positions	Total Cost
Changes in Salaries, Expense, Equipment, and Special			
Continuation of Services			
<p>65. Former Complete Streets Program and Vision Zero</p> <p>Continue funding and resolution authority for six positions consisting of four Transportation Engineering Associate IIs, one Transportation Engineering Associate III, and one Signal Systems Electrician to support the design, construction, and inspection of Vision Zero corridor projects and the final existing Complete Streets project. Once the Complete Streets work is finished, resources will be dedicated to backlogged maintenance projects requiring design, construction, and inspection in underserved communities. Funding is provided by the Measure M Local Return Fund. See related Bureaus of Engineering, Street Lighting, and Street Services items. Related costs consist of employee benefits.</p> <p><i>SG: \$637,372</i></p> <p><i>Related Costs: \$314,786</i></p>	637,372	-	952,158
<p>66. Bus Speed Improvement Projects / Metro Support</p> <p>Continue funding and resolution authority for three positions consisting of one Transportation Engineering Associate III, one Transportation Engineering Associate II, and one Transportation Engineer to support the Los Angeles Metropolitan Transportation Authority (Metro) transit improvement projects. Funding is provided by the Proposition C Anti-Gridlock Transit Improvement Fund. These positions will be fully reimbursed by Metro. Related costs consist of employee benefits.</p> <p><i>SG: \$359,974</i></p> <p><i>Related Costs: \$171,786</i></p>	359,974	-	531,760
<p>67. State Route 710 North Mobility Projects</p> <p>Continue funding and resolution authority for one Supervising Transportation Planner I for the State Route 710 North Mobility Projects. Funding is provided by the Proposition C Anti-Gridlock Transit Improvement Fund. This position will be fully reimbursed by the Los Angeles Metropolitan Transportation Authority. Related costs consist of employee benefits.</p> <p><i>SG: \$126,817</i></p> <p><i>Related Costs: \$59,641</i></p>	126,817	-	186,458
<p>68. DWP Water Trunk Line Program - Construction</p> <p>Continue funding and resolution authority for one Transportation Engineering Associate II to support the construction workload associated with the Department of Water and Power (DWP) water trunk line construction program. This position will be fully reimbursed by DWP. Related costs consist of employee benefits.</p> <p><i>SG: \$104,829</i></p> <p><i>Related Costs: \$51,976</i></p>	104,829	-	156,805

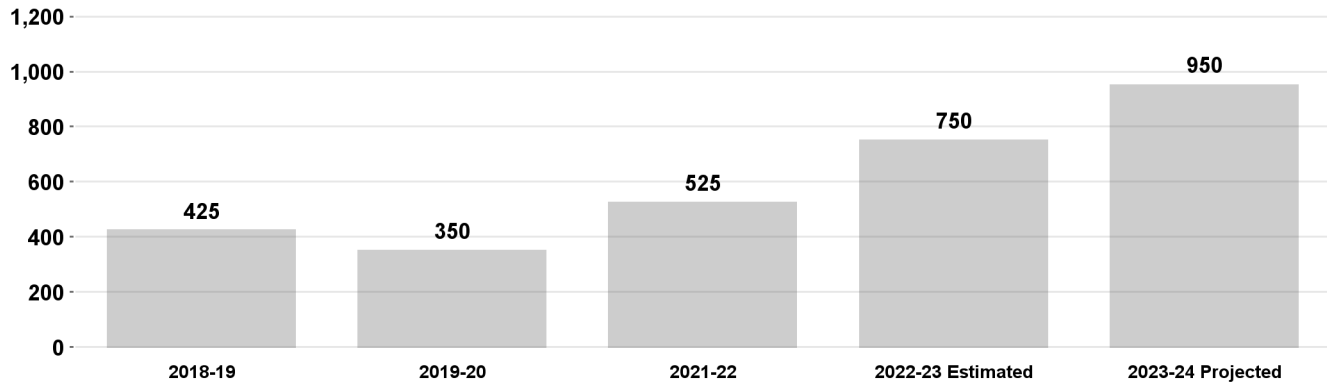
Major Project Coordination

TOTAL Major Project Coordination	115,437	-
2022-23 Program Budget	6,436,538	13
Changes in Salaries, Expense, Equipment, and Special	115,437	-
2023-24 PROGRAM BUDGET	6,551,975	13

Emergency Management and Special Events

This program plans, coordinates, and implements traffic management plans for Special Events and Emergency Response citywide.

Number of Special Events Requiring Traffic Engineering

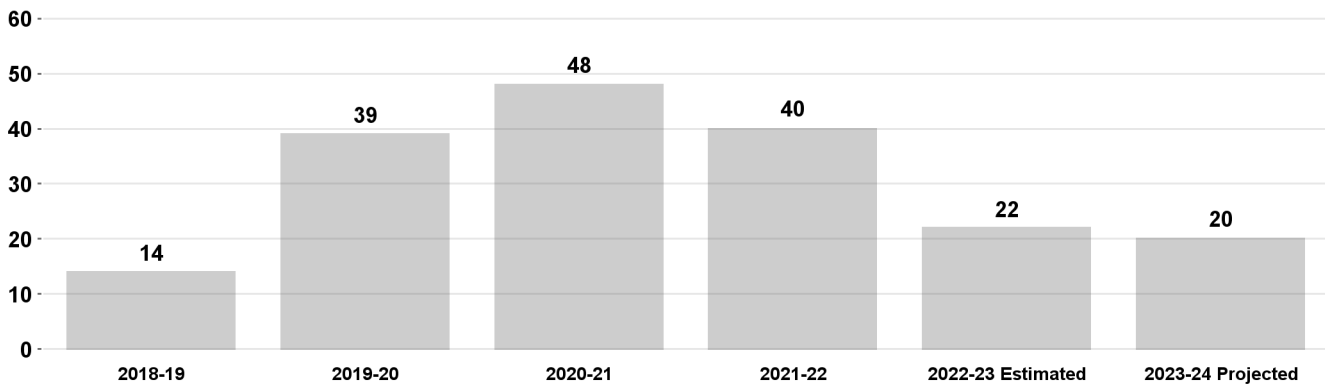


Program Changes	Direct Cost	Positions	Total Cost
Changes in Salaries, Expense, Equipment, and Special			
Apportionment of Changes Applicable to Various Programs	56,730	-	69,770
Related costs consist of employee benefits.			
SG: \$56,730			
Related Costs: \$13,040			
Continuation of Services			
69. Emergency Management Services Support	125,818	-	185,111
Add funding and continue resolution authority for one Emergency Management Coordinator I to support emergency management services. Related costs consist of employee benefits.			
SG: \$125,818			
Related Costs: \$59,293			
TOTAL Emergency Management and Special Events	182,548	-	
2022-23 Program Budget	2,956,748	9	
Changes in Salaries, Expense, Equipment, and Special	182,548	-	
2023-24 PROGRAM BUDGET	3,139,296	9	

Active Transportation

This program focuses on bicycle and pedestrian projects and programs. The Bicycle Initiative Implementation subprogram includes the planning, public outreach, coordination, design, installation, and maintenance of new bike lanes, bikeways, bike paths, bicycle-friendly streets, and sharrows (shared lane bicycle markings). The Pedestrian Plan Implementation subprogram consists of the planning, public outreach, coordination, design, installation, and maintenance of projects that facilitate pedestrian movement and safety.

Number of Lane Miles of Bicycle Facilities (Installed or Improved)



Program Changes

Direct Cost Positions Total Cost

Changes in Salaries, Expense, Equipment, and Special

Apportionment of Changes Applicable to Various Programs	(1,349,759)	-	(2,186,377)
--	-------------	---	-------------

Related costs consist of employee benefits.

SG: (\$1,349,759)

Related Costs: (\$836,618)

Active Transportation

Program Changes	Direct Cost	Positions	Total Cost
Changes in Salaries, Expense, Equipment, and Special			
Continuation of Services			
70. LA AI Fresco Program Continue funding and resolution authority for three positions consisting of one Supervising Transportation Planner I, one Transportation Engineering Associate III, and one Management Analyst to support the LA AI Fresco Program. These positions will be partially reimbursed by the pending on-street dining application review fee. Related costs consist of employee benefits. <i>SG: \$350,746</i> <i>Related Costs: \$168,569</i>	350,746	-	519,315
71. Former Great Streets Initiative Continue funding and resolution authority for two positions consisting of one Supervising Transportation Planner I and one Transportation Engineering Associate III for the remaining active corridor projects. Once completed, these resources will be dedicated to addressing the maintenance backlog for street improvement projects in underserved communities. Funding is provided by the Measure M Local Return Fund. Related costs consist of employee benefits. <i>SG: \$247,263</i> <i>Related Costs: \$117,062</i>	247,263	-	364,325
72. Safe Routes for Seniors Continue funding and resolution authority for one Transportation Planning Associate I to assist with the coordination of the Safe Routes for Seniors program. Funding is provided by the Measure R Local Return Fund. Related costs consist of employee benefits. <i>SG: \$83,928</i> <i>Related Costs: \$44,690</i>	83,928	-	128,618
Restoration of Services			
73. Budget, Finance and Innovation Report Item No. 141 The Council modified the Mayor's Proposed Budget by continuing resolution authority without funding for 17 positions consisting of one Transportation Engineer, one Civil Engineering Drafting Technician, one Geographic Information Systems Specialist, one Senior Management Analyst I, one Management Analyst, one Senior Administrative Clerk, one Supervising Transportation Planner II, two Supervising Transportation Planner Is, one Transportation Engineering Associate III, one Transportation Engineering Associate II, four Transportation Planning Associate IIs, and two Transportation Planning Associate Is to implement the Active Transportation Project.	-	-	-

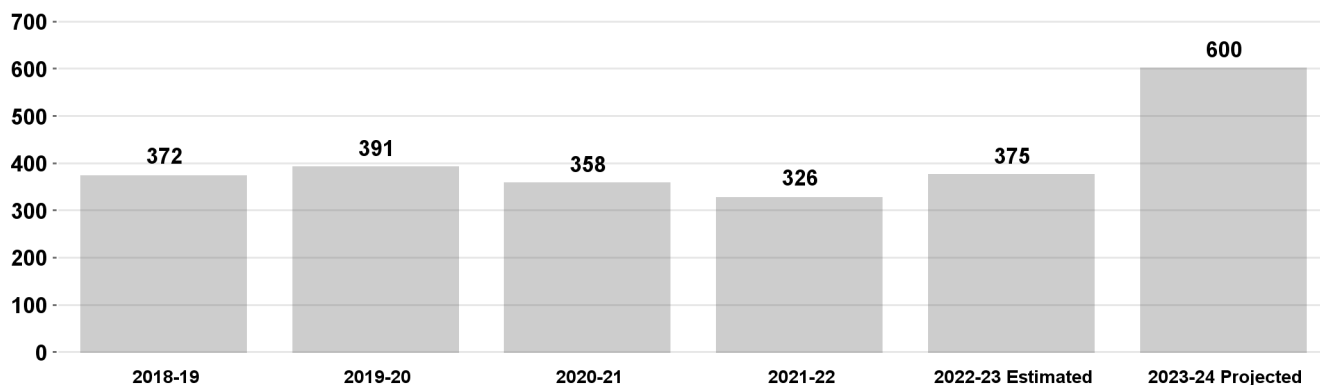
Active Transportation

Program Changes	Direct Cost	Positions	Total Cost
Changes in Salaries, Expense, Equipment, and Special			
New Services			
74. Budget, Finance and Innovation Report Item No. 142	-	-	-
The Council modified the Mayor's Proposed Budget by adding resolution authority without funding for one Transportation Engineering Associate II, subject to pay grade determination by the Office of the City Administrative Officer, Employee Relations Division, to support high profile special events.			
TOTAL Active Transportation	(667,822)	-	
2022-23 Program Budget	6,789,992	47	
Changes in Salaries, Expense, Equipment, and Special	(667,822)	-	
2023-24 PROGRAM BUDGET	6,122,170	47	

Crossing Guard Services

This program provides crossing guard services to elementary schools throughout the LAUSD to ensure the safe crossing of children to and from their local schools. The program consists of crossing guards, supervisors, and support staff.

Number of Guards Assigned



Program Changes	Direct Cost	Positions	Total Cost
Changes in Salaries, Expense, Equipment, and Special			
Apportionment of Changes Applicable to Various Programs	(1,501,542)	-	(1,539,733)
Related costs consist of employee benefits.			
SG: (\$49,182) SAN: (\$1,452,360)			
Related Costs: (\$38,191)			
Increased Services			
75. Crossing Guard Services	2,143,789	-	2,192,614
Continue funding and resolution authority for one Senior Traffic Supervisor II to provide oversight of school crossing guards.			
Add one-time funding in the Salaries, As-Needed Account for 128 additional crossing guards. Related costs consist of employee benefits.			
SG: \$95,789 SAN: \$2,048,000			
Related Costs: \$48,825			
Other Changes or Adjustments			
76. Traffic Safety Fund Realignment	-	-	-
Realign funding from the Traffic Safety Fund to the General Fund to reflect anticipated revenues. There is no change to the level of services provided nor to the overall funding provided to the Department.			
TOTAL Crossing Guard Services	642,247	-	
2022-23 Program Budget	9,526,377	5	
Changes in Salaries, Expense, Equipment, and Special	642,247	-	
2023-24 PROGRAM BUDGET	10,168,624	5	

Technology Support

This program provides direct support to all the Department's operational programs. This program provides services, and maintains technology that includes automated information systems, desktop computers, servers, and data communications.

Program Changes	Direct Cost	Positions	Total Cost
Changes in Salaries, Expense, Equipment, and Special			
Apportionment of Changes Applicable to Various Programs Related costs consist of employee benefits. SG: \$211,039 Related Costs: \$67,382	211,039	-	278,421
Continuation of Services			
77. Help Desk and IT Operations Support Add funding and regular authority for one Senior Systems Analyst I to provide Help Desk and IT Operations support. Related costs consist of employee benefits. SG: \$105,570 Related Costs: \$52,235	105,570	1	157,805
TOTAL Technology Support	316,609	1	
2022-23 Program Budget	2,390,814	21	
Changes in Salaries, Expense, Equipment, and Special	316,609	1	
2023-24 PROGRAM BUDGET	2,707,423	22	

General Administration and Support

This program provides Department-wide administrative services, including executive management, budget development, payroll, and accounts payable.

Program Changes	Direct Cost	Positions	Total Cost
Changes in Salaries, Expense, Equipment, and Special			
Apportionment of Changes Applicable to Various Programs	(187,971)	-	(340,131)
Related costs consist of employee benefits.			
SG: (\$187,971)			
Related Costs: (\$152,160)			

General Administration and Support

Program Changes	Direct Cost	Positions	Total Cost
Changes in Salaries, Expense, Equipment, and Special			
Continuation of Services			
78. Community Affairs Advocate Continue funding and resolution authority for one Community Affairs Advocate to provide outreach and engagement with elected officials, stakeholders, and the community. Related costs consist of employee benefits. <i>SG: \$124,633</i> <i>Related Costs: \$58,880</i>	124,633	-	183,513
79. External Affairs Continue funding and resolution authority for one Assistant General Manager Transportation for external affairs. Related costs consist of employee benefits. <i>SG: \$207,611</i> <i>Related Costs: \$87,806</i>	207,611	-	295,417
80. Contract and Budget Support for Transit Continue funding and resolution authority for one Senior Management Analyst I to assist in the administration of the Proposition A Local Transit Assistance Fund budget and personal services contracts. Funding is provided by the Proposition A Local Transit Assistance Fund. Related costs consist of employee benefits. <i>SG: \$131,087</i> <i>Related Costs: \$61,130</i>	131,087	-	192,217
81. External Affairs - Community Engagement Continue funding and resolution authority for one Supervising Transportation Planner I to provide transportation planning expertise for the Department's community engagement efforts. Funding is provided by the Measure R Local Return Fund. Related costs consist of employee benefits. <i>SG: \$126,817</i> <i>Related Costs: \$59,641</i>	126,817	-	186,458
82. Chief Technology Officer Add funding and continue resolution authority for one Assistant General Manager Transportation to serve as the Department's Chief Technology Officer. Related costs consist of employee benefits. <i>SG: \$207,611</i> <i>Related Costs: \$87,806</i>	207,611	-	295,417

General Administration and Support

Program Changes	Direct Cost	Positions	Total Cost
Changes in Salaries, Expense, Equipment, and Special			
Increased Services			
83. Accounting Support for Transportation Grants Add nine-months funding and resolution authority for three positions consisting of one Principal Accountant I and two Senior Accountant Is, subject to pay grade determination by the Office of the City Administrative Officer, Employee Relations Division, to provide accounting and financial management support for Transportation Grant Fund projects. Funding is provided by the Proposition C Anti-Gridlock Transit Improvement Fund. These positions will be fully reimbursed by various project grantors. Related costs consist of employee benefits. SG: \$193,386 Related Costs: \$113,713	193,386	-	307,099
Transfer of Services			
84. Mobile Worker Program Transfer funding from the Information Technology Agency to the Office and Administrative Account for mobile phone usage costs. The Department has fully transitioned from traditional desk phones, which were funded by the Information Technology Agency, to mobile phones through the Mobile Worker Program and will pay for departmental mobile phone costs on an ongoing basis. See related Bureau of Engineering, Bureau of Sanitation, Bureau of Street Lighting, Cannabis Regulation, City Attorney, Community Investment for Families, Housing, Information Technology, Neighborhood Empowerment, and Personnel items. EX: \$75,900	75,900	-	75,900
TOTAL General Administration and Support	879,074	-	
2022-23 Program Budget	7,737,126	61	
Changes in Salaries, Expense, Equipment, and Special	879,074	-	
2023-24 PROGRAM BUDGET	8,616,200	61	

**TRANSPORTATION
DETAIL OF CONTRACTUAL SERVICES ACCOUNT**

2021-22 Actual Expenditures	2022-23 Adopted Budget	2022-23 Estimated Expenditures	Program/Code/Description	2023-24 Contract Amount
Sustainable Transportation - AK9401				
\$ 1,572	\$ 81,651	\$ 82,000	1. State of California - fingerprinting services.....	\$ 81,651
4,044	210,000	210,000	2. Taxicab Ambulance Vehicle for Hire Information System.....	210,000
25,383	-	-	3. Dockless mobility support, enforcement, and community engagement.....	-
<u>\$ 30,999</u>	<u>\$ 291,651</u>	<u>\$ 292,000</u>	Sustainable Transportation Total	<u>\$ 291,651</u>
Transportation Planning and Land Use - CA9402				
\$ 2,114	\$ 10,000	\$ 10,000	4. Traffic counts for Congestion Management Plan.....	\$ 10,000
338,211	-	1,600,000	5. Curb Asset Management System.....	-
105,691	-	500,000	6. Mobility Investment Program.....	-
1,374	6,500	7,000	7. Photocopiers and engineering plotter rental.....	6,500
<u>\$ 447,390</u>	<u>\$ 16,500</u>	<u>\$ 2,117,000</u>	Transportation Planning and Land Use Total	<u>\$ 16,500</u>
Transportation Infrastructure and Project Delivery - CA9403				
\$ 13,001	\$ 13,000	\$ 13,000	8. Photocopiers and engineering plotter rental.....	\$ 13,000
<u>\$ 13,001</u>	<u>\$ 13,000</u>	<u>\$ 13,000</u>	Transportation Infrastructure and Project Delivery Total	<u>\$ 13,000</u>
Parking Enforcement Services - CC9405				
\$ 7,499	\$ 12,500	\$ 12,500	9. Bicycle maintenance.....	\$ 12,500
20,997	35,000	35,000	10. Photocopiers.....	35,000
69,287	115,493	115,000	11. Vehicle maintenance.....	115,493
13,198	22,000	22,000	12. Software and maintenance.....	22,000
8,699	14,500	14,500	13. Landscape maintenance.....	14,500
1,920	3,200	3,000	14. Maintenance - Parking Enforcement parking structure.....	3,200
35,995	60,000	60,000	15. Maintenance - office.....	60,000
<u>\$ 157,595</u>	<u>\$ 262,693</u>	<u>\$ 262,000</u>	Parking Enforcement Services Total	<u>\$ 262,693</u>
Parking Citation Processing Services - CC9406				
\$ 9,526,161	\$ 8,371,031	\$ 8,371,000	16. Processing of parking citations.....	\$ 8,371,031
97,954	101,500	102,000	17. Booting and license plate recognition services.....	101,500
2,895	3,000	3,000	18. Vehicle maintenance.....	3,000
13,511	14,000	14,000	19. Photocopiers.....	14,000
115,807	120,000	120,000	20. Merchant fees - parking citation credit card service charges.....	120,000
6,755	7,000	7,000	21. Software and maintenance.....	7,000
144,760	150,000	150,000	22. Security for adjudication offices.....	150,000
<u>\$ 9,907,843</u>	<u>\$ 8,766,531</u>	<u>\$ 8,767,000</u>	Parking Citation Processing Services Total	<u>\$ 8,766,531</u>
Streets and Sign Management - CC9407				
\$ 4,131,427	\$ 5,936,972	\$ 5,937,000	23. Street resurfacing and slurry seal.....	\$ 5,936,972
1,740	2,500	3,000	24. Uniform services.....	2,500
696	1,000	1,000	25. Service - parts washer.....	1,000
4,871	7,000	7,000	26. Vehicle maintenance.....	7,000
11,482	16,500	17,000	27. Photocopiers and engineering plotter rental.....	16,500
6,959	10,000	10,000	28. Hazardous waste disposal.....	10,000
<u>\$ 4,157,175</u>	<u>\$ 5,973,972</u>	<u>\$ 5,975,000</u>	Streets and Sign Management Total	<u>\$ 5,973,972</u>
District Offices - CC9408				
\$ 25,000	\$ 25,000	\$ 25,000	29. Photocopiers and engineering plotter rental.....	\$ 25,000
<u>\$ 25,000</u>	<u>\$ 25,000</u>	<u>\$ 25,000</u>	District Offices Total	<u>\$ 25,000</u>

**TRANSPORTATION
DETAIL OF CONTRACTUAL SERVICES ACCOUNT**

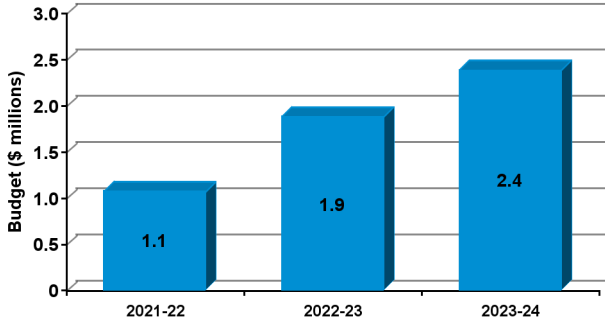
2021-22 Actual Expenditures	2022-23 Adopted Budget	2022-23 Estimated Expenditures	Program/Code/Description	2023-24 Contract Amount
Traffic Signals and Systems - CC9409				
\$ 75,274	\$ 46,354	\$ 47,000	30. Vehicle maintenance.....	\$ 46,354
64,956	40,000	40,000	31. Photocopiers and engineering plotter rental.....	40,000
527,767	325,000	325,000	32. Automated Traffic Surveillance and Control support services.....	325,000
1,624	1,000	1,000	33. Pager services.....	1,000
32,478	20,000	20,000	34. Waste disposal.....	20,000
1,624	1,000	1,000	35. Railroad communications.....	1,000
4,872	3,000	3,000	36. Miscellaneous service.....	3,000
365,377	225,000	225,000	37. Conduit installation.....	225,000
81,195	50,000	50,000	38. Underground Service Alert.....	50,000
487,170	300,000	300,000	39. Traffic signal loop detector.....	300,000
284,182	175,000	175,000	40. Traffic signal construction with state, county, and bordering cities.....	175,000
<u>\$ 1,926,519</u>	<u>\$ 1,186,354</u>	<u>\$ 1,187,000</u>	Traffic Signals and Systems Total	<u>\$ 1,186,354</u>
Public Transit Services - CD9412				
\$ -	\$ -	\$ -	41. Inside Safe charter bus services.....	\$ 600,000
<u>\$ -</u>	<u>\$ -</u>	<u>\$ -</u>	Public Transit Services Total	<u>\$ 600,000</u>
Major Project Coordination - CC9413				
\$ 6,500	\$ 6,500	\$ 7,000	42. Engineering plotters.....	\$ 6,500
<u>\$ 6,500</u>	<u>\$ 6,500</u>	<u>\$ 7,000</u>	Major Project Coordination Total	<u>\$ 6,500</u>
Emergency Management and Special Events - CC9414				
\$ 9,000	\$ 9,000	\$ 9,000	43. Photocopier.....	\$ 9,000
<u>\$ 9,000</u>	<u>\$ 9,000</u>	<u>\$ 9,000</u>	Emergency Management and Special Events Total	<u>\$ 9,000</u>
Active Transportation - CC9416				
\$ 322,388	\$ 13,000	\$ 13,000	44. Photocopiers and engineering plotter rental.....	\$ 13,000
-	-	1,615,000	45. LA Al Fresco Program.....	-
<u>\$ 322,388</u>	<u>\$ 13,000</u>	<u>\$ 1,628,000</u>	Active Transportation Total	<u>\$ 13,000</u>
Technology Support - CC9449				
\$ 37,577	\$ 37,577	\$ 120,000	46. Software maintenance and support.....	\$ 37,577
1,800	1,800	2,000	47. Photocopier.....	1,800
1,300	1,300	1,000	48. Off-site data storage.....	1,300
<u>\$ 40,677</u>	<u>\$ 40,677</u>	<u>\$ 123,000</u>	Technology Support Total	<u>\$ 40,677</u>
General Administration and Support - CC9450				
\$ 12,660	\$ 5,000	\$ 5,000	49. Vehicle maintenance.....	\$ 5,000
100,270	39,600	336,000	50. Facilities.....	39,600
30,385	12,000	12,000	51. Public information services.....	12,000
2,026	800	1,000	52. Courier services.....	800
10,128	4,000	4,000	53. Photocopier.....	4,000
2,785	1,100	1,000	54. Records storage.....	1,100
25,321	10,000	10,000	55. Cable television services.....	10,000
75,962	30,000	30,000	56. Ice machine and water service.....	30,000
16,459	6,500	7,000	57. E-Fax services.....	6,500
296,627	117,147	117,000	58. Mobile communication charges.....	117,147
<u>\$ 572,623</u>	<u>\$ 226,147</u>	<u>\$ 523,000</u>	General Administration and Support Total	<u>\$ 226,147</u>
<u>\$ 17,616,710</u>	<u>\$ 16,831,025</u>	<u>\$ 20,928,000</u>	TOTAL CONTRACTUAL SERVICES ACCOUNT	<u>\$ 17,431,025</u>

YOUTH DEVELOPMENT

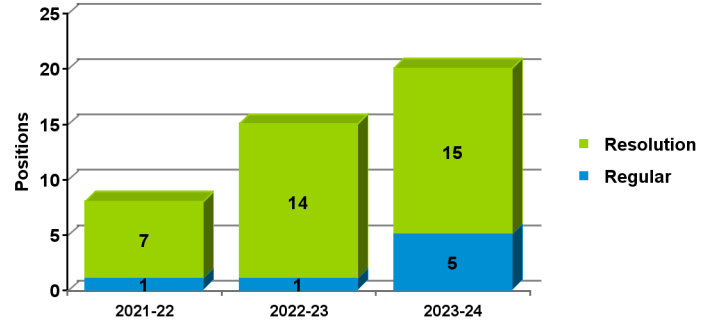
2023-24 Adopted Budget

FIVE-YEAR HISTORY OF BUDGET AND POSITION AUTHORITIES

FIVE-YEAR BUDGET HISTORY



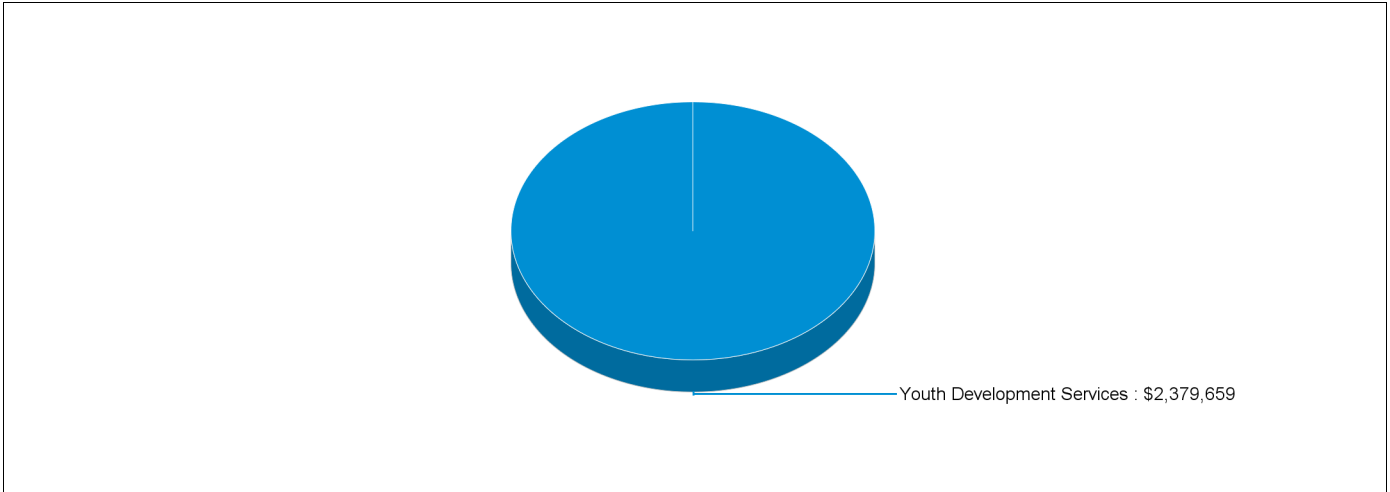
FIVE-YEAR POSITION AUTHORITY HISTORY



SUMMARY OF 2023-24 ADOPTED BUDGET CHANGES

	Total Budget			General Fund			Special Fund			
		Regular	Resolution		Regular	Resolution		Regular	Resolution	
2022-23 Adopted	\$1,874,738	1	14	\$1,874,738	100.0%	1	14	-	-	-
2023-24 Adopted	\$2,379,659	5	15	\$2,379,659	100.0%	5	15	-	-	-
Change from Prior Year	\$504,921	4	1	\$504,921		4	1	-	-	-

2023-24 FUNDING DISTRIBUTION BY PROGRAM



MAIN BUDGET ITEMS

	Funding	Positions
* Young Ambassador Program	\$150,000	-
* Management and Administration	\$468,064	4
* Community Engagement	\$140,738	-
* Program Support	\$667,408	-
* Youth Protection	\$355,190	-
* Budget, Finance and Innovation Report Item No. 75	\$140,000	-
* Evaluation, Data and Project Management	\$202,687	-

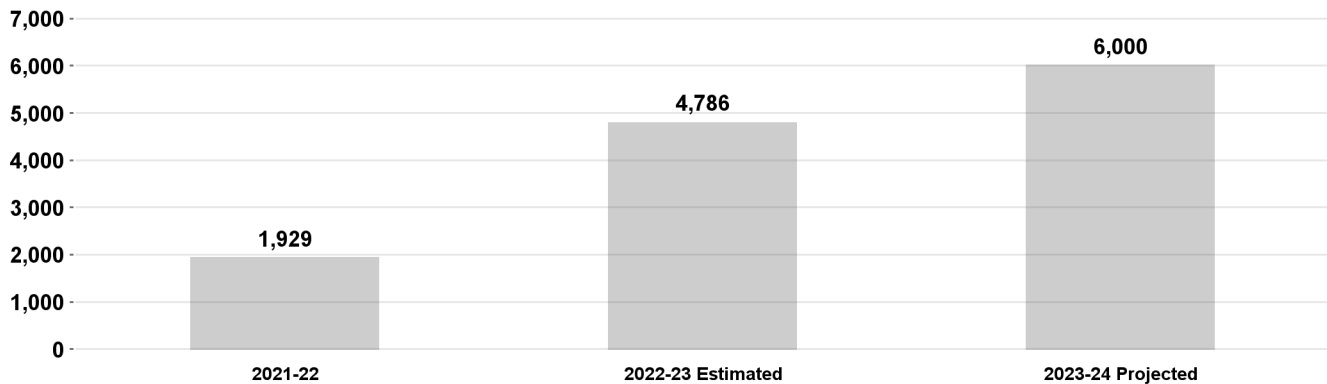
Recapitulation of Changes

	Adopted Budget 2022-23	Total Budget Changes	Total Budget 2023-24
EXPENDITURES AND APPROPRIATIONS			
Salaries			
Salaries General	1,235,414	611,812	1,847,226
Salaries, As-Needed	117,174	(30,741)	86,433
Total Salaries	1,352,588	581,071	1,933,659
Expense			
Printing and Binding	10,000	-	10,000
Contractual Services	473,500	(153,500)	320,000
Office and Administrative	25,000	-	25,000
Operating Supplies	1,000	-	1,000
Total Expense	509,500	(153,500)	356,000
Equipment			
Furniture, Office, and Technical Equipment	12,650	(12,650)	-
Total Equipment	12,650	(12,650)	-
Special			
Youth Council Stipends	-	90,000	90,000
Total Special	-	90,000	90,000
Total Youth Development	1,874,738	504,921	2,379,659
	Adopted Budget 2022-23	Total Budget Changes	Total Budget 2023-24
SOURCES OF FUNDS			
General Fund	1,874,738	504,921	2,379,659
Total Funds	1,874,738	504,921	2,379,659
Percentage Change			26.93%
Positions	1	4	5

Youth Development Services

This Department will prioritize youth and serve as the central information center for the public to access youth services in the City of Los Angeles. The Department is responsible for developing a Citywide three-year Youth Development Strategic Plan to ensure a roadmap for long-term youth program planning and violence prevention in the City in coordination with City departments, regional agencies, and other providers of youth services. The Department also audits youth programs to ensure efficient use of City resources to ensure the greatest return on investments.

Number of Constituents Receiving Youth Information



Program Changes	Direct Cost	Positions	Total Cost
Changes in Salaries, Expense, Equipment, and Special			
Obligatory Changes			
1. 2022-23 Employee Compensation Adjustment Related costs consist of employee benefits. SG: \$5,272 Related Costs: \$1,835	5,272	-	7,107
2. 2023-24 Employee Compensation Adjustment Related costs consist of employee benefits. SG: \$6,282 Related Costs: \$2,187	6,282	-	8,469
3. Change in Number of Working Days Reduce funding to reflect one fewer working day. There will be 260 working days in 2023-24. Related costs consist of employee benefits. SG: (\$825) Related Costs: (\$287)	(825)	-	(1,112)
4. Salary Step and Turnover Effect Related costs consist of employee benefits. SG: \$5,817 Related Costs: \$2,025	5,817	-	7,842

Youth Development Services

Program Changes	Direct Cost	Positions	Total Cost
Changes in Salaries, Expense, Equipment, and Special			
Deletion of One-Time Services			
5. Deletion of One-Time Equipment Funding Delete one-time funding for equipment purchases. <i>EQ: (\$12,650)</i>	(12,650)	-	(12,650)
6. Deletion of One-Time Expense Funding Delete one-time Salaries, As-Needed and expense funding. <i>SAN: (\$117,174) EX: (\$468,500)</i>	(585,674)	-	(585,674)
7. Deletion of Funding for Resolution Authorities Delete funding for 14 resolution authority positions. Two additional positions were approved during 2022-23. Resolution authorities are reviewed annually and continued only if sufficient funding is available to maintain the current service level. Related costs consist of employee benefits. Four positions are continued as regular positions: Management and Administration (Four positions) Ten positions are continued: Management and Administration (One position) Program Support (Five positions) Youth Protection (Four positions) Two positions approved during 2022-23 are continued: Community Engagement (Two positions) <i>SG: (\$1,037,388)</i> <i>Related Costs: (\$542,738)</i>	(1,037,388)	-	(1,580,126)
Continuation of Services			
8. Young Ambassador Program Continue one-time funding in the Contractual Services Account for the Young Ambassador program. <i>EX: \$150,000</i>	150,000	-	150,000
9. Management and Administration Continue funding and add regular authority for four positions consisting of one Senior Management Analyst I, one Management Analyst, one Administrative Clerk, and one Principal Public Relations Representative to provide management and administrative support to the Department. Continue funding and resolution authority for one Management Analyst to provide administrative support to the Department. Continue one-time funding in the Salaries, As-Needed Account to support the creation of social media content. Related costs consist of employee benefits. <i>SG: \$446,456 SAN: \$21,608</i> <i>Related Costs: \$232,800</i>	468,064	4	700,864

Youth Development Services

Program Changes	Direct Cost	Positions	Total Cost
Changes in Salaries, Expense, Equipment, and Special			
Continuation of Services			
10. Community Engagement Add funding and continue resolution authority for two positions consisting of one Communications Information Representative II and one Community Services Representative to respond to inquiries from the public and to support the Olivia E. Mitchell L.A. City Youth Council. These positions were approved during 2022-23 (C.F. 22-1592). Continue one-time funding in the Contractual Services Account to provide translation services. Related costs consist of employee benefits. <i>SG: \$115,738 EX: \$25,000</i> <i>Related Costs: \$71,212</i>	140,738	-	211,950
11. Program Support Continue funding and resolution authority for five positions consisting of one Community Affairs Advocate, three Management Analysts, and one Human Relations Advocate to provide program support to the Department. Continue one-time funding in the Salaries, As-Needed Account (\$64,825) to provide support for the Olivia E. Mitchell L.A. City Youth Council, the coordination of youth programs across City departments, and youth community engagement activities. Continue one-time funding in the Youth Council Stipends Account (\$90,000) to provide educational stipends to Youth Council members. Related costs consist of employee benefits. <i>SG: \$512,583 SAN: \$64,825 SP: \$90,000</i> <i>Related Costs: \$255,851</i>	667,408	-	923,259
12. Youth Protection Continue funding and resolution authority for four positions consisting of one Senior Management Analyst I, two Management Analysts, and one Administrative Clerk to support the youth protection system. Related costs consist of employee benefits. <i>SG: \$355,190</i> <i>Related Costs: \$185,551</i>	355,190	-	540,741

Youth Development Services

Program Changes	Direct Cost	Positions	Total Cost
Changes in Salaries, Expense, Equipment, and Special			
New Services			
13. Budget, Finance and Innovation Report Item No. 75 The Council modified the Mayor's Proposed Budget by adding one-time funding in the Contractual Services Account to provide specialized training and information technology support. <i>EX: \$140,000</i>	140,000	-	140,000
14. Evaluation, Data and Project Management Add nine-months funding and resolution authority for one Data Analyst I to collect, research, and analyze youth development-related data from City departments and other agencies, coordinate data exchanges, and prepare reports to support the work of the Department. Related costs consist of employee benefits. Budget, Finance and Innovation Report Item No. 74 The Council modified the Mayor's Proposed Budget by adding nine-months funding and resolution authority for two positions consisting of one Senior Management Analyst I and one Administrative Clerk to implement the Citywide Youth Development Strategic Plan and to collect and assess data. <i>SG: \$202,687</i> <i>Related Costs: \$109,239</i>	202,687	-	311,926
TOTAL Youth Development Services	504,921	4	
2022-23 Program Budget	1,874,738	1	
Changes in Salaries, Expense, Equipment, and Special	504,921	4	
2023-24 PROGRAM BUDGET	2,379,659	5	

**YOUTH DEVELOPMENT
DETAIL OF CONTRACTUAL SERVICES ACCOUNT**

2021-22 Actual Expenditures	2022-23 Adopted Budget	2022-23 Estimated Expenditures	Program/Code/Description	2023-24 Contract Amount
Youth Development - EG1901				
\$ -	\$ 5,000	\$ 1,000	1. Photocopier maintenance and lease.....	\$ 5,000
5,363	-	200,000	2. Community engagement consultant.....	-
-	26,500	27,000	3. Youth Council.....	-
-	100,000	25,000	4. Youth programming auditing.....	-
-	97,000	75,000	5. Central information center (digital platform).....	-
-	25,000	10,000	6. Translation services.....	25,000
-	20,000	15,000	7. Information technology support.....	40,000
-	100,000	50,000	8. Youth protection system.....	-
-	100,000	50,000	9. Gang Reduction and Youth Development and Summer Night Lights.....	-
-	-	150,000	10. Young Ambassador program.....	150,000
-	-	300,000	11. Strategic plan.....	-
-	-	180,000	12. CA4All Youth Jobs Corps evaluation - Special Fund 65N	-
-	-	-	13. Positive youth development training.....	25,000
-	-	-	14. Financial management training.....	75,000
<u>\$ 5,363</u>	<u>\$ 473,500</u>	<u>\$ 1,083,000</u>	Youth Development Total	<u>\$ 320,000</u>
<u>\$ 5,363</u>	<u>\$ 473,500</u>	<u>\$ 1,083,000</u>	TOTAL CONTRACTUAL SERVICES ACCOUNT	<u>\$ 320,000</u>

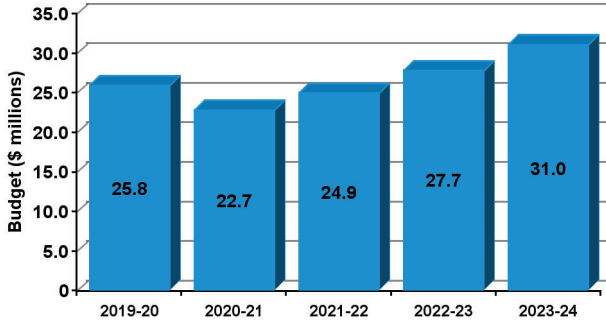
THIS PAGE INTENTIONALLY LEFT BLANK

ZOO

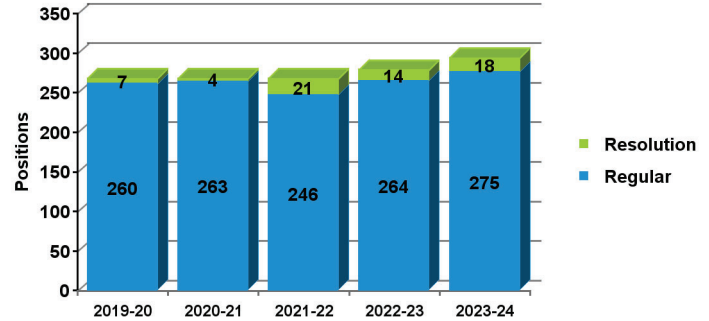
2023-24 Adopted Budget

FIVE-YEAR HISTORY OF BUDGET AND POSITION AUTHORITIES

FIVE-YEAR BUDGET HISTORY



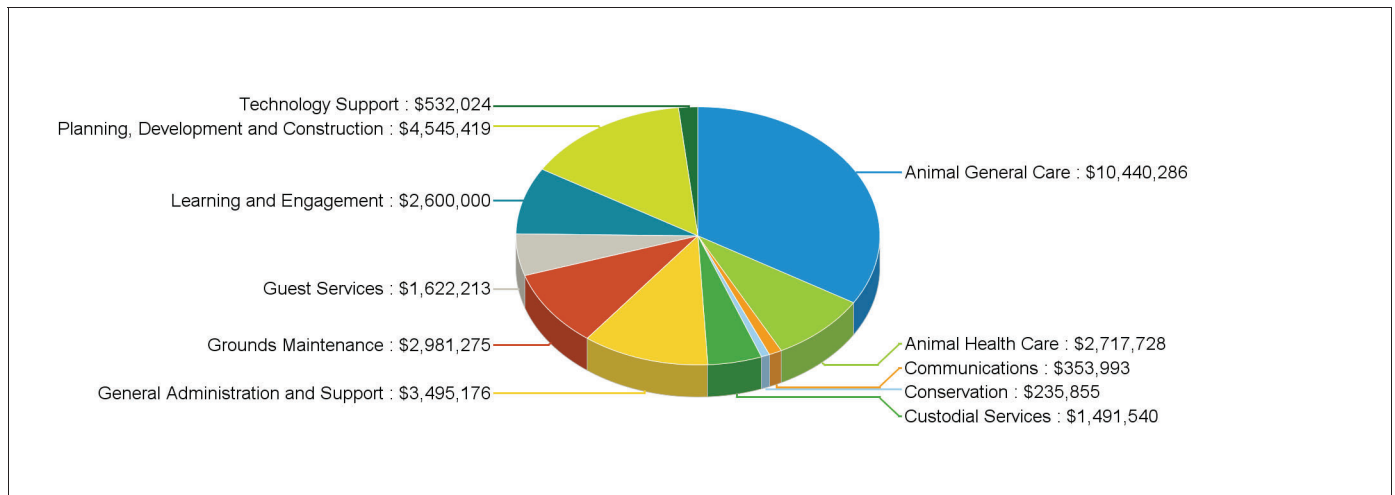
FIVE-YEAR POSITION AUTHORITY HISTORY



SUMMARY OF 2023-24 ADOPTED BUDGET CHANGES

	Total Budget			General Fund				Special Fund		
		Regular	Resolution		Regular	Resolution		Regular	Resolution	
2022-23 Adopted	\$27,722,232	264	14	-	-	-	\$27,722,232 100.0%	264	14	
2023-24 Adopted	\$31,015,509	275	18	-	-	-	\$31,015,509 100.0%	275	18	
Change from Prior Year	\$3,293,277	11	4	-	-	-	\$3,293,277	11	4	

2023-24 FUNDING DISTRIBUTION BY PROGRAM



MAIN BUDGET ITEMS

	Funding	Positions
* Life Support Systems Staffing	\$62,750	1
* Animal Keeper Staff Support	\$397,179	-
* CT Scanner Service Agreement	\$80,000	-
* Pest Control Program	\$193,470	-
* County Measure A Grant	\$268,392	-
* Capital Repair Staff Support	\$650,000	-

Recapitulation of Changes

	Adopted Budget 2022-23	Total Budget Changes	Total Budget 2023-24
EXPENDITURES AND APPROPRIATIONS			
Salaries			
Salaries General	20,339,815	2,180,435	22,520,250
Salaries, As-Needed	2,781,895	(340,608)	2,441,287
Overtime General	201,164	-	201,164
Hiring Hall Salaries	150,000	650,000	800,000
Benefits Hiring Hall	60,000	-	60,000
Total Salaries	23,532,874	2,489,827	26,022,701
Expense			
Printing and Binding	73,000	20,000	93,000
Contractual Services	887,850	231,250	1,119,100
Field Equipment Expense	20,000	-	20,000
Maintenance Materials, Supplies and Services	851,999	285,200	1,137,199
Uniforms	5,001	-	5,001
Veterinary Supplies & Expense	400,000	80,000	480,000
Animal Food/Feed and Grain	1,219,648	175,000	1,394,648
Office and Administrative	586,860	(18,000)	568,860
Operating Supplies	145,000	30,000	175,000
Total Expense	4,189,358	803,450	4,992,808
Total Zoo	27,722,232	3,293,277	31,015,509

	Adopted Budget 2022-23	Total Budget Changes	Total Budget 2023-24
--	------------------------------	----------------------------	----------------------------

SOURCES OF FUNDS

Zoo Enterprise Trust Fund (Sch. 44)	27,722,232	3,293,277	31,015,509
Total Funds	27,722,232	3,293,277	31,015,509
Percentage Change			11.88%
Positions	264	11	275

Changes Applicable to Various Programs

The following changes involve two or more budgetary programs. These changes are explained below and apportioned as single entries in the affected programs. Single-program changes are shown only in the programs involved.

Program Changes	Direct Cost	Positions	Total Cost
Changes in Salaries, Expense, Equipment, and Special Obligatory Changes			
1. 2022-23 Employee Compensation Adjustment Related costs consist of employee benefits. SG: \$594,764 <i>Related Costs: \$207,295</i>	594,764	-	802,059
2. 2023-24 Employee Compensation Adjustment Related costs consist of employee benefits. SG: \$979,387 <i>Related Costs: \$32,877</i>	979,387	-	1,012,264
3. Change in Number of Working Days Reduce funding to reflect one fewer working day. There will be 260 working days in 2023-24. Related costs consist of employee benefits. SG: (\$77,273) <i>Related Costs: (\$26,899)</i>	(77,273)	-	(104,172)
4. Salary Step and Turnover Effect Related costs consist of employee benefits. SG: (\$8,721) <i>Related Costs: (\$3,036)</i>	(8,721)	-	(11,757)

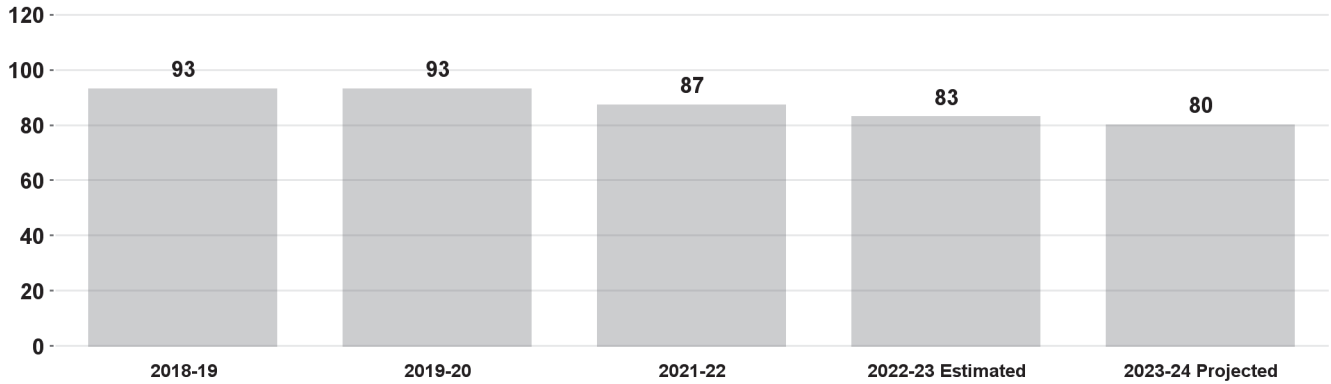
Program Changes	Direct Cost	Positions	Total Cost
Changes in Salaries, Expense, Equipment, and Special			
Deletion of One-Time Services			
5. Deletion of One-Time Expense Funding Delete one-time Salaries, As-Needed and expense funding. <i>SAN: (\$270,020) EX: (\$78,000)</i>	(348,020)	-	(348,020)
6. Deletion of Funding for Resolution Authorities Delete funding for 14 resolution authority positions. An additional six positions were approved during 2022-23. Resolution authorities are reviewed annually and continued only if sufficient funding is available to maintain the current service level. Related costs consist of employee benefits. 10 positions are continued as regular positions: Animal Care Staff Support (Three positions) Welfare Data Analyst (One position) Custodial Staff Support (One position) Construction Crew Support (Two positions) Executive Management Support (One position) Accounting Support (Two positions) Three positions are continued: Behavioral Enrichment Program (One position) Conservation and Stewardship Program Support (Two positions) One vacant position is not continued: Zoo Overnight Programs (One position) Six positions approved during 2022-23 are continued: Administrative Staff Support (Two positions) Grounds Maintenance Staff Support (Two positions) Custodial Services Support (Two positions) <i>SG: (\$687,962)</i> <i>Related Costs: (\$438,909)</i>	(687,962)	-	(1,126,871)
7. Deletion of One-Time Salary Funding Delete one-time Salaries General funding. <i>SG: (\$375,383)</i>	(375,383)	-	(375,383)
Continuation of Services			
8. Administrative Staff Support Add funding and continue resolution authority for two Administrative Clerks to support the Learning and Engagement and Conservation Divisions. These positions were approved during 2022-23 (C.F. 22-1592). Funding is provided by the Zoo Enterprise Trust Fund. Related costs consist of employee benefits. <i>SG: \$108,724</i> <i>Related Costs: \$68,768</i>	108,724	-	177,492

Program Changes	Direct Cost	Positions	Total Cost
Changes in Salaries, Expense, Equipment, and Special			
Efficiencies to Services			
9. One-Time Salary Reduction Reduce funding in the Salaries General Account on a one-time basis to reflect savings generated by positions filled in lieu, anticipated hiring plans, and attrition. Funding is provided by the Zoo Enterprise Trust Fund. Related costs consist of employee benefits. <i>SG: (\$150,000)</i> <i>Related Costs: (\$67,723)</i>	(150,000)	-	(217,723)
10. One-Time As-Needed Salary Reduction Reduce funding in the Salaries, As-Needed Account on a one-time basis to reflect anticipated expenditures, which include savings achieved due to departmental efficiencies and expenditure reductions. Funding is provided by the Zoo Enterprise Trust Fund. <i>SAN: (\$200,000)</i>	(200,000)	-	(200,000)
TOTAL CHANGES APPLICABLE TO VARIOUS PROGRAMS	(164,484)	-	

Animal General Care

This program provides for the daily care of the Zoo's animals by planning, purchasing, preparing, and distributing the animals' daily meals; cleaning and maintaining animal exhibits; daily observation of animals' behavior and recording in daily logs; managing animal records permits; sharing animal behavior information with other zoos; and coordinating behavioral enrichment programs for the animals. In addition, staff participate in the Association of Zoos and Aquariums wildlife conservation programs, conduct research, and use the information to better manage the captive population.

Percent of Animal Exhibits in Operation



Program Changes

Direct Cost Positions Total Cost

Changes in Salaries, Expense, Equipment, and Special

Apportionment of Changes Applicable to Various Programs	(211,626)	-	(406,635)
Related costs consist of employee benefits.			
<i>SG: (\$91,626) SAN: (\$100,000) EX: (\$20,000)</i>			
<i>Related Costs: (\$195,009)</i>			

Animal General Care

Program Changes	Direct Cost	Positions	Total Cost
Changes in Salaries, Expense, Equipment, and Special			
Continuation of Services			
11. Animal Care Maintenance Supplies Add funding in the Maintenance Materials, Supplies and Services Account to cover increased costs of animal care and life systems supplies. Funding is provided by the Zoo Enterprise Trust Fund. <i>EX: \$100,000</i>	100,000	-	100,000
12. Animal Care Staffing Support Continue funding and add regular authority for three Animal Keepers to support the Animal Care Division. Funding is provided by the Zoo Enterprise Trust Fund. Related costs consist of employee benefits. <i>SG: \$195,215</i> <i>Related Costs: \$114,351</i>	195,215	3	309,566
13. Welfare Data Analyst Continue funding and add regular authority for one Data Analyst I to maintain the animal welfare database. Funding is provided by the Zoo Enterprise Trust Fund. Related costs consist of employee benefits. <i>SG: \$93,529</i> <i>Related Costs: \$48,037</i>	93,529	1	141,566
14. Behavioral Enrichment Program Continue funding and resolution authority for one Animal Keeper to coordinate and support the Behavioral Enrichment Program. Funding is reimbursed by the Greater Los Angeles Zoo Association. Related costs consist of employee benefits. <i>SG: \$65,072</i> <i>Related Costs: \$38,117</i>	65,072	-	103,189
Increased Services			
15. Life Support Systems Staffing Add nine-months funding and regular authority for one Aquarist I to support workload demands and maintain animal wellbeing. Funding is provided by the Zoo Enterprise Trust Fund. Related costs consist of employee benefits. <i>SG: \$62,750</i> <i>Related Costs: \$37,308</i>	62,750	1	100,058
16. Animal Keeper Staff Support Add nine-months funding and resolution authority for eight positions consisting of seven Animal Keepers and one Senior Animal Keeper to maintain animal care staffing levels. Funding is provided by the Zoo Enterprise Trust Fund. Related costs consist of employee benefits. <i>SG: \$397,179</i> <i>Related Costs: \$261,921</i>	397,179	-	659,100

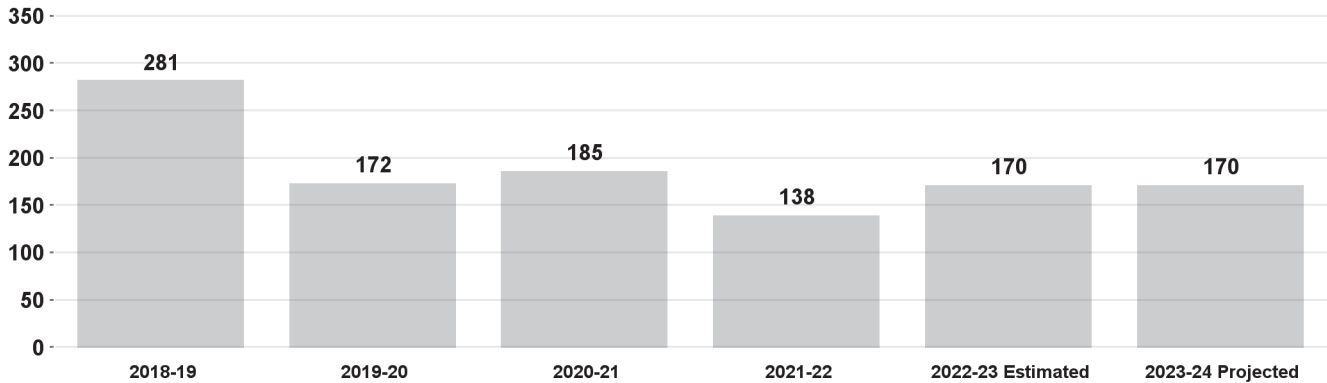
Animal General Care

TOTAL Animal General Care	702,119	5
2022-23 Program Budget	9,738,167	109
Changes in Salaries, Expense, Equipment, and Special	702,119	5
2023-24 PROGRAM BUDGET	10,440,286	114

Animal Health Care

This program provides veterinary care and health care management for the Zoo's animal collection by performing diagnostic tests, preventative health care, and surgical procedures; maintains animal health records and manages the animal quarantine facility. In addition, staff supports the Association of Zoos and Aquariums wildlife conservation programs by performing the quarantine procedures necessary to conduct animal transactions.

Number of Animal Preventative Health Exams Conducted

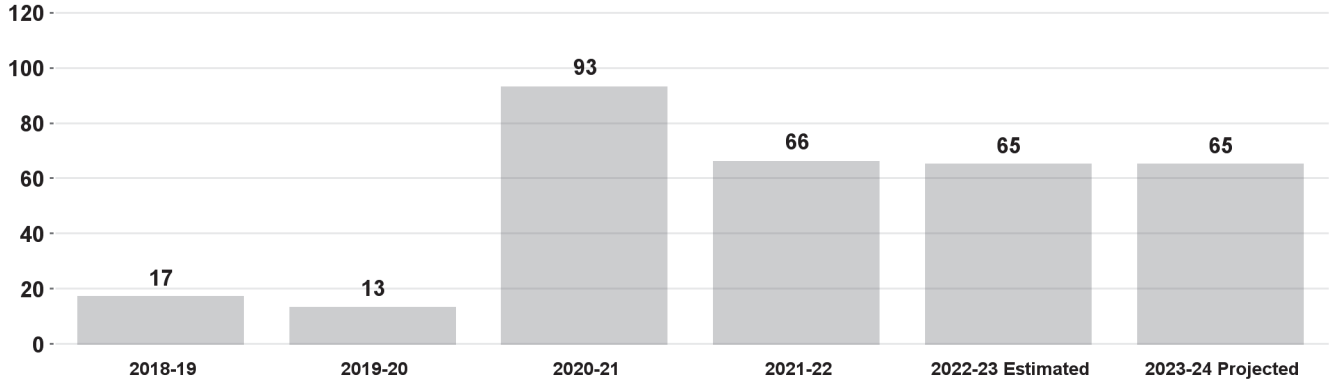


Program Changes	Direct Cost	Positions	Total Cost
Changes in Salaries, Expense, Equipment, and Special			
Apportionment of Changes Applicable to Various Programs	99,250	-	120,972
Related costs consist of employee benefits. SG: \$99,250 Related Costs: \$21,722			
Continuation of Services			
17. Animal Feed and Grain Support	190,000	-	190,000
Add funding in the Animal Food/Feed and Grain Account to cover increased costs of animal food. Funding is provided by the Zoo Enterprise Trust Fund. EX: \$190,000			
Increased Services			
18. CT Scanner Service Agreement	80,000	-	80,000
Add funding in the Veterinary Supplies and Expense Account for a maintenance and service agreement for the Computer Tomography Scanner at the Health Center. Funding is provided by the Zoo Enterprise Trust Fund. EX: \$80,000			
TOTAL Animal Health Care	369,250	-	
2022-23 Program Budget	2,348,478	18	
Changes in Salaries, Expense, Equipment, and Special	369,250	-	
2023-24 PROGRAM BUDGET	2,717,728	18	

Guest Services

This program manages general admissions operations and reservations for programs and classes through onsite and online sales; facilitates the preferred parking program as well as guest relations.

Percent of Ticket Sale Transactions Conducted Online

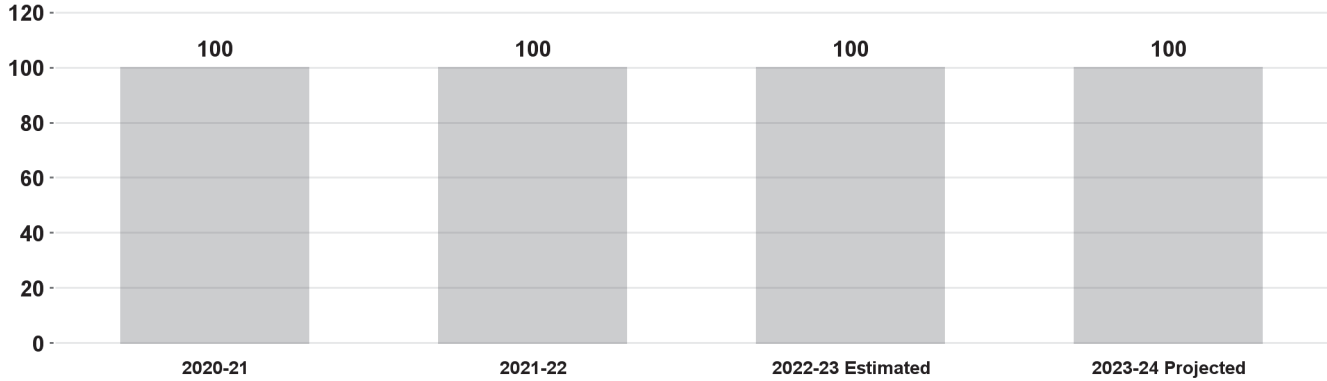


Program Changes	Direct Cost	Positions	Total Cost
Changes in Salaries, Expense, Equipment, and Special			
Apportionment of Changes Applicable to Various Programs	20,319	-	34,682
Related costs consist of employee benefits.			
SG: \$57,319 SAN: (\$37,000)			
Related Costs: \$14,363			
TOTAL Guest Services	20,319	-	
2022-23 Program Budget	1,601,894	14	
Changes in Salaries, Expense, Equipment, and Special	20,319	-	
2023-24 PROGRAM BUDGET	1,622,213	14	

Grounds Maintenance

This program provides landscape maintenance and coordinates brush clearance removal and tree trimming.

Percent of Zoo in Compliance with Brush Clearance Ordinance



Program Changes	Direct Cost	Positions	Total Cost
Changes in Salaries, Expense, Equipment, and Special			
Apportionment of Changes Applicable to Various Programs	118,230	-	140,727
Related costs consist of employee benefits.			
SG: \$118,230			
Related Costs: \$22,497			
Continuation of Services			
19. Grounds Maintenance Support	15,000	-	15,000
Add funding in the Maintenance Materials, Supplies and Services Account to cover increased costs of supplies. Funding is provided by the Zoo Enterprise Trust Fund.			
EX: \$15,000			
20. Grounds Maintenance Staff Support	109,706	-	178,816
Add funding and continue resolution authority for two Gardener Caretakers to provide grounds maintenance at the Zoo. These positions were approved in 2022-23 (C.F. 22-1592). Funding is provided by the Zoo Enterprise Trust Fund. Related costs consist of employee benefits.			
SG: \$109,706			
Related Costs: \$69,110			
Increased Services			
21. Pest Control Program	193,470	-	193,470
Add funding in the Salaries, As-Needed (\$18,270) and Maintenance Materials, Supplies and Services (\$175,200) accounts to address rodent issues to ensure compliance with United States Department of Agriculture standards. Funding is provided by the Zoo Enterprise Trust Fund.			
SAN: \$18,270 EX: \$175,200			

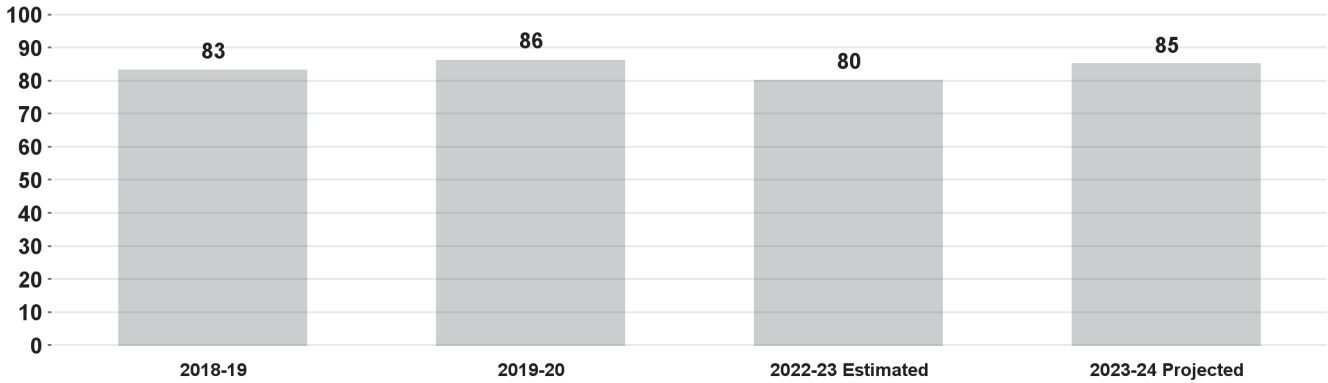
Grounds Maintenance

TOTAL Grounds Maintenance	436,406	-
2022-23 Program Budget	2,544,869	28
Changes in Salaries, Expense, Equipment, and Special	436,406	-
2023-24 PROGRAM BUDGET	2,981,275	28

Custodial Services

This program provides custodial support.

Percent of "Excellent" Rating For Facility Cleanliness

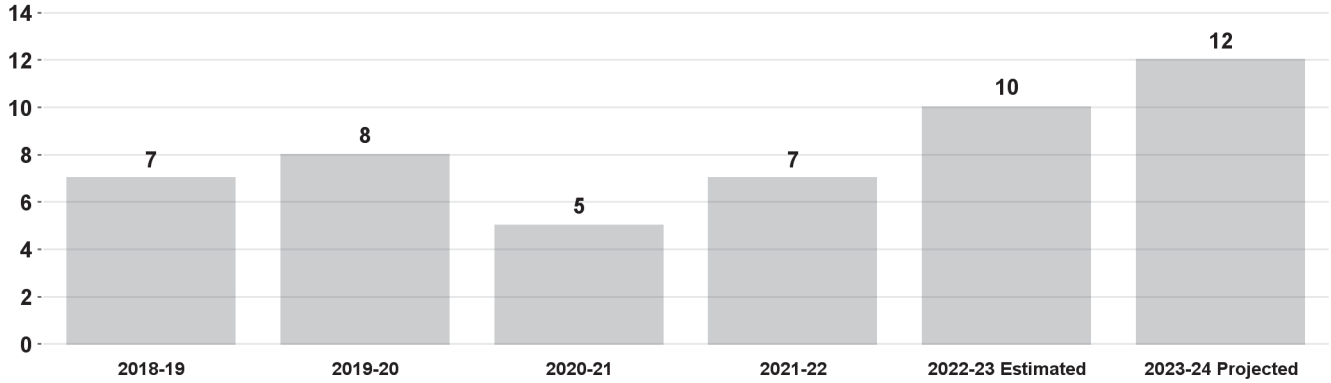


Program Changes	Direct Cost	Positions	Total Cost
Changes in Salaries, Expense, Equipment, and Special			
Apportionment of Changes Applicable to Various Programs	24,863	-	10,843
Related costs consist of employee benefits.			
SG: \$24,863			
Related Costs: (\$14,020)			
Continuation of Services			
22. Custodial Staff Support	47,551	1	79,560
Continue funding and add regular authority for one Custodian to provide custodial support to properly maintain the Zoo. Funding is provided by the Zoo Enterprise Trust Fund. Related costs consist of employee benefits.			
SG: \$47,551			
Related Costs: \$32,009			
23. Custodial Supplies Support	30,000	-	30,000
Add funding in the Operating Supplies Account to cover increased costs of supplies. Funding is provided by the Zoo Enterprise Trust Fund.			
EX: \$30,000			
24. Custodial Services Support	95,102	-	159,121
Add funding and continue resolution authority for two Custodians to provide custodial support to properly maintain the Zoo. These positions were approved during 2022-23 (C.F. 22-1592). Funding is provided by the Zoo Enterprise Trust Fund. Related costs consist of employee benefits.			
SG: \$95,102			
Related Costs: \$64,019			
TOTAL Custodial Services	197,516	1	
2022-23 Program Budget	1,294,024	16	
Changes in Salaries, Expense, Equipment, and Special	197,516	1	
2023-24 PROGRAM BUDGET	1,491,540	17	

Communications

This program manages the Zoo's public relations activities in accordance with a Memorandum of Understanding with the Greater Los Angeles Zoo Association. In addition, it coordinates all commercial filming and photography activities.

Number of Media Coverage Stories About the Zoo

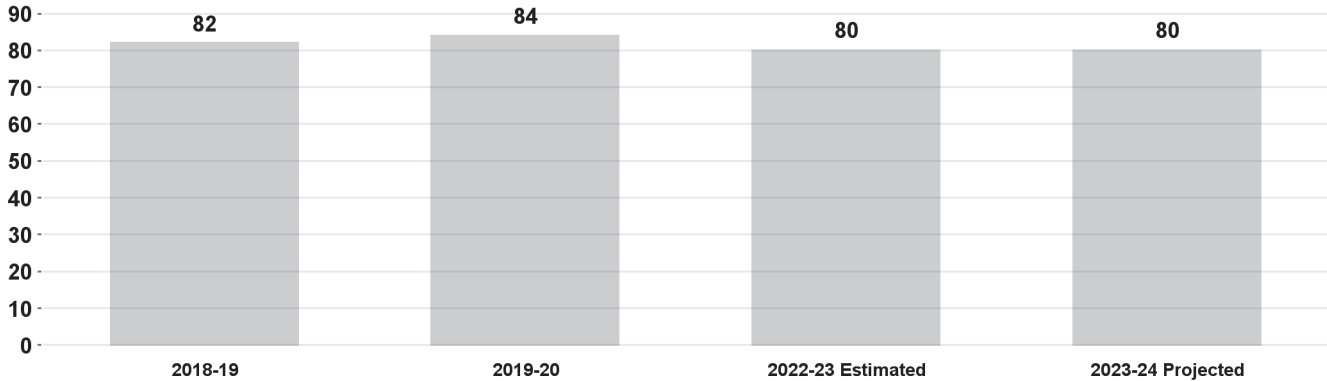


Program Changes	Direct Cost	Positions	Total Cost
Changes in Salaries, Expense, Equipment, and Special			
Apportionment of Changes Applicable to Various Programs	570	-	205
Related costs consist of employee benefits.			
SG: \$570			
Related Costs: (\$365)			
TOTAL Communications	570	-	
2022-23 Program Budget	353,423	5	
Changes in Salaries, Expense, Equipment, and Special	570	-	
2023-24 PROGRAM BUDGET	353,993	5	

Learning and Engagement

This program develops, implements, and evaluates mission-based Zoo programming including Community Engagement, Outreach, Camps, Classes, School and Teacher Programs, On Grounds Experiences, Behind-the-Scenes Tours, Animal Presentations and Demonstrations, Zoo graphics and signage, and audio visual services.

Percent of "Excellent" Rating for Visitor Engagement

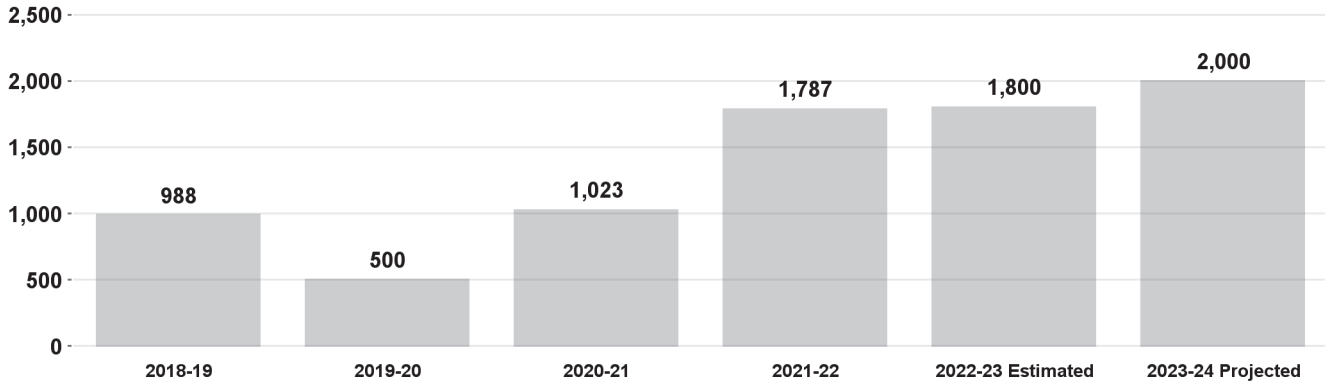


Program Changes	Direct Cost	Positions	Total Cost
Changes in Salaries, Expense, Equipment, and Special			
Apportionment of Changes Applicable to Various Programs	(212,291)	-	(173,173)
Related costs consist of employee benefits. SG: \$140,729 SAN: (\$333,020) EX: (\$20,000) Related Costs: \$39,118			
Continuation of Services			
25. Contact Yard Support	94,000	-	94,000
Continue one-time funding in the Salaries, As-Needed Account to provide staffing to the Zoo's contact yard. Funding is reimbursed by the Greater Los Angeles Zoo Association. SAN: \$94,000			
New Services			
26. County Measure A Grant	268,392	-	268,392
Add one-time funding in the Salaries, As-Needed (\$17,142), Contractual Services (\$231,250), and Printing and Binding (\$20,000) accounts to support the Measure A Recreation Access Grant Program. All costs will be fully reimbursed by the County of Los Angeles. SAN: \$17,142 EX: \$251,250			
TOTAL Learning and Engagement	150,101	-	
2022-23 Program Budget	2,449,899	15	
Changes in Salaries, Expense, Equipment, and Special	150,101	-	
2023-24 PROGRAM BUDGET	2,600,000	15	

Planning, Development and Construction

This program provides facility repair, maintenance, and construction services, as well as project management and design support.

Number of Construction Work Orders Completed



Program Changes	Direct Cost	Positions	Total Cost
Changes in Salaries, Expense, Equipment, and Special			
Apportionment of Changes Applicable to Various Programs	130,933	-	118,879
Related costs consist of employee benefits. SG: \$130,933 Related Costs: (\$12,054)			
Continuation of Services			
27. Construction Crew Support	88,237	2	149,863
Continue funding and add regular authority for two Maintenance Laborers to support the skilled and semi-skilled construction crew. Funding is provided by the Zoo Enterprise Trust Fund. Related costs consist of employee benefits. SG: \$88,237 Related Costs: \$61,626			
Increased Services			
28. Capital Repair Staff Support	650,000	-	650,000
Add one-time funding to the Hiring Hall Salaries Account to address deferred maintenance, in-house improvements, and outdated infrastructure. Funding is provided by the Zoo Enterprise Trust Fund. SHH: \$650,000			
29. Maintenance Operations Support	74,822	-	116,338
Add nine-months funding and resolution authority for one Air Conditioning Mechanic to support maintenance operations at the Zoo. Funding is provided by the Zoo Enterprise Trust Fund. Related costs consist of employee benefits. SG: \$74,822 Related Costs: \$41,516			


Planning, Development and Construction

TOTAL Planning, Development and Construction	943,992	2
2022-23 Program Budget	3,601,427	30
Changes in Salaries, Expense, Equipment, and Special	943,992	2
2023-24 PROGRAM BUDGET	4,545,419	32

Conservation

This program is charged with developing and managing a multi-disciplinary conservation program that integrates holistic biodiversity conservation, maintenance of ecosystems functions, and collaborations with local and international stakeholders.

Number of Staff and Volunteer Conservation Events



Program Changes	Direct Cost	Positions	Total Cost
Changes in Salaries, Expense, Equipment, and Special			
Apportionment of Changes Applicable to Various Programs	(77,181)	-	(117,077)
Related costs consist of employee benefits.			
SG: (\$77,181)			
Related Costs: (\$39,896)			
Continuation of Services			
30. Conservation and Stewardship Program Support	181,493	-	275,627
Continue funding and resolution authority for two positions consisting of one Zoo Research and Conservation Director and one Zoo Curator of Education II to support the Conservation Division and programs. Funding is reimbursed by the Greater Los Angeles Zoo Association. Related costs consist of employee benefits.			
SG: \$181,493			
Related Costs: \$94,134			
TOTAL Conservation	104,312	-	-
2022-23 Program Budget	131,543	-	-
Changes in Salaries, Expense, Equipment, and Special	104,312	-	-
2023-24 PROGRAM BUDGET	235,855	-	-

Technology Support

This program provides support for all information technology services.

Program Changes	Direct Cost	Positions	Total Cost
Changes in Salaries, Expense, Equipment, and Special			
Apportionment of Changes Applicable to Various Programs	(14,872)	-	(6,822)
Related costs consist of employee benefits.			
<i>SG: \$23,128 EX: (\$38,000)</i>			
<i>Related Costs: \$8,050</i>			
Continuation of Services			
31. General and Point-of-Sale Software Licensing	40,000	-	40,000
Continue funding in the Office and Administrative Account to support the cost of general (\$27,000) and Point-of-Sale (\$13,000) software program licensing. Funding is provided by the Zoo Enterprise Trust Fund.			
<i>EX: \$40,000</i>			
TOTAL Technology Support	25,128	-	
2022-23 Program Budget	506,896	4	
Changes in Salaries, Expense, Equipment, and Special	25,128	-	
2023-24 PROGRAM BUDGET	532,024	4	

General Administration and Support

This program provides leadership and management oversight and general administration support, including financial management and budget development, accounting, recruitment, and hiring.

Program Changes	Direct Cost	Positions	Total Cost
Changes in Salaries, Expense, Equipment, and Special			
Apportionment of Changes Applicable to Various Programs	(42,679)	-	(114,712)
Related costs consist of employee benefits. SG: (\$42,679) Related Costs: (\$72,033)			
Continuation of Services			
32. Executive Management Support	209,408	1	297,840
Continue funding and add regular authority for one Zoo Assistant General Manager to support the Executive Management Division. Funding is provided by the Zoo Enterprise Trust Fund. Related costs consist of employee benefits. SG: \$209,408 Related Costs: \$88,432			
33. Accounting Support	176,835	2	269,346
Continue funding and add regular authority for two positions consisting of one Senior Accountant I and one Accounting Clerk to support the Zoo's finance and administration division. Funding is provided by the Zoo Enterprise Trust Fund. Related costs consist of employee benefits. SG: \$176,835 Related Costs: \$92,511			
TOTAL General Administration and Support	343,564	3	
2022-23 Program Budget	3,151,612	25	
Changes in Salaries, Expense, Equipment, and Special	343,564	3	
2023-24 PROGRAM BUDGET	3,495,176	28	

**ZOO
DETAIL OF CONTRACTUAL SERVICES ACCOUNT**

2021-22 Actual Expenditures	2022-23 Adopted Budget	2022-23 Estimated Expenditures	Program/Code/Description	2023-24 Contract Amount
Animal General Care - DC8701				
\$ -	\$ 25,000	\$ 25,000	1. Nutrition consultant.....	\$ 25,000
48,949	30,000	30,000	2. Sea lion life support technical services.....	30,000
<u>\$ 48,949</u>	<u>\$ 55,000</u>	<u>\$ 55,000</u>	Animal General Care Total	<u>\$ 55,000</u>
Animal Health Care - DC8702				
\$ 1,316	\$ 5,000	\$ 5,000	3. Equipment maintenance.....	\$ 5,000
<u>\$ 1,316</u>	<u>\$ 5,000</u>	<u>\$ 5,000</u>	Animal Health Care Total	<u>\$ 5,000</u>
Grounds Maintenance - DC8704				
\$ 55,051	\$ 200,000	\$ 150,000	4. Brush clearance.....	\$ 200,000
57,612	100,000	100,000	5. Pest control services.....	100,000
14,120	140,000	86,000	6. Tree trimming services.....	140,000
57,799	148,450	148,000	7. Waste haul tipping fees/services.....	148,450
<u>\$ 184,582</u>	<u>\$ 588,450</u>	<u>\$ 484,000</u>	Grounds Maintenance Total	<u>\$ 588,450</u>
Learning and Engagement - DC8707				
\$ -	\$ 2,000	\$ 2,000	8. Professional services for class programming.....	\$ 2,000
-	-	-	9. County Measure A recreation access transportation.....	231,250
<u>\$ -</u>	<u>\$ 2,000</u>	<u>\$ 2,000</u>	Learning and Engagement Total	<u>\$ 233,250</u>
Planning, Development, and Construction - DC8708				
\$ 36,222	\$ 20,000	\$ 20,000	10. Hazardous waste disposal.....	\$ 20,000
119,761	-	-	11. Construction and maintenance services.....	-
<u>\$ 155,983</u>	<u>\$ 20,000</u>	<u>\$ 20,000</u>	Planning, Development, and Construction Total	<u>\$ 20,000</u>
General Administration and Support - DC8750				
\$ 1,449	\$ 10,000	\$ 10,000	12. American Society of Composers, Authors and Publishers annual permit....	\$ 10,000
1,492,888	-	-	13. Zoo Lights.....	-
128,245	180,000	180,000	14. Emergency medical services.....	180,000
15,870	27,400	27,000	15. Equipment and office machine rental.....	27,400
<u>\$ 1,638,452</u>	<u>\$ 217,400</u>	<u>\$ 217,000</u>	General Administration and Support Total	<u>\$ 217,400</u>
<u>\$ 2,029,282</u>	<u>\$ 887,850</u>	<u>\$ 783,000</u>	TOTAL CONTRACTUAL SERVICES ACCOUNT	<u>\$ 1,119,100</u>

THIS PAGE INTENTIONALLY LEFT BLANK

SECTION 2



2023-24

Other Program Costs

Library Department

Recreation and Parks Department

City Employees' Retirement Fund

Fire and Police Pension Fund

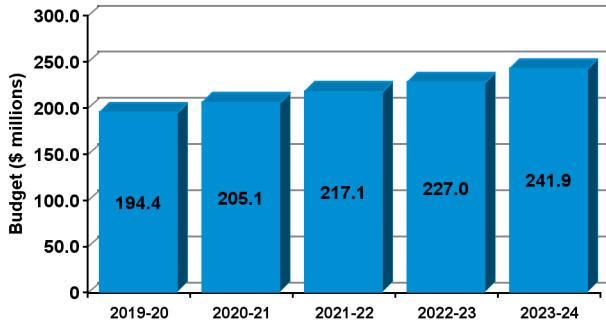
THIS PAGE INTENTIONALLY LEFT BLANK

LIBRARY

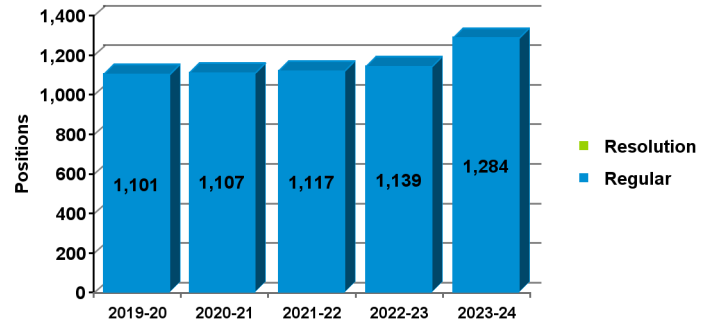
2023-24 Adopted Budget

FIVE-YEAR HISTORY OF BUDGET AND POSITION AUTHORITIES

FIVE-YEAR BUDGET HISTORY



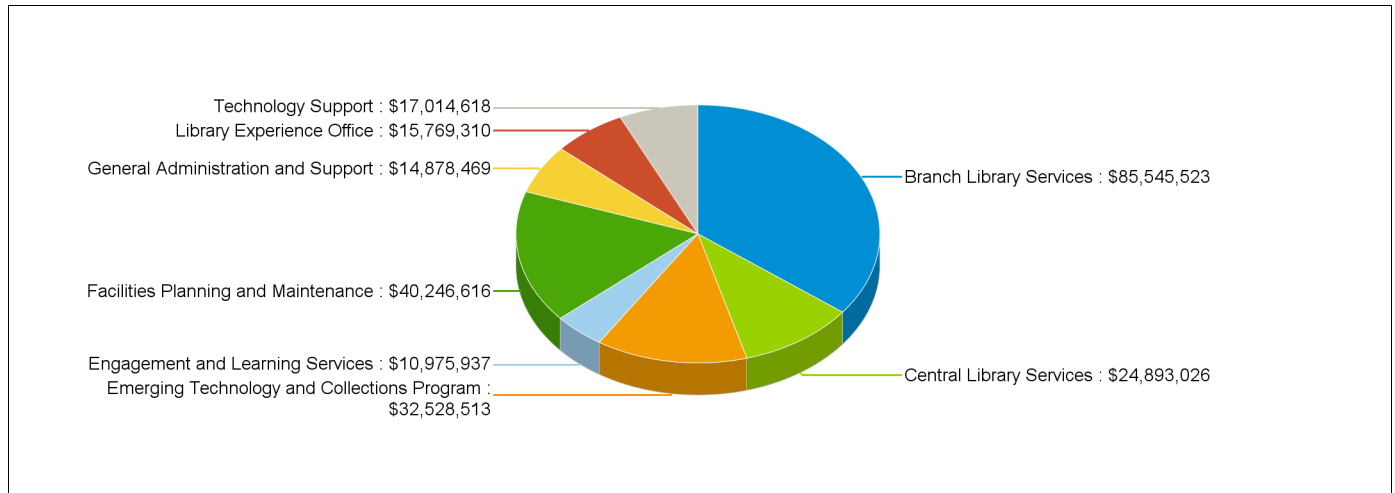
FIVE-YEAR POSITION AUTHORITY HISTORY



SUMMARY OF 2023-24 ADOPTED BUDGET CHANGES

	Total Budget		General Fund			Special Fund				
		Regular	Resolution		Regular	Resolution		Regular	Resolution	
2022-23 Adopted	\$227,048,611	1,139	-	-	-	-	\$227,048,611	100.0%	1,139	-
2023-24 Adopted	\$241,852,012	1,284	-	-	-	-	\$241,852,012	100.0%	1,284	-
Change from Prior Year	\$14,803,401	145	-	-	-	-	\$14,803,401		145	-

2023-24 FUNDING DISTRIBUTION BY PROGRAM



MAIN BUDGET ITEMS

	Funding	Positions
* Security Cameras and Badge Access	\$3,000,000	-
* Security Services Enhancement	\$1,796,404	-
* Leadership Development Initiative	\$520,000	-
* Branch Libraries Alterations and Improvements	\$6,270,718	-
* Central Library Alterations and Improvements	\$3,511,196	-
* Information Technology Infrastructure Enhancement	\$575,853	-
* Reimbursements for Sidewalk Repairs	\$1,500,000	-

Recapitulation of Changes

	Adopted Budget 2022-23	Total Budget Changes	Total Budget 2023-24
EXPENDITURES AND APPROPRIATIONS			
Salaries			
Salaries General	87,924,354	5,419,458	93,343,812
Salaries, As-Needed	4,186,924	100,000	4,286,924
Overtime General	145,423	-	145,423
Total Salaries	<u>92,256,701</u>	<u>5,519,458</u>	<u>97,776,159</u>
Expense			
Office Equipment	30,462	-	30,462
Printing and Binding	372,000	-	372,000
Contractual Services	17,393,415	9,650,457	27,043,872
Transportation	97,463	-	97,463
Office and Administrative	10,715,011	985,853	11,700,864
Operating Supplies	500,886	(100,000)	400,886
Total Expense	<u>29,109,237</u>	<u>10,536,310</u>	<u>39,645,547</u>
Equipment			
Furniture, Office, and Technical Equipment	320,000	500,000	820,000
Total Equipment	<u>320,000</u>	<u>500,000</u>	<u>820,000</u>
Special			
Library Materials	20,035,130	1,000,000	21,035,130
Various Special - Library	85,327,543	(2,752,367)	82,575,176
Total Special	<u>105,362,673</u>	<u>(1,752,367)</u>	<u>103,610,306</u>
Total Library	<u>227,048,611</u>	<u>14,803,401</u>	<u>241,852,012</u>
	Adopted Budget 2022-23	Total Budget Changes	Total Budget 2023-24

SOURCES OF FUNDS

Library Other Revenue	227,048,611	14,803,401	241,852,012
Total Funds	<u>227,048,611</u>	<u>14,803,401</u>	<u>241,852,012</u>
Percentage Change			6.52%
Positions	1,139	145	1,284

Changes Applicable to Various Programs

The following changes involve two or more budgetary programs. These changes are explained below and apportioned as single entries in the affected programs. Single-program changes are shown only in the programs involved.

Program Changes	Direct Cost	Positions	Total Cost
Changes in Salaries, Expense, Equipment, and Special Obligatory Changes			
1. 2022-23 Employee Compensation Adjustment Related costs consist of employee benefits. SG: \$2,662,234 <i>Related Costs: \$837,264</i>	2,662,234	-	3,499,498
2. 2023-24 Employee Compensation Adjustment Related costs consist of employee benefits. SG: \$4,433,406 <i>Related Costs: \$108,028</i>	4,433,406	-	4,541,434
3. Change in Number of Working Days Reduce funding to reflect one fewer working day. There will be 260 working days in 2023-24. Related costs consist of employee benefits. SG: (\$349,015) <i>Related Costs: (\$121,491)</i>	(349,015)	-	(470,506)
4. Full Funding for Partially Financed Positions Related costs consist of employee benefits. SG: \$352,323 <i>Related Costs: \$122,643</i>	352,323	-	474,966
5. Salary Step and Turnover Effect Related costs consist of employee benefits. SG: (\$358,922) <i>Related Costs: (\$124,941)</i>	(358,922)	-	(483,863)
Deletion of One-Time Services			
6. Deletion of One-Time Equipment Funding Delete one-time funding for equipment purchases. EQ: (\$320,000)	(320,000)	-	(320,000)
7. Deletion of One-Time Expense Funding Delete one-time expense funding. EX: (\$4,191,175)	(4,191,175)	-	(4,191,175)
8. Deletion of One-Time Special Funding Delete one-time Various Special - Library Account funding. SP: (\$4,876,660)	(4,876,660)	-	(4,876,660)
9. Deletion of One-Time Salary Funding Delete one-time Salaries General funding. SG: (\$1,910,115)	(1,910,115)	-	(1,910,115)

Program Changes	Direct Cost	Positions	Total Cost
Changes in Salaries, Expense, Equipment, and Special			
Continuation of Services			
10. Contractual Services Account Inflationary Increases Add funding in the Contractual Services Account for increased costs of contracts due to inflationary increases. <i>EX: \$167,218</i>	167,218	-	167,218
Increased Services			
11. Contractual Services Account Increases Add funding in the Contractual Services Account for increased costs of contracts in the Central Library Services and Facility Planning and Maintenance programs to more accurately reflect the Department's projected expenditures. <i>EX: \$75,000</i>	75,000	-	75,000

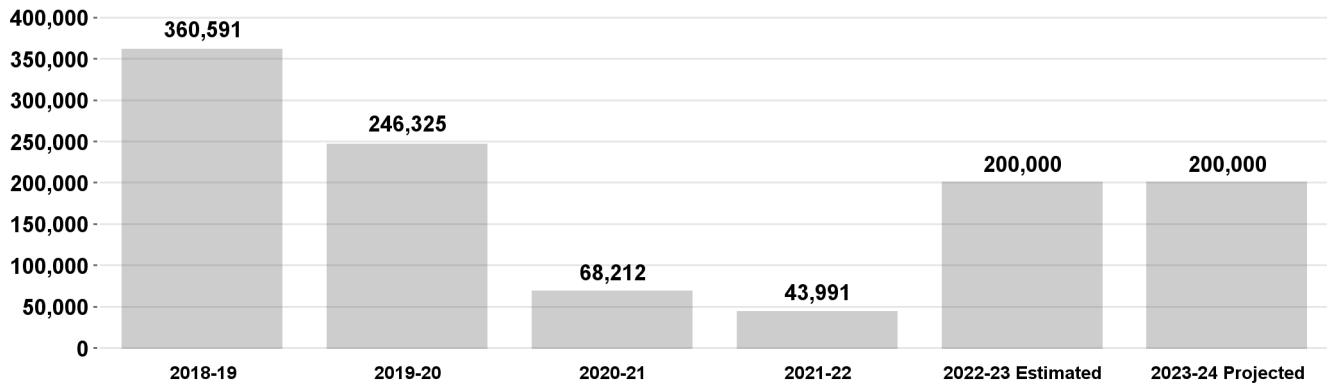
Program Changes	Direct Cost	Positions	Total Cost
Changes in Salaries, Expense, Equipment, and Special			
Other Changes or Adjustments			
12. Charter Mandated Appropriation Increase the Department's General Fund Appropriation by \$14,803,401 from \$227,048,611 to \$241,852,012 to meet the funding requirements set forth by the Charter. Charter Section 531 states that 0.03 percent of assessed value of all property in the City as assessed for City taxes shall be appropriated for the financial support of the Library. The appropriation will be used to fund Library services, Library materials and equipment, related costs, and the reimbursement of all direct and indirect costs.	-	-	-
13. Half-Time Positions Realignment Add funding and regular authority for 300 half-time positions consisting of six Event Attendants (Half-Time) and 294 Messenger Clerks (Half-Time) to reflect the Department's current organizational structure. Delete funding and regular authority for 145 full-time positions consisting of three Event Attendants and 142 Messenger Clerks. Delete funding and regular authority for 21 part-time Messenger Clerks. There will be no change to the level of services provided nor to the overall funding provided to the Department.	-	134	-
14. Funding Realignment Transfer funding between budgetary programs to reflect the Department's current organizational structure. There will be no change to the level of services provided nor to the overall funding provided to the Department.	-	-	-
15. Adjustments to Library Facilities Costs Increase funding in the Various Special-Library Account by \$1,621,258, from \$19,216,725 to \$20,837,983 for direct costs to the Library, including water and electricity, building maintenance, fuel and fleet, natural gas, custodial services, parking, and refuse collection. <i>SP: \$1,621,258</i>	1,621,258	-	1,621,258
16. General Fund Reimbursement Reduce funding for General Fund cost reimbursements by \$4,827,091, from \$55,240,229 to \$50,413,138. Funds will be applied toward the reimbursement of General Fund costs including the City Employee Retirement System, Medicare, Employee Assistance, Civilian Flex programs, and other related costs not billed to the Department. The funding includes a reconciliation of 2021-22 reimbursements based on actual expenses.	(4,827,091)	-	(4,827,091)
<p>Budget, Finance and Innovation Report Item No. 154 The Council modified the Mayor's Proposed Budget to reflect the actual General Fund cost reimbursements reduction of \$4,827,091, from \$55,271,799 to \$50,444,708. <i>SP: (\$4,827,091)</i></p>			

Program Changes	Direct Cost	Positions	Total Cost
Changes in Salaries, Expense, Equipment, and Special			
TOTAL CHANGES APPLICABLE TO VARIOUS PROGRAMS	<u>(7,521,539)</u>	<u>134</u>	

Branch Library Services

This program provides public services at the 72 Branch Libraries, including: reference and information service, free public access computers, programs for children, teens, and adults, and circulation of library materials such as books, DVDs, CD music, audio books and magazines.

Number of People Attending Branch Library Programs

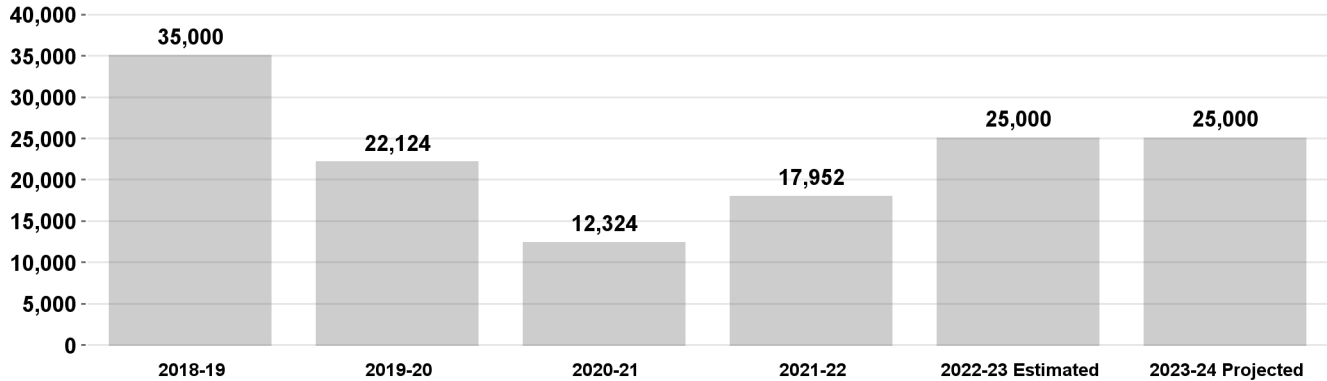


Program Changes	Direct Cost	Positions	Total Cost
Changes in Salaries, Expense, Equipment, and Special			
Apportionment of Changes Applicable to Various Programs	(35,105,833)	71	(34,661,090)
Related costs consist of employee benefits.			
SG: \$2,586,082 EX: (\$1,091,473) SP: (\$36,600,442)			
Related Costs: \$444,743			
TOTAL Branch Library Services	(35,105,833)	71	
2022-23 Program Budget	120,651,356	654	
Changes in Salaries, Expense, Equipment, and Special	(35,105,833)	71	
2023-24 PROGRAM BUDGET	85,545,523	725	

Central Library Services

This program provides public services at the Central Library, including: reference and information service, free public access computers, programs for children, teens, and adults, and circulation of library materials such as books, DVDs, CD music, audio books and magazines.

Number of People Attending Central Library Programs



Program Changes	Direct Cost	Positions	Total Cost
Changes in Salaries, Expense, Equipment, and Special			
Apportionment of Changes Applicable to Various Programs	(4,924,654)	48	(4,803,692)
Related costs consist of employee benefits. SG: \$743,985 EX: (\$331,676) SP: (\$5,336,963) Related Costs: \$120,962			
Increased Services			
17. LA Libros Festival	20,000	-	20,000
Add funding in the Office and Administrative Account to expand support of the annual LA Libros Festival at the Central Library. EX: \$20,000			
18. Access Services Staff Enhancement	52,087	1	85,678
Add nine-months funding and regular authority for one Library Assistant I to support the Access Services Division at the Central Library. Related costs consist of employee benefits. SG: \$52,087 Related Costs: \$33,591			
Other Changes or Adjustments			
19. Funding Realignment for Exhibition Coordinator	-	-	-
Transfer funding between accounts to reflect the Department's current organizational structure. There will be no change to the level of services provided nor to the overall funding provided to the Department.			

Budget, Finance and Innovation Report Item No. 143
The Council modified the Mayor's Proposed Budget by realigning \$100,000 from the Operating Supplies Account to the Contractual Services Account.

Central Library Services

TOTAL Central Library Services	(4,852,567)	49
2022-23 Program Budget	29,745,593	189
Changes in Salaries, Expense, Equipment, and Special	(4,852,567)	49
2023-24 PROGRAM BUDGET	24,893,026	238

Engagement and Learning Services

This program develops monitors, coordinates and evaluates Library programs and services for the entire Library Department including Volunteer Services, Homeless Engagement, Adult Services, Young Adult Services, Children's Services, Adult Literacy, Veteran Engagement, Financial Literacy, Career Online High School, New Americans Initiative, and Mobile Outreach.

Program Changes	Direct Cost	Positions	Total Cost
Changes in Salaries, Expense, Equipment, and Special			
Apportionment of Changes Applicable to Various Programs Related costs consist of employee benefits. <i>SG: \$449,281 EX: (\$264,242) SP: \$817,935</i> <i>Related Costs: \$99,110</i>	1,002,974	-	1,102,084
Increased Services			
20. Education and Literacy Staff Enhancement Add funding and regular authority for one Community Program Assistant III in the Education and Literacy section. Related costs consist of employee benefits. <i>SG: \$79,998</i> <i>Related Costs: \$43,320</i>	79,998	1	123,318
Other Changes or Adjustments			
21. Pay Grade Advancement Upgrade one Librarian II to one Librarian III to support the Volunteer Engagement section of the Department. The incremental salary cost will be absorbed by the Department.	-	-	-
TOTAL Engagement and Learning Services	1,082,972	1	
2022-23 Program Budget	9,892,965	65	
Changes in Salaries, Expense, Equipment, and Special	1,082,972	1	
2023-24 PROGRAM BUDGET	10,975,937	66	

Library Experience Office

The Library Experience Office administers the Library's ongoing efforts to reimagine security and safety in the Library while providing outreach for the most vulnerable patrons through programs and direct contact. The Library Experience Office intends to: provide a more welcoming and safe Library experience for patrons by engaging with patrons who are in need of services such as housing, mental health, primary care, and substance abuse; develop long-term solutions to address and prevent serious incidents; develop training programs for Library staff to enhance customer service, de-escalation, and identification of social service needs; and, serve as the Library's designated liaison with the Los Angeles Police Department to coordinate security coverage for Library locations.

Program Changes	Direct Cost	Positions	Total Cost
Changes in Salaries, Expense, Equipment, and Special			
Apportionment of Changes Applicable to Various Programs Related costs consist of employee benefits. <i>SG: \$232,348 EX: (\$2,999,000) SP: \$6,750,779</i> <i>Related Costs: \$62,286</i>	3,984,127	-	4,046,413
Continuation of Services			
22. Security Cameras and Badge Access Continue one-time funding in the Contractual Services Account for security cameras, badge access, and equipment at all Library locations. <i>EX: \$3,000,000</i>	3,000,000	-	3,000,000
Increased Services			
23. Security Services Enhancement Add funding in the Various Special-Library Account for security services at all Library locations. <i>SP: \$1,796,404</i>	1,796,404	-	1,796,404
TOTAL Library Experience Office	8,780,531	-	
2022-23 Program Budget	6,988,779	25	
Changes in Salaries, Expense, Equipment, and Special	8,780,531	-	
2023-24 PROGRAM BUDGET	15,769,310	25	

Emerging Technology and Collections Program

This program provides public services and programs on strategic initiatives to enhance the quality of life for patrons; provides training to staff members to enhance skills, knowledge, and abilities to meet the goals of initiatives; and is responsible for the acquisition, cataloging and processing of all Library materials and electronic resources.

Program Changes	Direct Cost	Positions	Total Cost
Changes in Salaries, Expense, Equipment, and Special			
Apportionment of Changes Applicable to Various Programs Related costs consist of employee benefits. <i>SG: \$433,653 EX: \$1,525,307 SP: \$21,675,145</i> <i>Related Costs: \$57,584</i>	23,634,105	5	23,691,689
Increased Services			
24. Dewey Decimal System Upgrade Add one-time funding in the Contractual Services Account for phase one of a multi-year project to transition the Library from Dewey 14 to Dewey 23, the current version of the Dewey Decimal system. <i>EX: \$170,000</i>	170,000	-	170,000
25. Data Metrics Add nine-months funding and regular authority for one Data Analyst I to manage and analyze Library data. Related costs consist of employee benefits. <i>SG: \$72,138</i> <i>Related Costs: \$40,580</i>	72,138	1	112,718
26. Racial Equity Plan Add funding in the Contractual Services Account to support the Department's Racial Equity Action Board's projects and activities. <i>EX: \$20,000</i>	20,000	-	20,000
27. Closed Caption Services Add funding in the Contractual Services Account to acquire transcription and captioning services for Library public programming videos. <i>EX: \$27,500</i>	27,500	-	27,500
28. Intranet and Staff Directory Add one-time funding in the Contractual Services Account to hire a consultant to design and implement a Departmental intranet and an interactive staff directory. <i>EX: \$100,000</i>	100,000	-	100,000
29. Library Books and Materials Increase funding in the Library Materials Account to purchase new library books and materials to meet the needs of the public and improve service to neighborhoods. <i>SP: \$1,000,000</i>	1,000,000	-	1,000,000

Emerging Technology and Collections Program

Program Changes	Direct Cost	Positions	Total Cost
Changes in Salaries, Expense, Equipment, and Special			
New Services			
30. Digital Asset Management System Add funding in the Office and Administrative Account for a digital asset management platform subscription to preserve, organize, and access digital assets for staff use. <i>EX: \$20,000</i>	20,000	-	20,000
31. Website Maintenance Add funding in the Contractual Services Account for ongoing maintenance and cloud hosting for the Department's website. <i>EX: \$100,000</i>	100,000	-	100,000
32. Library Assistant I for Leadership Development Add nine-months funding and regular authority for one Library Assistant I to provide administrative and communication support for the Leadership Development initiative. <i>SG: \$52,087</i> <i>Related Costs: \$33,591</i>	52,087	1	85,678
33. Leadership Development Initiative Add funding in the Office and Administrative Account to provide staff training and conferences, an annual Staff Development Day, a staff-driven task force, leadership coaching, mentoring, and organizational communication. <i>EX: \$520,000</i>	520,000	-	520,000
TOTAL Emerging Technology and Collections Program	25,715,830	7	
2022-23 Program Budget	6,812,683	64	
Changes in Salaries, Expense, Equipment, and Special	25,715,830	7	
2023-24 PROGRAM BUDGET	32,528,513	71	

Facilities Planning and Maintenance

This program provides all facility assessments, alterations, improvements, repairs, maintenance, and landscaping, through coordination with the Department of General Services. The program also oversees procurement; storage, distribution, and shipping of materials; mail services; and, the use of Library property for rental and filming purposes.

Program Changes	Direct Cost	Positions	Total Cost
Changes in Salaries, Expense, Equipment, and Special			
Apportionment of Changes Applicable to Various Programs Related costs consist of employee benefits. <i>SG: \$129,827 EX: (\$306,585) SP: \$22,209,683</i> <i>Related Costs: \$4,809</i>	22,032,925	9	22,037,734
Continuation of Services			
34. Menstrual Hygiene Pilot Program Continue one-time funding in the Various Special-Library Account for a pilot program to provide feminine hygiene products at no cost in all restrooms at Library locations. <i>SP: \$30,000</i>	30,000	-	30,000
Increased Services			
35. Branch Libraries Alterations and Improvements Increase funding in the Contractual Services Account (\$587,718) and add one-time funding in the Contractual Services Account (\$5,683,000) to fund alterations and improvements projects at branch libraries. <i>EX: \$6,270,718</i>	6,270,718	-	6,270,718
36. Central Library Alterations and Improvements Add one-time funding in the Contractual Services Account for Central Library alterations and improvements. <i>EX: \$3,511,196</i>	3,511,196	-	3,511,196
37. Anderson Warehouse Add funding in the Contractual Services Account for Anderson Warehouse maintenance, alterations, and improvements. <i>EX: \$50,000</i>	50,000	-	50,000
New Services			
38. Event Attendants for Shipping and Receiving Add nine-months funding and regular authority for two full-time Event Attendants and add funding and regular authority for two half-time Event Attendants to perform event set-up services and deliver supplies and books. <i>SG: \$113,395</i> <i>Related Costs: \$101,261</i>	113,395	4	214,656

Facilities Planning and Maintenance

Program Changes	Direct Cost	Positions	Total Cost
Changes in Salaries, Expense, Equipment, and Special			
Other Changes or Adjustments			
39. Pay Grade Advancement Upgrade one Delivery Driver II to one Delivery Driver III to provide supervision and logistics planning at the Central Library. The incremental salary cost will be absorbed by the Department.	-	-	-
40. Trash Pickup for Central Library Add funding in the Contractual Services Account for trash removal services at the Central Library. <i>EX: \$100,000</i>	100,000	-	100,000
TOTAL Facilities Planning and Maintenance	32,108,234	13	
2022-23 Program Budget	8,138,382	38	
Changes in Salaries, Expense, Equipment, and Special	32,108,234	13	
2023-24 PROGRAM BUDGET	40,246,616	51	

Technology Support

This program develops and maintains the library's public service website, information technology systems, and web-based resources and services and is responsible for the acquisition, cataloging and processing of all library materials and electronic resources.

Program Changes	Direct Cost	Positions	Total Cost
Changes in Salaries, Expense, Equipment, and Special			
Apportionment of Changes Applicable to Various Programs Related costs consist of employee benefits. <i>SG: (\$74,274) EX: (\$1,706,252) EQ: (\$320,000)</i> <i>SP: (\$8,208,275)</i> <i>Related Costs: (\$34,430)</i>	(10,308,801)	1	(10,343,231)
Continuation of Services			
41. Self-Checkout Machines Add funding in the Furniture, Office, and Technical Equipment Account to purchase ten self-checkout machines annually for various Library locations. <i>EQ: \$220,000</i>	220,000	-	220,000
42. Information Technology Hardware Replacement Program Add funding in the Furniture, Office, and Technical Equipment Account to address unexpected end-of-life hardware occurrences and establish a hardware replacement program. <i>EQ: \$100,000</i>	100,000	-	100,000

Technology Support

Program Changes	Direct Cost	Positions	Total Cost
Changes in Salaries, Expense, Equipment, and Special			
Increased Services			
43. Network Security Staff Enhancement Add nine-months funding and regular authority for one Systems Analyst to strengthen the Department's network security against cyber-attacks and provide cybersecurity training to staff. Related costs consist of employee benefits. <i>SG: \$69,884</i> <i>Related Costs: \$39,795</i>	69,884	1	109,679
44. Information Technology Infrastructure Enhancement Add funding in the Office and Administrative Account to purchase information technology products and services, including two switches for the Central Library Data Center room, laptops, a VoIP subscription, and increased costs for existing licenses, subscriptions, maintenance, and support products. <i>EX: \$575,853</i>	575,853	-	575,853
45. Server Replacement Add one-time funding in the Furniture, Office, and Technical Equipment Account to replace sixteen servers that support the public computers in the Library system. <i>EQ: \$500,000</i>	500,000	-	500,000
46. Administrative Support Add nine-months funding and regular authority for one Management Analyst to provide administrative analysis and support. Related costs consist of employee benefits. <i>SG: \$74,979</i> <i>Related Costs: \$41,571</i>	74,979	1	116,550
New Services			
47. As-Needed Staffing for Badge Access Project Add one-time funding in the Salaries, As-Needed Account to provide staffing for the implementation of the security camera and badge access system for all 73 libraries. <i>SAN: \$100,000</i>	100,000	-	100,000
Other Changes or Adjustments			
48. Funding Realignment for E-Rate Program Transfer funding between accounts to reflect the Department's current organizational needs. There will be no change to the level of services provided nor to the overall funding provided to the Department.	-	-	-

Technology Support

TOTAL Technology Support	(8,668,085)	3
2022-23 Program Budget	25,682,703	34
Changes in Salaries, Expense, Equipment, and Special	(8,668,085)	3
2023-24 PROGRAM BUDGET	17,014,618	37

General Administration and Support

This program is responsible for providing administrative support functions of policy direction, business management, accounting, personnel, and public relations.

Program Changes	Direct Cost	Positions	Total Cost
Changes in Salaries, Expense, Equipment, and Special			
Apportionment of Changes Applicable to Various Programs	(7,836,382)	-	(7,769,943)
Related costs consist of employee benefits. SG: \$329,009 EX: \$1,224,964 SP: (\$9,390,355) Related Costs: \$66,439			
Continuation of Services			
49. Direct Cost Contingency Fund	2,003,722	-	2,003,722
Increase one-time funding to the Various Special-Library Account as a contingency for direct costs that the Library may incur during the fiscal year. SP: \$2,003,722			
Increased Services			
50. Administrative Support for Business Office	74,979	1	116,550
Add nine-months funding and regular authority for one Management Analyst to provide administrative support for payroll and accounting services. Related costs consist of employee benefits. SG: \$74,979 Related Costs: \$41,571			
Other Changes or Adjustments			
51. Pay Grade Advancement	-	-	-
Upgrade one Departmental Chief Accountant II to one Departmental Chief Accountant III. The incremental salary cost will be absorbed by the Department.			
52. Public Information Staff	-	-	-
Add funding and regular authority for one Graphics Supervisor I to support the Public Information section. Delete funding and regular authority for one Graphics Designer III. The salary cost difference will be absorbed by the Department.			
53. Reimbursements for Sidewalk Repairs	1,500,000	-	1,500,000
Continue one-time funding in the Various Special-Library Account to reimburse the costs for sidewalk repairs at libraries pursuant to the Willits v. City of Los Angeles Settlement Agreement. SP: \$1,500,000			
TOTAL General Administration and Support	(4,257,681)	1	
2022-23 Program Budget	19,136,150	70	
Changes in Salaries, Expense, Equipment, and Special	(4,257,681)	1	
2023-24 PROGRAM BUDGET	14,878,469	71	

**LIBRARY
DETAIL OF CONTRACTUAL SERVICES ACCOUNT**

2021-22 Actual Expenditures	2022-23 Adopted Budget	2022-23 Estimated Expenditures	Program/Code/Description	2023-24 Contract Amount
Branch Library Services - DB4401				
\$ 6,141	\$ 6,100	\$ 6,000	1. Telecommunications services	\$ -
1,842	75,000	75,000	2. Digital learning labs.....	75,000
-	6,500	-	3. Library card design for Student Success Cards.....	-
<u>\$ 7,983</u>	<u>\$ 87,600</u>	<u>\$ 81,000</u>	Branch Library Services Total	<u>\$ 75,000</u>
Central Library Services - DB4402				
\$ 10,858	\$ 130,297	\$ 250,000	4. Compact shelving	\$ -
2,295	3,710	2,000	5. Book detection system maintenance.....	-
15,489	29,000	29,000	6. Telecommunications services.....	-
13,870	115,507	115,000	7. Digital learning labs.....	115,507
77,857	100,000	100,000	8. Exhibition coordinator	250,000
17,459	25,000	25,000	9. LA Libros Festival.....	25,000
<u>\$ 137,828</u>	<u>\$ 403,514</u>	<u>\$ 521,000</u>	Central Library Services Total	<u>\$ 390,507</u>
Engagement and Learning Services - DB4403				
\$ 127,693	\$ 785,000	\$ 785,000	10. New Americans initiative.....	\$ 785,000
-	30,000	30,000	11. Maker Faire event.....	30,000
<u>\$ 127,693</u>	<u>\$ 815,000</u>	<u>\$ 815,000</u>	Engagement and Learning Services Total	<u>\$ 815,000</u>
Library Experience Office - DB4404				
\$ 19,960	\$ 860,267	\$ 450,000	12. Social service outreach.....	\$ 860,267
25,902	31,000	32,000	13. Event notification system.....	32,000
-	4,000,000	4,000,000	14. Security cameras and badge access.....	4,000,000
<u>\$ 45,862</u>	<u>\$ 4,891,267</u>	<u>\$ 4,482,000</u>	Library Experience Office Total	<u>\$ 4,892,267</u>
Emerging Technology and Collections - DB4405				
\$ 1,200	\$ 30,000	\$ 30,000	15. Racial equity action plan.....	\$ 50,000
141,900	141,029	141,000	16. Shared database service.....	141,029
-	126,817	125,000	17. Cataloging database service.....	150,000
-	-	-	18. Online catalog and circulation system maintenance.....	627,810
-	-	-	19. Support and maintenance of Library network, servers, telecommunications, and public web access.....	697,190
-	37,000	37,000	20. Book repair, relabeling, tagging, and binding.....	283,000
1,600	5,000	5,000	21. Electrical work.....	-
-	76,000	76,000	22. Book repair.....	-
-	-	-	23. Self check-out system maintenance.....	182,500
-	-	-	24. Transcription and closed captioning services.....	27,500
-	-	-	25. Website maintenance.....	100,000
-	-	-	26. Intranet development.....	100,000
<u>\$ 144,700</u>	<u>\$ 415,846</u>	<u>\$ 414,000</u>	Emerging Technology and Collections Total	<u>\$ 2,359,029</u>

**LIBRARY
DETAIL OF CONTRACTUAL SERVICES ACCOUNT**

2021-22 Actual Expenditures	2022-23 Adopted Budget	2022-23 Estimated Expenditures	Program/Code/Description	2023-24 Contract Amount
Facilities Planning and Maintenance - DB4406				
\$ 6,779,849	\$ 2,893,457	\$ 2,800,000	27. Branch libraries alterations and improvements.....	\$ 7,683,000
-	-	-	28. Branch libraries maintenance, bio clean up, emergency and special cleaning.....	225,000
-	-	-	29. Branch libraries graffiti removal.....	150,000
-	-	-	30. Branch libraries pest control.....	100,000
481,277	543,804	540,000	31. Central Library alterations and improvements.....	4,055,000
-	37,290	37,000	32. Book detection system maintenance.....	41,000
673,744	1,091,327	1,000,000	33. Central landscape maintenance.....	1,200,459
145,225	281,922	280,000	34. Central Library grounds maintenance and parking.....	287,560
23,479	42,920	42,000	35. Security/fire life safety contract maintenance.....	44,582
-	8,500	8,000	36. Security systems upgrade and maintenance.....	8,500
95,742	162,000	162,000	37. Central Library Validation Program - Westlawn Garage.....	162,000
-	127,500	127,000	38. Special events services.....	127,500
150,708	124,200	124,000	39. Management, maintenance, and operation of the Olive Street Garage and EV charging station.....	149,200
28,200	27,000	30,000	40. Southern California Library Cooperative.....	-
45,430	76,732	76,000	41. Photocopier rental.....	76,732
2,378	129,800	129,000	42. Audio visual services.....	129,800
-	-	-	43. Compact shelving.....	150,000
-	-	-	44. Telecommunication services.....	40,000
-	-	-	45. Electrical work.....	5,000
-	-	-	46. Anderson warehouse maintenance.....	50,000
-	-	73,000	47. Trash pickup services for Central Library.....	100,000
<u>\$ 8,426,032</u>	<u>\$ 5,546,452</u>	<u>\$ 5,428,000</u>	Facilities Planning and Maintenance Total	<u>\$ 14,785,333</u>
Technology Support - DB4449				
\$ 490,114	\$ 627,810	\$ 627,000	48. Online catalog and circulation system maintenance.....	\$ -
441,237	697,190	697,000	49. Support and maintenance of Library network, servers, telecommunications, and public web access.....	-
5,632	64,800	64,000	50. Router maintenance.....	64,800
65,154	182,500	182,000	51. Self check-out system maintenance.....	-
190,286	288,750	288,000	52. Telecommunications service.....	288,750
73,860	134,800	134,000	53. Power and network data ports maintenance and repairs.....	184,800
-	185,000	185,000	54. Data center and communication rooms air conditioning upgrades.....	-
-	50,000	50,000	55. Power and network ports maintenance and repair.....	-
-	32,000	32,000	56. Emergency public alert system.....	-
-	-	-	57. E-Rate consultant.....	181,000
<u>\$ 1,266,283</u>	<u>\$ 2,262,850</u>	<u>\$ 2,259,000</u>	Technology Support Total	<u>\$ 719,350</u>
General Administration and Support - DB4450				
\$ -	\$ 30,000	\$ -	58. Librarian recruitment advertising, brochures.....	\$ 30,000
-	-	-	59. Southern California Library Cooperative.....	30,000
1,029,713	1,490,886	1,400,000	60. Marketing plan promotion and outreach.....	1,490,886
758,309	1,450,000	1,400,000	61. Comprehensive Assessment Master Plan.....	1,450,000
-	-	-	62. Library card design for Student Success.....	6,500
<u>\$ 1,788,022</u>	<u>\$ 2,970,886</u>	<u>\$ 2,800,000</u>	General Administration and Support Total	<u>\$ 3,007,386</u>
<u>\$ 11,944,403</u>	<u>\$ 17,393,415</u>	<u>\$ 16,800,000</u>	TOTAL CONTRACTUAL SERVICES ACCOUNT	<u>\$ 27,043,872</u>

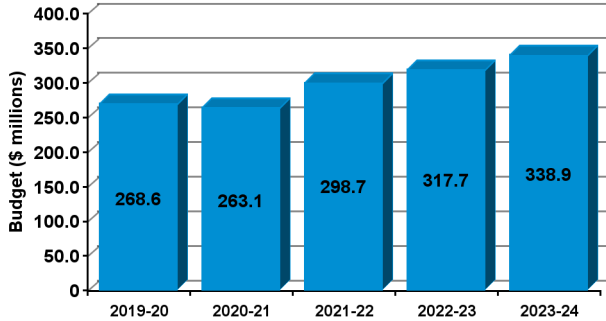
THIS PAGE INTENTIONALLY LEFT BLANK

RECREATION AND PARKS

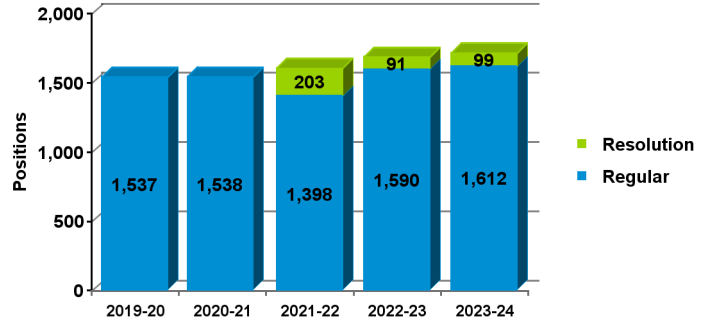
2023-24 Adopted Budget

FIVE-YEAR HISTORY OF BUDGET AND POSITION AUTHORITIES

FIVE-YEAR BUDGET HISTORY



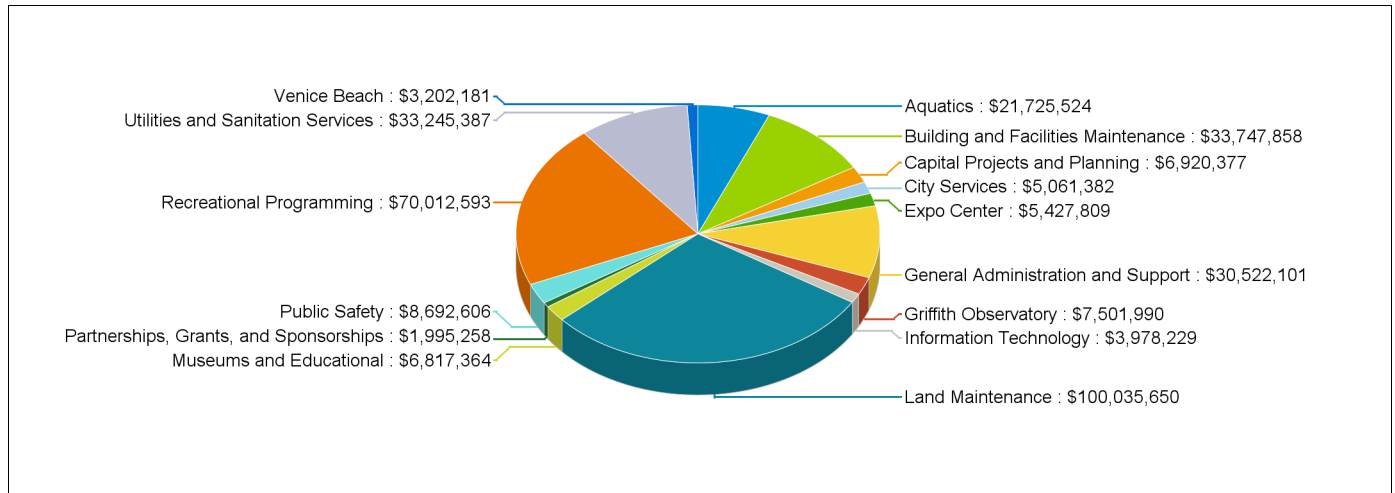
FIVE-YEAR POSITION AUTHORITY HISTORY



SUMMARY OF 2023-24 ADOPTED BUDGET CHANGES

	Total Budget			General Fund			Special Fund			
		Regular	Resolution		Regular	Resolution		Regular	Resolution	
2022-23 Adopted	\$317,703,173	1,590	91	-	-	-	\$317,703,173	100.0%	1,590	91
2023-24 Adopted	\$338,886,309	1,612	99	-	-	-	\$338,886,309	100.0%	1,612	99
Change from Prior Year	\$21,183,136	22	8	-	-	-	\$21,183,136		22	8

2023-24 FUNDING DISTRIBUTION BY PROGRAM



MAIN BUDGET ITEMS

	Funding	Positions
* Funding for Partially Funded Facilities	\$1,235,894	-
* Part-Time Employee Compensation	\$2,548,877	-
* New and Expanded Facilities	\$3,354,171	10
* Summer Play LA - Summer Camp	\$2,724,853	-
* Michelle and Barack Obama Sports Complex	\$638,701	1
* Obligatory Part-Time Cash Payout	\$8,488,643	-

Recapitulation of Changes

	Adopted Budget 2022-23	Total Budget Changes	Total Budget 2023-24
EXPENDITURES AND APPROPRIATIONS			
Salaries			
Salaries General	129,184,161	3,072,665	132,256,826
Salaries, As-Needed	50,977,541	14,153,995	65,131,536
Overtime General	1,764,595	-	1,764,595
Hiring Hall Salaries	982,246	120,000	1,102,246
Benefits Hiring Hall	344,236	-	344,236
Total Salaries	<u>183,252,779</u>	<u>17,346,660</u>	<u>200,599,439</u>
Expense			
Printing and Binding	485,517	5,000	490,517
Contractual Services	15,357,178	1,148,682	16,505,860
Field Equipment Expense	119,118	4,167	123,285
Maintenance Materials, Supplies and Services	11,128,932	1,634,340	12,763,272
Transportation	105,203	-	105,203
Utilities Expense Private Company	29,863,996	520,000	30,383,996
Uniforms	285,690	9,200	294,890
Animal Food/Feed and Grain	31,055	-	31,055
Camp Food	320,130	-	320,130
Office and Administrative	1,442,528	229,167	1,671,695
Operating Supplies	6,713,899	73,920	6,787,819
Leasing	103,004	-	103,004
Total Expense	<u>65,956,250</u>	<u>3,624,476</u>	<u>69,580,726</u>
Equipment			
Other Operating Equipment	21,000	2,000	23,000
Total Equipment	<u>21,000</u>	<u>2,000</u>	<u>23,000</u>
Special			
Refuse Collection	2,680,490	210,000	2,890,490
Children's Play Equipment	1,067,250	-	1,067,250
General Fund Reimbursement	64,725,404	-	64,725,404
Total Special	<u>68,473,144</u>	<u>210,000</u>	<u>68,683,144</u>
Total Recreation and Parks	<u>317,703,173</u>	<u>21,183,136</u>	<u>338,886,309</u>

Recreation and Parks

Recapitulation of Changes

	Adopted Budget 2022-23	Total Budget Changes	Total Budget 2023-24
--	------------------------------	----------------------------	----------------------------

SOURCES OF FUNDS

Recreation and Parks Other Revenue	317,703,173	21,183,136	338,886,309
Total Funds	317,703,173	21,183,136	338,886,309
Percentage Change			6.67%
Positions	1,590	22	1,612

Changes Applicable to Various Programs

The following changes involve two or more budgetary programs. These changes are explained below and apportioned as single entries in the affected programs. Single-program changes are shown only in the programs involved.

Program Changes	Direct Cost	Positions	Total Cost
Changes in Salaries, Expense, Equipment, and Special Obligatory Changes			
1. 2022-23 Employee Compensation Adjustment Related costs consist of employee benefits. <i>SG: \$3,486,115</i> <i>Related Costs: \$1,215,040</i>	3,486,115	-	4,701,155
2. 2023-24 Employee Compensation Adjustment Related costs consist of employee benefits. <i>SG: \$5,752,941</i> <i>Related Costs: \$182,911</i>	5,752,941	-	5,935,852
3. Change in Number of Working Days Reduce funding to reflect one fewer working day. There will be 260 working days in 2023-24. Related costs consist of employee benefits. <i>SG: (\$475,365)</i> <i>Related Costs: (\$165,477)</i>	(475,365)	-	(640,842)
4. Full Funding for Partially Financed Positions Related costs consist of employee benefits. <i>SG: \$1,603,794</i> <i>Related Costs: \$558,280</i>	1,603,794	-	2,162,074
5. Salary Step and Turnover Effect Related costs consist of employee benefits. <i>SG: (\$3,716,034)</i> <i>Related Costs: (\$1,293,551)</i>	(3,716,034)	-	(5,009,585)

Recreation and Parks

Program Changes	Direct Cost	Positions	Total Cost
Changes in Salaries, Expense, Equipment, and Special			
Deletion of One-Time Services			
6. Deletion of One-Time Equipment Funding Delete one-time funding for equipment purchases. <i>EQ: (\$21,000)</i>	(21,000)	-	(21,000)
7. Deletion of One-Time Expense Funding Delete one-time Salaries, As Needed and expense funding. <i>SAN: (\$3,574,853) EX: (\$172,300)</i>	(3,747,153)	-	(3,747,153)
8. Deletion of Funding for Resolution Authorities Delete funding for 91 resolution authority positions. Resolution authorities are reviewed annually and continued only if sufficient funding is available to maintain the current service level. Related costs consist of employee benefits. 89 positions are continued: Aquatics Support (Five positions) Building and Facilities Services Support (18 positions) Land Maintenance Support (13 positions) Capital Projects and Planning Support (Six positions) Recreational Programming Support (Seven positions) Public Safety Support (One position) City Services Support (Two positions) Childcare Centers (34 positions) Human Resources Support (Two positions) Risk Management Support (One position) Two positions are not continued: Childcare Centers (Two positions) <i>SG: (\$4,527,038)</i> <i>Related Costs: (\$2,359,336)</i>	(4,527,038)	-	(6,886,374)
9. Deletion of One-Time Salary Funding Delete one-time Salaries General funding. <i>SG: (\$3,009,255)</i>	(3,009,255)	-	(3,009,255)

Recreation and Parks

Program Changes	Direct Cost	Positions	Total Cost
Changes in Salaries, Expense, Equipment, and Special			
Continuation of Services			
10. Funding for Partially Funded Facilities Add funding in the Salaries, As-Needed (\$892,927), Contractual Services (\$93,169), Field Equipment Expense (\$4,167), Maintenance Materials, Supplies and Services (\$217,297), Office and Administrative (\$8,334), and Operating Supplies (\$20,000) accounts to provide full-year funding for aquatics, building and facilities, land maintenance, and recreational programming for facilities that were partially financed in 2022-23. The funding for the expense accounts for these facilities was provided in 2022-23. <i>SAN: \$892,927 EX: \$342,967</i>	1,235,894	-	1,235,894
11. Part-Time Employee Compensation Add funding in the Salaries, As-Needed Account to provide cost of living adjustments approved through negotiated labor agreements. <i>SAN: \$2,548,877</i>	2,548,877	-	2,548,877
Increased Services			
12. New and Expanded Facilities Add nine-months funding and regular authority for 10 positions consisting of one Senior Gardener, four Gardener Caretakers, one Principal Recreation Supervisor II, two Aquatic Facility Manager Is, and two Aquatic Facility Manager IIs to support various new and expanded Department facilities based on their scheduled opening dates. Increase funding in the Salaries, As-Needed (\$1,754,945), Contractual Services (\$427,418), Maintenance Materials, Supplies and Services (\$452,005), Uniforms (\$4,200), Office and Administrative (\$21,833), and Operating Supplies (\$54,870) accounts. Add one-time funding in the Office and Administrative (\$107,500), Operating Supplies (\$44,800), and Other Operating Equipment (\$23,000) accounts. Related costs consist of employee benefits. <i>SG: \$463,600 SAN: \$1,754,945 EX: \$1,112,626</i> <i>EQ: \$23,000</i> <i>Related Costs: \$315,941</i>	3,354,171	10	3,670,112
Efficiencies to Services			
13. One-Time Salary Reduction Reduce funding in the Salaries General Account on a one-time basis to reflect savings generated by positions filled in lieu, anticipated hiring plans, and attrition. Related costs consist of employee benefits. <i>SG: (\$3,000,000)</i> <i>Related Costs: (\$1,045,800)</i>	(3,000,000)	-	(4,045,800)

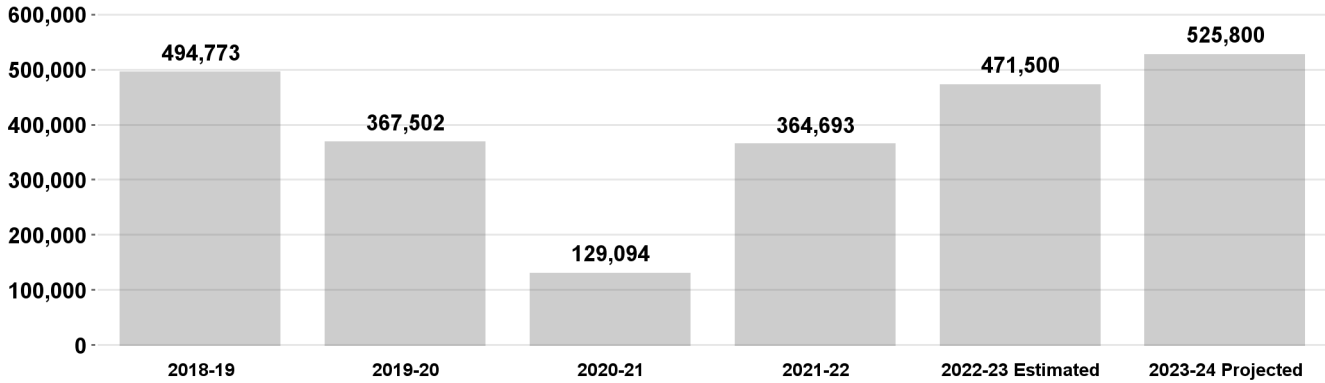
Recreation and Parks

Program Changes	Direct Cost	Positions	Total Cost
Changes in Salaries, Expense, Equipment, and Special			
Other Changes or Adjustments			
14. Position Reallocations Reallocate one Administrative Clerk to one Management Assistant, five Gardener Caretakers to five Senior Gardeners, and one Recreation Coordinator to one Recreation Facility Director. Reallocation of these positions is subject to approval by the Board of Civil Service Commissioners. The incremental salary cost will be absorbed by the Department.	-	-	-
15. Charter Mandated Appropriation Increase the Department's General Fund appropriation by \$16,037,018 from \$245,969,329 to \$262,006,347 to meet the funding requirement set by the Charter. The additional appropriation will be used to fund the Department's services, utilities (water, electricity, and sanitation services), and reimburse a portion of General Fund indirect costs (pensions, health, and Medicare benefits).	-	-	-
TOTAL CHANGES APPLICABLE TO VARIOUS PROGRAMS	(514,053)	10	

Museums and Educational

This program provides historic and education-based services through museum facilities and exhibits. It promotes awareness of City history, historical knowledge, and environmental and cultural stewardship as well as the conservation of marine life and the preservation of historical artifacts.

Number of Annual Museum Visitors (Excluding Griffith Observatory)

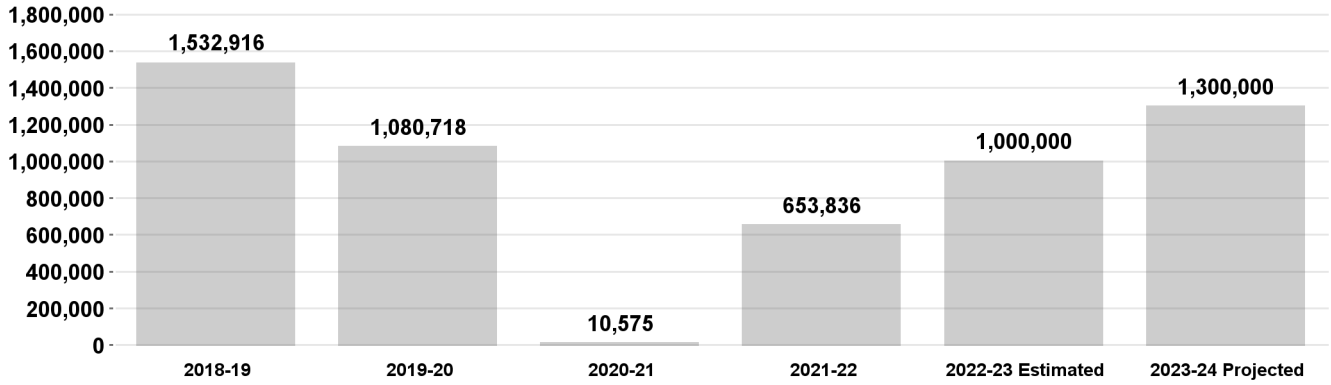


Program Changes	Direct Cost	Positions	Total Cost
Changes in Salaries, Expense, Equipment, and Special			
Apportionment of Changes Applicable to Various Programs	166,407	-	179,523
Related costs consist of employee benefits.			
SG: (\$1,454) SAN: \$167,861			
Related Costs: \$13,116			
Other Changes or Adjustments			
16. Museum Staff Pay Grade Adjustment	-	-	-
Upgrade one Park Services Attendant I to one Park Services Attendant II. The incremental salary cost will be absorbed by the Department.			
TOTAL Museums and Educational	166,407	-	
2022-23 Program Budget	6,650,957	44	
Changes in Salaries, Expense, Equipment, and Special	166,407	-	
2023-24 PROGRAM BUDGET	6,817,364	44	

Griffith Observatory

This program provides residents and visitors with observational, inspirational, and educational experiences through state-of-the-art planetarium shows, unique interactive exhibits, cutting-edge school programs, innovative public programs and events, and breathtaking vistas and historical architectures.

Number of Griffith Observatory Visitors

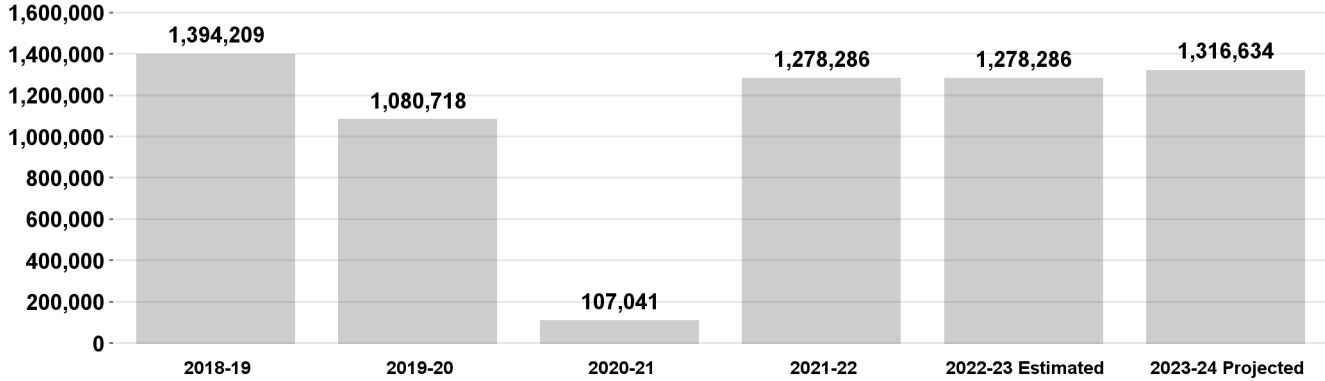


Program Changes	Direct Cost	Positions	Total Cost
Changes in Salaries, Expense, Equipment, and Special			
Apportionment of Changes Applicable to Various Programs	135,316	-	136,925
Related costs consist of employee benefits.			
SG: \$246 SAN: \$135,070			
Related Costs: \$1,609			
TOTAL Griffith Observatory	135,316	-	
2022-23 Program Budget	7,366,674	23	
Changes in Salaries, Expense, Equipment, and Special	135,316	-	
2023-24 PROGRAM BUDGET	7,501,990	23	

Aquatics

This program provides recreation-based aquatic programs and activities at public swimming pools and open water facilities throughout the City, including lifeguard services and pool maintenance and operations.

Total Recreational Swim Attendance

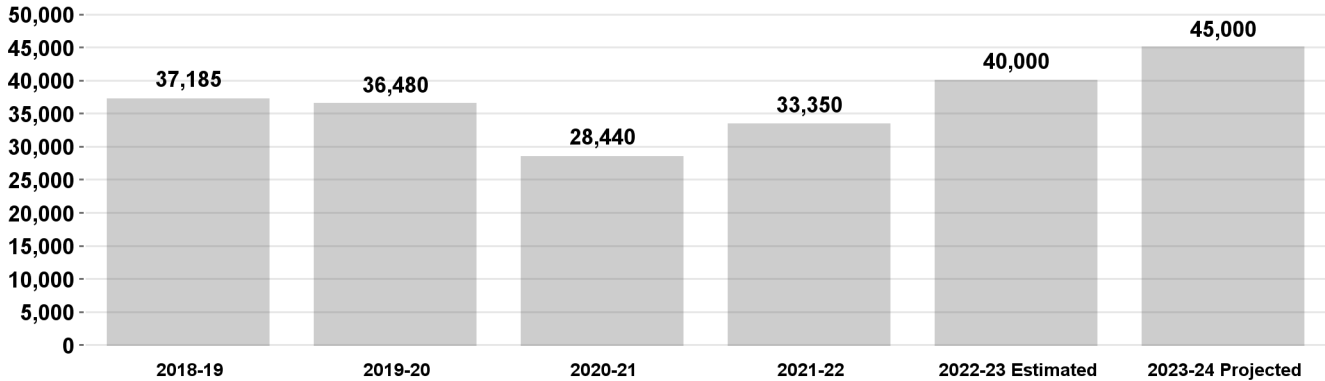


Program Changes	Direct Cost	Positions	Total Cost
Changes in Salaries, Expense, Equipment, and Special			
Apportionment of Changes Applicable to Various Programs Related costs consist of employee benefits. SG: \$85,100 SAN: \$1,630,642 EX: \$102,733 Related Costs: \$74,684	1,818,475	5	1,893,159
Continuation of Services			
17. Aquatics Support Continue funding and resolution authority for five positions consisting of one Aquatic Director, one Aquatic Facility Manager I, one Aquatic Facility Manager II, one Aquatic Facility Manager III, and one Superintendent of Recreation and Parks Operations to provide oversight of aquatic programs and operations. Related costs consist of employee benefits. SG: \$498,849 Related Costs: \$251,064	498,849	-	749,913
Other Changes or Adjustments			
18. Aquatics Staff Pay Grade Adjustment Upgrade two Aquatic Facility Manager Is to two Aquatic Facility Manager IIs. The incremental salary cost will be absorbed by the Department.	-	-	-
TOTAL Aquatics	2,317,324	5	
2022-23 Program Budget	19,408,200	61	
Changes in Salaries, Expense, Equipment, and Special	2,317,324	5	
2023-24 PROGRAM BUDGET	21,725,524	66	

Building and Facilities Maintenance

This program provides construction and maintenance services to park buildings and facilities.

Maintenance Job Orders Completed



Program Changes	Direct Cost	Positions	Total Cost
Changes in Salaries, Expense, Equipment, and Special			
Apportionment of Changes Applicable to Various Programs	(1,078,783)	-	(1,915,025)
Related costs consist of employee benefits. SG: (\$1,642,937) SAN: \$19,536 EX: \$544,618 Related Costs: (\$836,242)			
Continuation of Services			
19. Building and Facilities Services Support	1,777,774	-	2,675,300
Continue funding and resolution authority for 18 positions consisting of one Building Construction and Maintenance Superintendent, one Building Repairer II, two Carpenters, one Construction and Maintenance Superintendent, one Construction and Maintenance Supervisor II, one Electrician, one Electrician Supervisor, one Locksmith, two Mechanical Repairers, four Painters, two Senior Administrative Clerks, and one Senior Carpenter to support the Fire Life Safety program and pool reopening and to provide preventive maintenance. Related costs consist of employee benefits. SG: \$1,777,774 Related Costs: \$897,526			
Increased Services			
20. Fire Life Safety	-	1	44,022
Add nine-months funding and regular authority for one Senior Electrician to address fire life safety requests. Reduce funding in the Contractual Services Account. Related costs consist of employee benefits. SG: \$82,012 EX: (\$82,012) Related Costs: \$44,022			

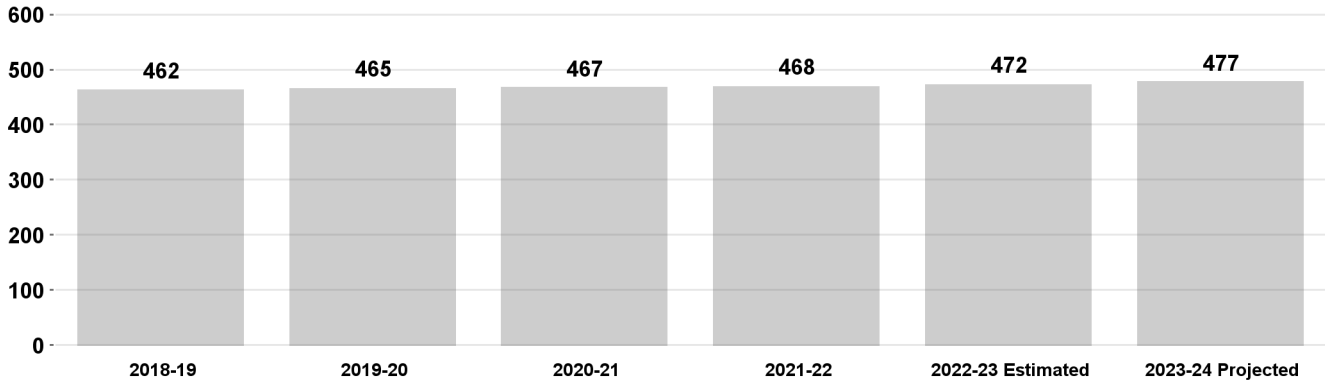
Building and Facilities Maintenance

TOTAL Building and Facilities Maintenance	698,991	1
2022-23 Program Budget	33,048,867	160
Changes in Salaries, Expense, Equipment, and Special	698,991	1
2023-24 PROGRAM BUDGET	33,747,858	161

Land Maintenance

This program provides general upkeep, cleanliness, and maintenance of park grounds and facilities, including public restrooms.

Number of Parks Maintained



Program Changes	Direct Cost	Positions	Total Cost
Changes in Salaries, Expense, Equipment, and Special			
Apportionment of Changes Applicable to Various Programs	1,389,753	5	1,055,340
Related costs consist of employee benefits.			
SG: (\$660,248) SAN: \$1,537,843 EX: \$510,158			
EQ: \$2,000			
Related Costs: (\$334,413)			
Continuation of Services			
21. Land Maintenance Support	1,046,265	-	1,611,622
Continue funding and resolution authority for 13 positions consisting of two Park Maintenance Supervisors, one Senior Administrative Clerk, five Senior Gardeners, two Senior Park Maintenance Supervisors, and three Principal Grounds Maintenance Supervisor IIs for the management of lakes, public building landscaping, emergency management, homeless issues, and special projects. Related costs consist of employee benefits.			
SG: \$1,046,265			
Related Costs: \$565,357			

Land Maintenance

Program Changes	Direct Cost	Positions	Total Cost
Changes in Salaries, Expense, Equipment, and Special			
Increased Services			
22. Maintenance of High Usage Sites Add nine-months funding and regular authority for three Senior Gardeners to expand the High Usage Sites program. Add funding in the Salaries, As Needed (\$1,043,453) and the Maintenance Materials, Supplies and Services (\$210,000) accounts. Related costs consist of employee benefits. <i>SG: \$158,229 SAN: \$1,043,453 EX: \$210,000</i> <i>Related Costs: \$101,458</i>	1,411,682	3	1,513,140
23. Tree Maintenance Crew Add nine-months funding and regular authority for eight positions consisting of one Tree Surgeon Supervisor I, three Tree Surgeons, three Tree Surgeon Assistants, and one Equipment Operator for a tree maintenance crew. Add funding in the Maintenance Materials, Supplies and Services (\$20,000), Uniforms (\$5,000), Office and Administrative (\$1,000), and Operating Supplies (\$4,150) accounts. Related costs consist of employee benefits. <i>SG: \$402,348 EX: \$30,150</i> <i>Related Costs: \$263,723</i>	432,498	8	696,221
24. Budget, Finance and Innovation Report Item No. 94 The Council modified the Mayor's Proposed Budget by deleting funding and regular authority for one Gardener Caretaker and adding nine-months funding and resolution authority for one Superintendent of Recreation and Parks Operations to manage land maintenance special programs. Reduce funding in the Contractual Services (\$62,233) and Maintenance Materials, Supplies and Services (\$14,162) accounts. Related costs consist of employee benefits. <i>SG: \$56,648 EX: (\$76,395)</i> <i>Related Costs: \$19,747</i>	(19,747)	(1)	-
New Services			
25. Budget, Finance and Innovation Report Item No. 73c The Council modified the Mayor's Proposed Budget by adding funding in the Hiring Hall Salaries (\$20,000) and Maintenance Materials, Supplies and Services (\$265,000) accounts, and one-time funding in the Hiring Hall Salaries (\$100,000) and Maintenance Materials, Supplies and Services (\$450,000) accounts to provide menstrual hygiene products in all City parks. <i>SHH: \$120,000 EX: \$715,000</i>	835,000	-	835,000

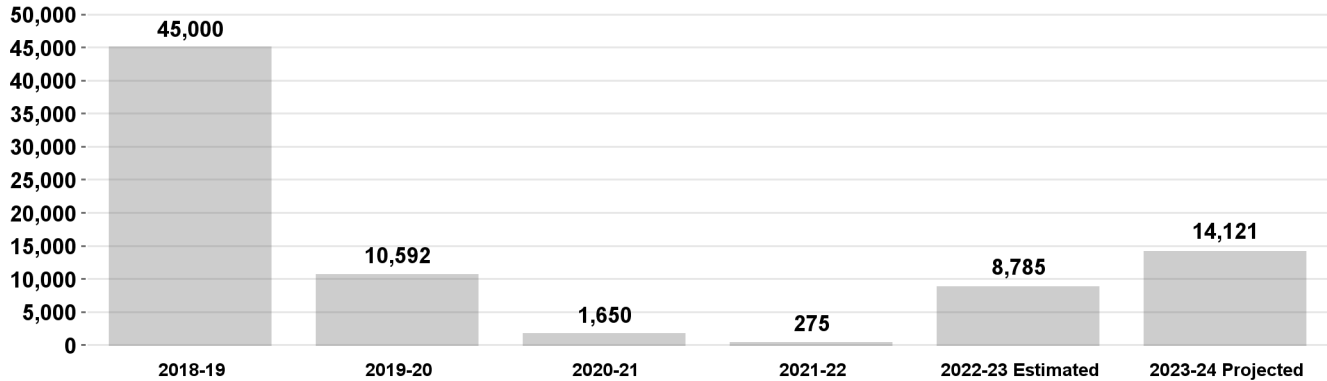
Land Maintenance

TOTAL Land Maintenance	5,095,451	15
2022-23 Program Budget	94,940,199	663
Changes in Salaries, Expense, Equipment, and Special	5,095,451	15
2023-24 PROGRAM BUDGET	100,035,650	678

Capital Projects and Planning

This program provides technical services to the Department including: property management, capital improvement administration, engineering, architectural, and environmental compliance. It also coordinates construction and maintenance projects and conducts long-range planning of park property and facilities.

Additional Residents Served by Park within Walking Distance



Program Changes	Direct Cost	Positions	Total Cost
Changes in Salaries, Expense, Equipment, and Special			
Apportionment of Changes Applicable to Various Programs	(572,798)	-	(819,008)
Related costs consist of employee benefits. SG: (\$577,710) SAN: \$4,912 Related Costs: (\$246,210)			
Continuation of Services			
26. Capital Projects and Planning Support	594,524	-	894,373
Continue funding and resolution authority for six positions consisting of one Electrical Engineering Associate II, two Architectural Associate Is, two Landscape Architectural Associate Is, and one Civil Engineering Associate II to implement new park acquisitions, park repair and renovation projects, and park capital improvement projects. Related costs consist of employee benefits. SG: \$594,524 Related Costs: \$299,849			
New Services			
27. Budget, Finance and Innovation Report Item No. 73e	727,704	-	853,380
The Council modified the Mayor's Proposed Budget by adding nine-months funding and resolution authority for three positions consisting of one Geographic Information Systems Supervisor I and two Geographic Information Systems Specialists to conduct a new facilities assessment. Add one-time funding in the Contractual Services Account. Related costs consist of employee benefits. SG: \$227,704 EX: \$500,000 Related Costs: \$125,676			

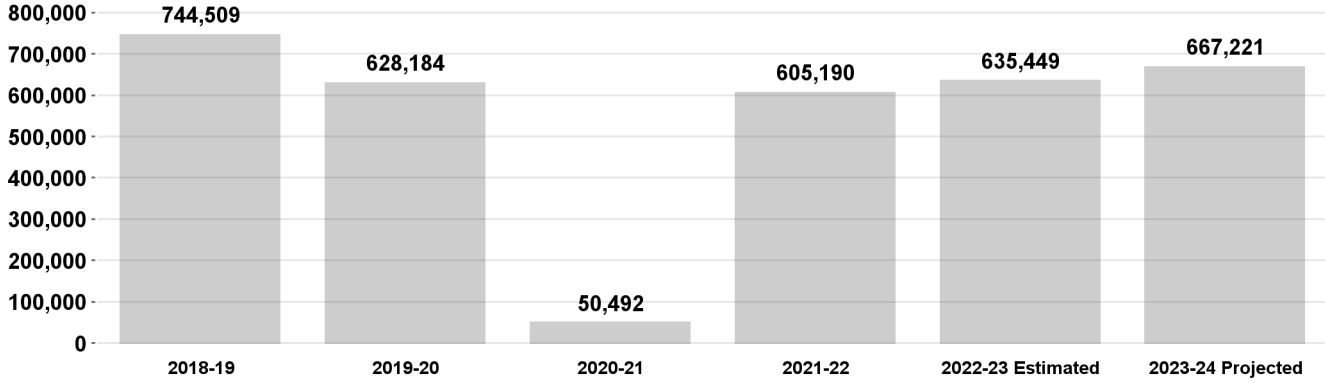
Capital Projects and Planning

Program Changes	Direct Cost	Positions	Total Cost
Changes in Salaries, Expense, Equipment, and Special			
Other Changes or Adjustments			
28. Capital Projects and Planning Staff Pay Grade Adjustment	-	-	-
Upgrade one Environmental Specialist I to one Environmental Specialist II. The incremental salary cost increase will be absorbed by the Department.			
TOTAL Capital Projects and Planning	749,430	-	
2022-23 Program Budget	6,170,947	29	
Changes in Salaries, Expense, Equipment, and Special	749,430	-	
2023-24 PROGRAM BUDGET	6,920,377	29	

Expo Center

This program provides recreational, educational, and cultural programs and services in and around South Los Angeles.

Number of EXPO Center Visitors

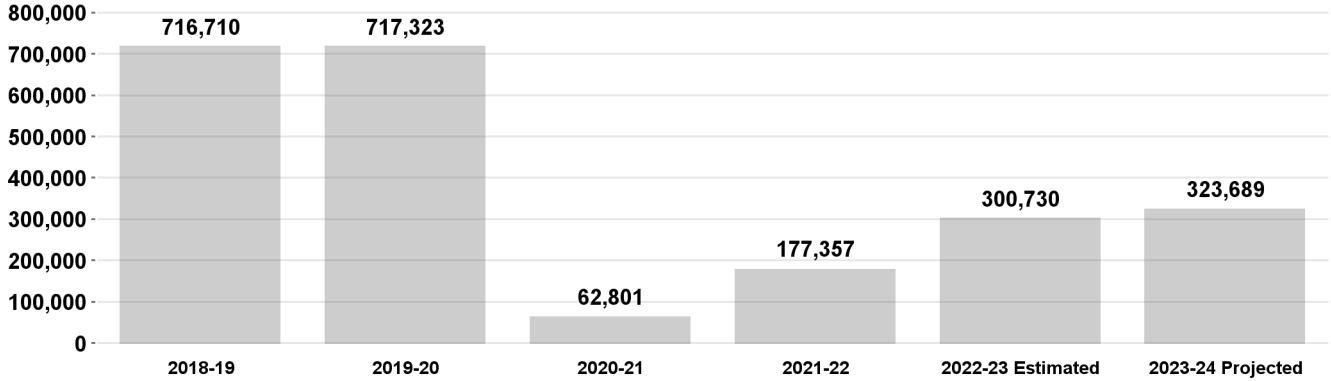


Program Changes	Direct Cost	Positions	Total Cost
Changes in Salaries, Expense, Equipment, and Special			
Apportionment of Changes Applicable to Various Programs	(71,568)	-	(79,063)
Related costs consist of employee benefits.			
SG: (\$18,371) SAN: (\$53,197)			
Related Costs: (\$7,495)			
TOTAL Expo Center	(71,568)	-	
2022-23 Program Budget	5,499,377	31	
Changes in Salaries, Expense, Equipment, and Special	(71,568)	-	
2023-24 PROGRAM BUDGET	5,427,809	31	

Partnerships, Grants, and Sponsorships

This program provides enhanced and expanded recreational programs, environmental stewardship, and improvements to park facilities through partnerships with private entities, sponsorships, donations, and grants.

Number of Participants from Collaborations

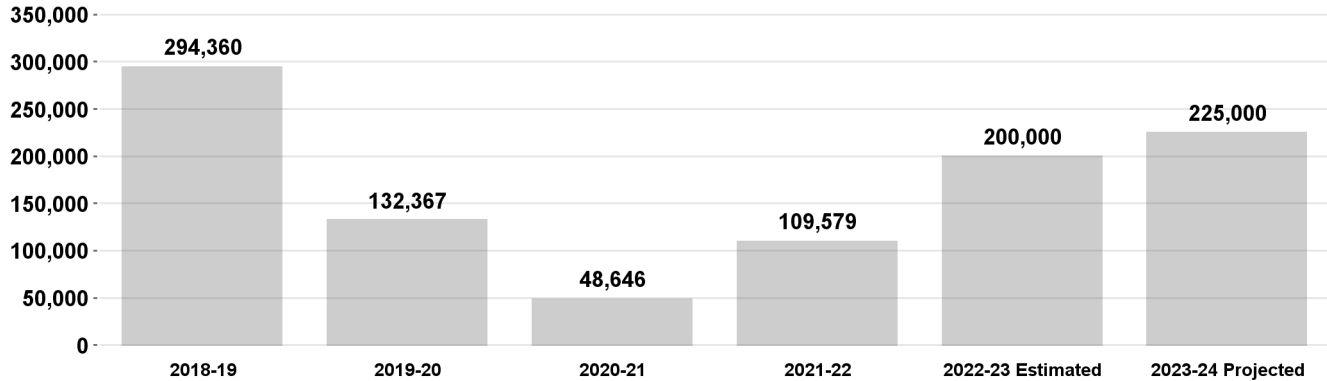


Program Changes	Direct Cost	Positions	Total Cost
Changes in Salaries, Expense, Equipment, and Special			
Apportionment of Changes Applicable to Various Programs	(1,725)	-	1,384
Related costs consist of employee benefits.			
SG: (\$9,764) SAN: \$8,039			
Related Costs: \$3,109			
TOTAL Partnerships, Grants, and Sponsorships	(1,725)	-	
2022-23 Program Budget	1,996,983	10	
Changes in Salaries, Expense, Equipment, and Special	(1,725)	-	
2023-24 PROGRAM BUDGET	1,995,258	10	

Recreational Programming

This program provides recreational activities, cultural activities, sports program activities, youth and senior activities, and community events.

Number of Youth and Adult Sports Program Registrations



Program Changes	Direct Cost	Positions	Total Cost
Changes in Salaries, Expense, Equipment, and Special			
Apportionment of Changes Applicable to Various Programs	(1,360,422)	-	(1,500,876)
Related costs consist of employee benefits. SG: (\$203,732) SAN: (\$1,282,474) EX: \$125,784 Related Costs: (\$140,454)			
Continuation of Services			
29. Recreational Programming Support	532,106	-	825,629
Continue funding and resolution authority for seven positions consisting of two Senior Recreation Directors, two Recreation Facility Directors, and three Recreation Coordinators to provide programming, supervision for recreational programming, and adaptive programming and administrative support under the Youth Sports Partnership Agreement with LA2028. Related costs consist of employee benefits. SG: \$532,106 Related Costs: \$293,523			
30. Summer Play LA - Summer Camp	2,724,853	-	2,724,853
Continue one-time funding in the Salaries, As-Needed Account to provide a subsidy for Summer Play LA and serve communities of low socioeconomic backgrounds. SAN: \$2,724,853			

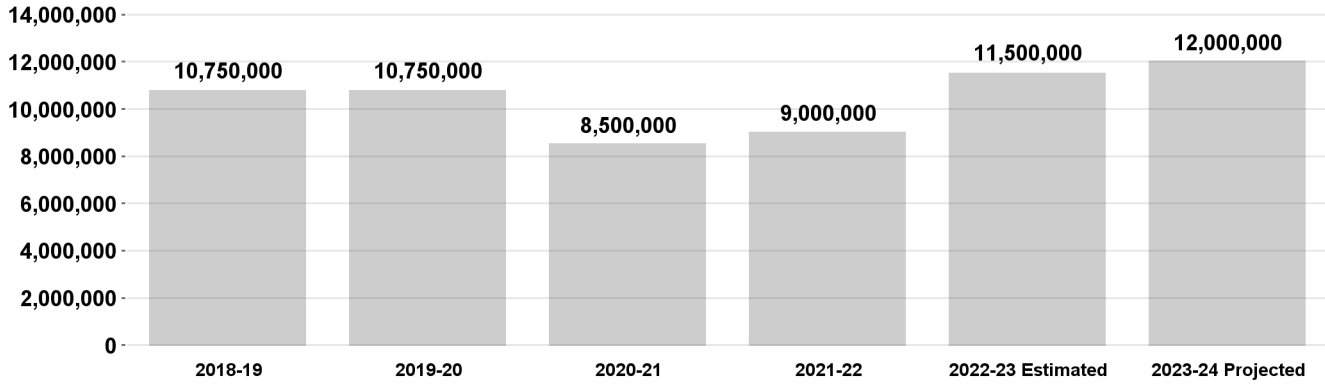
Recreational Programming

Program Changes	Direct Cost	Positions	Total Cost
Changes in Salaries, Expense, Equipment, and Special			
Increased Services			
31. Michelle and Barack Obama Sports Complex Add nine-months funding and regular authority for one Recreation Facility Director to provide staffing and resources for the Michelle and Barack Obama Sports Complex. Add funding in the Salaries As-Needed (\$249,600), Printing and Binding (\$5,000), Contractual Services (\$150,000), Maintenance Materials, Supplies and Services (\$50,000) Office and Administrative (\$100,000), and Operating Supplies (\$25,000) accounts. Related costs consist of employee benefits. <i>SG: \$59,101 SAN: \$249,600 EX: \$330,000</i> <i>Related Costs: \$36,035</i>	638,701	1	674,736
32. Budget, Finance and Innovation Report Item No. 73a The Council modified the Mayor's Proposed Budget by adding nine-months funding and resolution authority for two positions consisting of one Recreation Supervisor and one Senior Recreation Director to support the Community School Parks Program. Related costs consist of employee benefits. <i>SG: \$154,103</i> <i>Related Costs: \$76,870</i>	154,103	-	230,973
33. Budget, Finance and Innovation Report Item No. 54b The Council modified the Mayor's Proposed Budget by adding nine-months funding and resolution authority for two Principal Public Relations Representatives and adding resolution authority without funding for one Principal Recreation Supervisor I to continue the Citywide expansion of the Adaptive Sports Program. Related costs consist of employee benefits. <i>SG: \$221,064</i> <i>Related Costs: \$123,362</i>	221,064	-	344,426
Other Changes or Adjustments			
34. Senior Recreation Directors Add funding and regular authority for two Senior Recreation Directors. Delete funding and regular authority for two positions consisting of one Recreation Coordinator and one Recreation Facility Director. This adjustment reflects the operational needs and priorities of the Department. The salary cost difference will be absorbed by the Department.	-	-	-
TOTAL Recreational Programming	2,910,405	1	
2022-23 Program Budget	67,102,188	367	
Changes in Salaries, Expense, Equipment, and Special	2,910,405	1	
2023-24 PROGRAM BUDGET	70,012,593	368	

Venice Beach

This program provides recreational programming and maintenance services at the Venice Beach Boardwalk, Venice Skate Park, Muscle Beach, the Venice Recreation Center, and basketball and tennis courts in the area.

Number of Annual Visitors



Program Changes	Direct Cost	Positions	Total Cost
Changes in Salaries, Expense, Equipment, and Special			
Apportionment of Changes Applicable to Various Programs	8,314	-	56
Related costs consist of employee benefits.			
SG: (\$18,545) SAN: \$26,859			
Related Costs: (\$8,258)			
TOTAL Venice Beach	8,314	-	
2022-23 Program Budget	3,193,867	18	
Changes in Salaries, Expense, Equipment, and Special	8,314	-	
2023-24 PROGRAM BUDGET	3,202,181	18	

Utilities and Sanitation Services

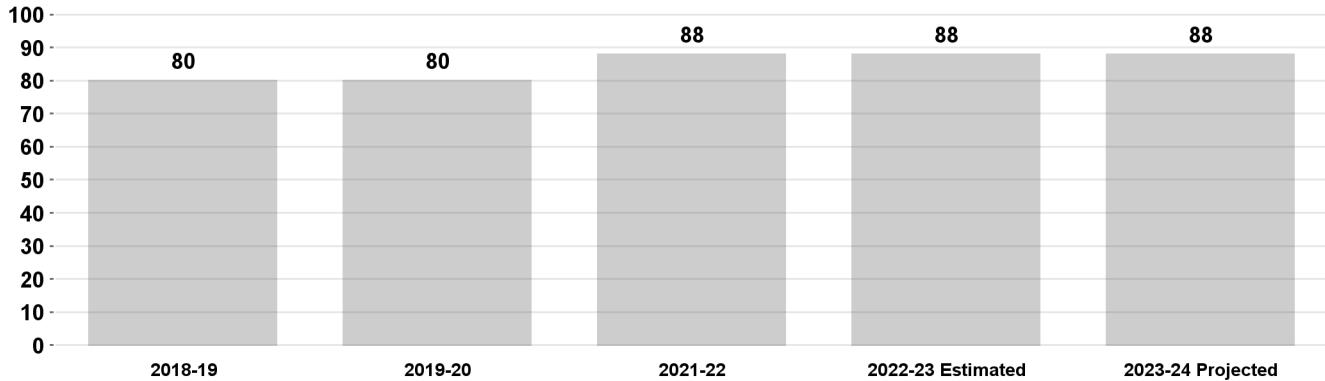
This program provides water, electricity, and refuse collection services for park grounds and facilities (including public restrooms).

Program Changes	Direct Cost	Positions	Total Cost
Changes in Salaries, Expense, Equipment, and Special			
Continuation of Services			
35. Utilities and Sanitation Services	730,000	-	730,000
Add funding to the Utilities Expense Private Company (\$520,000) and Refuse Collection (\$210,000) accounts to address Department of Water and Power rate increases and to pay for collection services at high-need sites. <i>EX: \$520,000 SP: \$210,000</i>			
TOTAL Utilities and Sanitation Services	730,000	-	
2022-23 Program Budget	32,515,387	-	
Changes in Salaries, Expense, Equipment, and Special	730,000	-	
2023-24 PROGRAM BUDGET	33,245,387	-	

Public Safety

This program consists of Park Ranger services. Park Rangers support the Department's recreation and community service mission by providing law enforcement, public education, resource protection, and visitor services on park property.

Percent of Visitors Feeling 'Safe' or 'Very Safe'

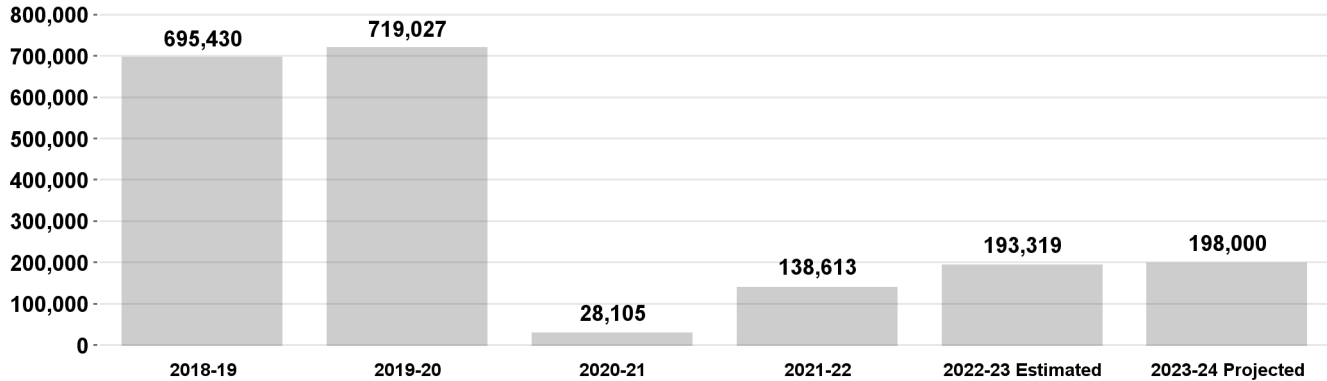


Program Changes	Direct Cost	Positions	Total Cost
Changes in Salaries, Expense, Equipment, and Special			
Apportionment of Changes Applicable to Various Programs	(910,349)	-	(956,728)
Related costs consist of employee benefits. SG: (\$236,747) SAN: (\$673,602) Related Costs: (\$46,379)			
Continuation of Services			
36. Public Safety Support	97,772	-	147,288
Continue funding and resolution authority for one Senior Park Ranger I to provide law enforcement and public education services. Related costs consist of employee benefits. SG: \$97,772 Related Costs: \$49,516			
Increased Services			
37. Budget, Finance and Innovation Report Item No. 73b	122,340	-	122,340
The Council modified the Mayor's Proposed Budget by adding funding in the Contractual Services Account to conduct quarterly maintenance and repairs of 14 existing security cameras, internet connections, and lighting. EX: \$122,340			
TOTAL Public Safety	(690,237)	-	-
2022-23 Program Budget	9,382,843	55	
Changes in Salaries, Expense, Equipment, and Special	(690,237)	-	
2023-24 PROGRAM BUDGET	8,692,606	55	

City Services

This program provides support for citywide services including recreation programming, childcare, emergency preparedness services, and maintenance at facilities not owned by the Department.

Number of Summer Night Lights Participants



Program Changes	Direct Cost	Positions	Total Cost
Changes in Salaries, Expense, Equipment, and Special			
Apportionment of Changes Applicable to Various Programs	374,756	-	507,235
Related costs consist of employee benefits. SG: \$340,352 SAN: \$34,404 Related Costs: \$132,479			
Continuation of Services			
38. City Services Support	156,910	-	242,475
Continue funding and resolution authority for two positions consisting of one Administrative Clerk and one Emergency Management Coordinator I to support the emergency management and homeless-related services. Related costs consist of employee benefits. SG: \$156,910 Related Costs: \$85,565			
39. Jordan Downs Redevelopment Project	125,000	-	125,000
Continue one-time funding in the Salaries General Account to hire retired City staff for 120-day appointments to support the Jordan Downs Redevelopment Project. SG: \$125,000			
40. Childcare Centers	-	-	-
Continue resolution authority for 34 positions consisting of one Administrative Clerk, 20 Child Care Associate IIs, 10 Child Care Center Director IIs, one Child Care Program Manager, one Management Analyst, and one Senior Management Analyst I for the operation of 13 childcare centers. Two positions consisting of one Child Care Center Director II and one Child Care Associate II are not continued. Funding will be provided through prior year savings.			

City Services

Program Changes	Direct Cost	Positions	Total Cost
Changes in Salaries, Expense, Equipment, and Special			
Increased Services			
41. Child Care Program Support Add resolution authority for one Principal Recreation Supervisor II to provide supervision and support for child care centers. Funding will be provided through prior year savings.	-	-	-
New Services			
42. Budget, Finance and Innovation Report Item No. 73d The Council modified the Mayor's Proposed Budget by adding funding in the Salaries As-Needed (\$25,550) and Operating Supplies (\$72,100) accounts to establish a cooling center program. <i>SAN: \$25,550 EX: \$72,100</i>	97,650	-	97,650
TOTAL City Services	754,316	-	
2022-23 Program Budget	4,307,066	19	
Changes in Salaries, Expense, Equipment, and Special	754,316	-	
2023-24 PROGRAM BUDGET	5,061,382	19	

Information Technology

This program provides administrative and professional services, as well as technical expertise, to align and deliver information technology resources to the Department.

Program Changes	Direct Cost	Positions	Total Cost
Changes in Salaries, Expense, Equipment, and Special			
Apportionment of Changes Applicable to Various Programs	24,900	-	37,859
Related costs consist of employee benefits.			
SG: \$7,676 SAN: \$17,224			
Related Costs: \$12,959			
TOTAL Information Technology	24,900	-	
2022-23 Program Budget	3,953,329	19	
Changes in Salaries, Expense, Equipment, and Special	24,900	-	
2023-24 PROGRAM BUDGET	3,978,229	19	

General Administration and Support

This program manages Department-wide activities including: policy formulation; administrative decision making; finance and administration; human resources; and public information functions.

Program Changes	Direct Cost	Positions	Total Cost
Changes in Salaries, Expense, Equipment, and Special			
Apportionment of Changes Applicable to Various Programs	(436,329)	-	(1,646,826)
Related costs consist of employee benefits.			
SG: (\$485,108) SAN: \$48,779			
Related Costs: (\$1,210,497)			
Continuation of Services			
43. Human Resources Support	202,925	-	304,531
Continue funding and resolution authority for two positions consisting of one Senior Personnel Analyst II and one Senior Administrative Clerk to provide human resources support. Related costs consist of employee benefits.			
SG: \$202,925			
Related Costs: \$101,606			
44. Risk Management Support	100,573	-	151,066
Continue funding and resolution authority for one Management Analyst to provide risk management support. Related costs consist of employee benefits.			
SG: \$100,573			
Related Costs: \$50,493			
45. Obligatory Part-Time Cash Payout	8,488,643	-	8,488,643
Add one-time funding in the Salaries As-Needed Account to fund obligatory payments to part-time staff approved through negotiated labor agreements.			
SAN: \$8,488,643			
Other Changes or Adjustments			
46. Administration Staff Pay Grade Adjustment	-	-	-
Upgrade one Senior Management Analyst I to one Senior Management Analyst II. The incremental salary cost will be absorbed by the Department.			
TOTAL General Administration and Support	8,355,812	-	
2022-23 Program Budget	22,166,289	91	
Changes in Salaries, Expense, Equipment, and Special	8,355,812	-	
2023-24 PROGRAM BUDGET	30,522,101	91	

**RECREATION AND PARKS
DETAIL OF CONTRACTUAL SERVICES ACCOUNT**

2021-22 Actual Expenditures	2022-23 Adopted Budget	2022-23 Estimated Expenditures	Program/Code/Description	2023-24 Contract Amount
Museums and Educational - DC8801				
\$ 1,704	\$ 5,260	\$ 5,000	1. Banning Museum alarm system.....	\$ 5,260
-	5,600	6,000	2. Cabrillo Marine Aquarium computer repair contract.....	5,600
28,013	14,740	15,000	3. Cabrillo Marine Aquarium design and exhibit services	14,740
-	2,000	2,000	4. Cabrillo Marine Aquarium ice machine rental.....	2,000
-	14,800	15,000	5. Cabrillo Marine Aquarium illustrator services.....	14,800
-	7,200	7,000	6. Cabrillo Marine Aquarium photocopier rental.....	7,200
6,100	7,000	7,000	7. Cabrillo Marine Aquarium veterinary services contract.....	7,000
6,688	9,260	9,000	8. Maritime Museum alarm system.....	9,260
161	5,240	5,000	9. Point Fermin Lighthouse conservation specialist services.....	5,240
2,241	5,446	5,000	10. Travel Town advertising.....	5,446
<u>\$ 44,907</u>	<u>\$ 76,546</u>	<u>\$ 76,000</u>	Museums and Educational Total	<u>\$ 76,546</u>
Griffith Observatory - DC8802				
\$ 287,524	\$ 335,500	\$ 336,000	11. Audio services, building security, graphic arts, and rental modular building	\$ 335,500
25,000	2,000	2,000	12. Maintenance of projection and computer system	2,000
3,540	20,673	21,000	13. Observatory maintenance	20,673
<u>\$ 316,064</u>	<u>\$ 358,173</u>	<u>\$ 359,000</u>	Griffith Observatory Total	<u>\$ 358,173</u>
Aquatics - DC8807				
\$ 102,618	\$ 45,000	\$ 45,000	14. Pool and bathhouse security	\$ 45,000
<u>\$ 102,618</u>	<u>\$ 45,000</u>	<u>\$ 45,000</u>	Aquatics Total	<u>\$ 45,000</u>
Building and Facilities Maintenance - DC8809				
\$ 60,722	\$ 45,548	\$ 46,000	15. Emergency lighting regulation compliance	\$ 45,548
666,968	675,488	675,000	16. Facility and landscape services	804,741
576,570	426,000	426,000	17. Gym floor maintenance	426,000
170,588	134,453	134,000	18. Roofing services.....	134,453
1,322,745	1,410,000	1,410,000	19. Alarm / Fire Regulation 4	1,327,988
<u>\$ 2,797,593</u>	<u>\$ 2,691,489</u>	<u>\$ 2,691,000</u>	Building and Facilities Maintenance Total	<u>\$ 2,738,730</u>
Land Maintenance - DC8810				
\$ 488,774	\$ 27,641	\$ 28,000	20. Chemical toilets	\$ 27,641
279,940	316,800	317,000	21. Department equipment analysis	316,800
-	128,133	128,000	22. Floor services	128,133
-	27,286	27,000	23. Pest control	27,286
1,852,242	2,832,794	2,833,000	24. Brush clearance services	2,855,794
-	4,167	4,000	25. Equipment repair	4,167
95,441	208,461	208,000	26. Fencing	222,462
-	451,000	451,000	27. Harbor Regional Park vegetation management services	451,000
582,559	477,434	477,000	28. Safety and maintenance	771,767
-	414,792	415,000	29. Synthetic field maintenance	372,559
205,234	186,320	186,000	30. Tree trimming services	226,320
9,961	353,510	354,000	31. Utility costs and maintenance for joint use agreements with LAUSD.....	353,510
<u>\$ 3,514,151</u>	<u>\$ 5,428,338</u>	<u>\$ 5,428,000</u>	Land Maintenance Total	<u>\$ 5,757,439</u>
Capital Projects and Planning - DC8811				
\$ 7,788	\$ 24,500	\$ 25,000	32. Environmental regulatory fees	\$ 24,500
186,504	45,000	45,000	33. Environmental services	45,000
9,057	91,000	91,000	34. Hazardous materials disposal	91,000
-	-	-	35. Geographic information systems consultant.....	500,000
<u>\$ 203,349</u>	<u>\$ 160,500</u>	<u>\$ 161,000</u>	Capital Projects and Planning Total	<u>\$ 660,500</u>
EXPO Center - DC8812				
\$ 469,254	\$ 572,955	\$ 573,000	36. EXPO Center facility and professional services	\$ 572,955
<u>\$ 469,254</u>	<u>\$ 572,955</u>	<u>\$ 573,000</u>	EXPO Center Total	<u>\$ 572,955</u>

**RECREATION AND PARKS
DETAIL OF CONTRACTUAL SERVICES ACCOUNT**

2021-22 Actual Expenditures	2022-23 Adopted Budget	2022-23 Estimated Expenditures	Program/Code/Description	2023-24 Contract Amount
Recreational Programming - DC8820				
\$ 39,302	\$ 160,000	\$ 160,000	37. Bus rentals for youth activities	\$ 160,000
57,211	186,780	187,000	38. CLASS Parks tree trimming, entertainment, and training services	186,780
135,192	263,600	264,000	39. Youth specialist services	413,600
-	58,829	59,000	40. ITA data and phone hookup and fire safety inspection	58,829
2,314	43,250	43,000	41. Recreation center security	43,250
-	14,000	14,000	42. Camp Hollywoodland maintenance services	14,000
-	1,000	1,000	43. Camp Seely housing allowance.....	1,000
-	2,400	2,000	44. Chimney and kitchen inspection services.....	2,400
-	5,500	6,000	45. Out-of-town camp septic tank pumping and chemical toilets services.....	5,500
23,357	49,749	50,000	46. Out-of-town camp waste management services	49,749
<u>\$ 257,376</u>	<u>\$ 785,108</u>	<u>\$ 786,000</u>	Recreational Programming Total	<u>\$ 935,108</u>
Venice Beach - DC8821				
\$ 41,335	\$ 102,200	\$ 102,000	47. Venice Beach 24-hour restroom services.....	\$ 102,200
134,285	202,850	203,000	48. Venice Beach cameras and maintenance.....	202,850
<u>\$ 175,620</u>	<u>\$ 305,050</u>	<u>\$ 305,000</u>	Venice Beach Total	<u>\$ 305,050</u>
Public Safety - DC8823				
\$ 1,562,635	\$ 533,820	\$ 534,000	49. Security services.....	\$ 656,160
39,232	92,617	93,000	50. Ranger expenses	92,617
<u>\$ 1,601,867</u>	<u>\$ 626,437</u>	<u>\$ 627,000</u>	Public Safety Total	<u>\$ 748,777</u>
City Services - DC8824				
\$ 11,912	\$ -	\$ -	51. COVID response.....	\$ -
153,327	-	-	52. Alternative learning.....	-
1,097,095	1,947,767	1,948,000	53. Public building landscaping	1,947,767
<u>\$ 1,262,334</u>	<u>\$ 1,947,767</u>	<u>\$ 1,948,000</u>	City Services Total	<u>\$ 1,947,767</u>
Technology Support - DC8849				
\$ 823,732	\$ 489,483	\$ 489,000	54. Data management.....	\$ 489,483
55,562	8,000	8,000	55. Computer training and technical services	8,000
<u>\$ 879,294</u>	<u>\$ 497,483</u>	<u>\$ 497,000</u>	Technology Support Total	<u>\$ 497,483</u>
General Administration and Support - DC8850				
\$ -	\$ 100,000	\$ 100,000	56. Audit consulting	\$ 100,000
758,947	763,966	764,000	57. Equipment and office machine rentals	763,966
222,356	366,266	366,000	58. Waste management services	366,266
18,064	59,295	59,000	59. Human resources support and training	59,295
-	72,805	73,000	60. Language access services.....	72,805
226,264	500,000	500,000	61. Park safety.....	500,000
32,160	-	-	62. Public outreach and marketing.....	-
<u>\$ 1,257,791</u>	<u>\$ 1,862,332</u>	<u>\$ 1,862,000</u>	General Administration and Support Total	<u>\$ 1,862,332</u>
<u>\$ 12,882,218</u>	<u>\$ 15,357,178</u>	<u>\$ 15,358,000</u>	TOTAL CONTRACTUAL SERVICES ACCOUNT	<u>\$ 16,505,860</u>

CITY EMPLOYEES' RETIREMENT FUND

BASIS FOR THE ADOPTED BUDGET

The 2023-24 Adopted Budget for the City Employees' Retirement Fund relates to prior year funding as follows:

<u>2022-23</u>			<u>2023-24¹</u>
Adopted Budget	Estimated Expenditures		Adopted Budget
\$ 132,355,098	\$ 131,166,000	Special Fund (Harbor, Airports, LACERS, and LAFPP)	\$ 145,998,231
<u>636,544,521</u>	<u>636,523,000</u>	Tax and Revenue Anticipation Notes	<u>675,804,388</u>
<u>\$ 768,899,619</u>	<u>\$ 767,689,000</u>	Total	<u>\$ 821,802,619</u>

¹⁾ The total budgeted contribution may differ from the LACERS Budget due to LACERS accounting of the true-up (a credit adjustment of \$81,477,029). Although the credit amount reflects a true-up of 2022-23 contributions, the amount will be applied to the 2023-24 contribution and reflected as such in the Annual Comprehensive Financial Report.

The City's contribution to the Los Angeles City Employees' Retirement System (LACERS) is based on rates prepared by an actuary and adopted by the LACERS Board. It includes the required payments for the family death benefit, excess benefit, and limited term retirement plans. The budget also reflects the true-up adjustment for the prior fiscal year resulting from the reconciliation of budgeted covered payroll with actual covered payroll and an adjustment from the enhanced benefit for Airport Peace Officers who remained with LACERS. The contribution will be funded through the issuance of tax and revenue anticipation notes.

By funding the required contribution through the issuance of notes, the City will be able to make the entire contribution in July 2023 rather than spreading the payments throughout the year. As a result, the pension fund expects to gain additional investment earnings on the payment, which discounts the City contribution by approximately 3.13 percent. This discount reduces the required 2023-24 City General Fund contribution to the retirement fund by approximately **\$23.37** million. The appropriation for the payment of the principal and borrowing costs on the tax and revenue anticipation notes is in the 2023 Tax and Revenue Anticipation Notes, Debt Service Fund. The Harbor Department, Department of Airports, LACERS, and Los Angeles Fire and Police Pensions (LAFPP) will directly fund their share of the contribution in July 2023.

The City General Fund contribution for 2023-24 represents a net increase of **\$39.26** million from 2022-23. This increase is primarily due to a larger City budgeted payroll and higher contribution rates, which are partially offset with a one-time true-up credit. Specifically, the 2023-24 budget is inclusive of a one-time \$67.92 million credit to the General Fund from the 2022-23 true-up adjustment. Expressed as a percentage of the City's budgeted payroll, the Tier 1 contribution rate increased from 33.93 percent in 2022-23 to 34.07 percent in 2023-24. The contribution rate for the Tier 3 benefit plan (i.e., City employees who became members of LACERS on or after February 21, 2016) increased from 31.35 percent to 31.45 percent. These rates include the enhanced benefit cost for Airport Peace Officers who remained in LACERS, which is borne exclusively by the Department of Airports. The final contribution obligation for all other agencies are adjusted accordingly to apply the full cost to the Department of Airports. The increase in the contribution rates is primarily a result of amortizing the prior year's unfunded actuarial accrued liability over a smaller than expected payroll, lower contributions than expected, and higher than expected cost-of-living adjustment increases for retirees. This increase was partially offset by a higher than expected rate of return, the enrollment of new employees in Tier 3, lower than expected salary increases for active members, and lower health premiums and subsidies.

The system's overall funded ratio, using the actuarial value of assets, increased from 74.6 percent to 76.4 percent as of June 30, 2022, and is broken down as follows: retirement (73.3 percent) and health (97.0 percent).

CITY CONTRIBUTION:	2022-23 Adopted Budget	2023-24 Adopted Budget	Change From 2022-23 Budget
Tier 1 Requirements			
Retirement			
1. Employer Normal Cost	\$ 154,790,094	\$ 153,345,628	\$ (1,444,466)
2. Amortization of UAAL ¹	393,152,306	392,644,094	(508,212)
Health			
3. Employer Normal Cost	\$ 63,042,444	\$ 61,986,952	\$ (1,055,492)
4. Amortization of UAAL	<u>5,450,355</u>	<u>5,946,423</u>	<u>496,068</u>
Subtotal	<u>\$ 616,435,199</u>	<u>\$ 613,923,097</u>	<u>\$ (2,512,102)</u>
Tier 3 Requirements²			
Retirement			
1. Employer Normal Cost	\$ 38,173,176	\$ 48,590,391	\$ 10,417,215
2. Amortization of UAAL	156,156,436	199,394,471	43,238,035
Health			
3. Employer Normal Cost	\$ 29,730,338	\$ 36,785,947	\$ 7,055,609
4. Amortization of UAAL	<u>2,164,830</u>	<u>3,019,742</u>	<u>854,912</u>
Subtotal	<u>\$ 226,224,780</u>	<u>\$ 287,790,551</u>	<u>\$ 61,565,771</u>
TOTAL CITY ACTUARIAL CONTRIBUTION	<u>\$ 842,659,979</u>	<u>\$ 901,713,648</u>	<u>\$ 59,053,669</u>
ADJUSTMENTS:			
Other Adjustments			
Family Death Benefit Plan	\$ 47,000	\$ 51,000	\$ 4,000
Excess Benefit Plan Fund	1,332,000	1,332,000	-
Limited Term Plan Fund	<u>55,000</u>	<u>183,000</u>	<u>128,000</u>
Subtotal	<u>\$ 1,434,000</u>	<u>\$ 1,566,000</u>	<u>\$ 132,000</u>
Annual Contribution True-Up Owed/(Credited)³	<u>\$ (75,194,360)</u>	<u>\$ (81,477,029)</u>	<u>\$ (6,282,669)</u>
Subtotal	<u>\$ (75,194,360)</u>	<u>\$ (81,477,029)</u>	<u>\$ (6,282,669)</u>
GRAND TOTAL PAYMENT	<u>\$ 768,899,619</u>	<u>\$ 821,802,619</u>	<u>\$ 52,903,000</u>

Financing Source	2022-23 Adopted Budget	2023-24 Adopted Budget	Change From 2022-23 Budget
Tax and Revenue Anticipation Notes	\$ 636,544,521	\$ 675,804,388	\$ 39,259,867
Airports	92,450,784	105,193,556	12,742,772
Harbor	29,027,933	29,888,341	860,408
City Employees Retirement System (LACERS)	6,410,736	6,635,297	224,561
Fire and Police Pensions System (LAFPP)	<u>4,465,645</u>	<u>4,281,037</u>	<u>(184,608)</u>
TOTAL FINANCING SOURCE	<u>\$ 768,899,619</u>	<u>\$ 821,802,619</u>	<u>\$ 52,903,000</u>

1. Unfunded Actuarial Accrued Liability (UAAL).
2. Effective February 21, 2016, LACERS members hired on or after February 21, 2016 are Tier 3 Members.
3. The annual City contribution to LACERS is based on total budgeted payroll and the actuarially determined contribution rate. LACERS conducts a true-up based on actual covered payroll for all benefit tiers. The amount is reflected as an adjustment to the annual required City contribution for the following fiscal year. The true-up adjustment is broken down as follows: City General Fund (-\$67,917,910), Airports (-\$10,192,793), Harbor (-\$2,298,643), LACERS (-\$470,331), and LAFPP (-\$597,352).

THIS PAGE INTENTIONALLY LEFT BLANK

FIRE AND POLICE PENSION FUND

BASIS FOR THE ADOPTED BUDGET

The 2023-24 Adopted Budget for the Fire and Police Pension Fund relates to prior year funding as follows:

2022-23			2023-24
Adopted Budget	Estimated Expenditures		Adopted Budget
\$ 660,945,409	\$ 660,945,000	Tax and Revenue Anticipation Notes	\$ 637,297,174
\$ 660,945,409	\$ 660,945,000	Total	\$ 637,297,174
\$ 660,945,409	\$ 660,945,000		\$ 637,297,174

The City's contribution to the Los Angeles Fire and Police Pension (LAFPP) Fund is based on rates prepared by an actuary and adopted by the LAFPP Board. The total contribution also includes the Excess Benefit Plan payment, which is transferred to the Controller. The City pays for the contribution and Excess Benefit Plan through the issuance of tax and revenue anticipation notes.

By funding the required General Fund contribution through the issuance of tax and revenue anticipation notes, the City will be able to make the entire contribution in July 2023, rather than spreading the payments throughout the year. As a result, the LAFPP expects to gain additional investment earnings on the payment, which discounts the City contribution by approximately 3.14 percent. The discount reduces the required 2023-24 City General Fund contribution to the LAFPP Fund by approximately **\$20.01** million. The appropriation for the payment of the principal and borrowing costs on the tax and revenue anticipation notes is in the 2023 Tax and Revenue Anticipation Notes Debt Service Fund. The Harbor Department and the Department of Airports transmit their contribution payments directly to the LAFPP Fund.

The City General Fund contribution for 2023-24 will decrease by **\$23.65** million from 2022-23. This decrease is due to a decrease in the contribution rate. Expressed as a percentage of the City's budgeted payroll, the 2023-24 combined City contribution rate is 40.63 percent compared to 41.84 percent in 2022-23. The decrease in the contribution rate is a result of lower health premiums and subsidies, a higher than expected rate of return, lower than expected salary increases for active members, and loss layers from the June 2007 valuation being fully amortized. This decrease was partially offset by higher than expected Cost of Living Adjustment increases for retirees and beneficiaries and amortizing the prior year's unfunded actuarial accrued liability over a smaller than expected payroll.

The LAFPP System's overall funded ratio, using actuarial value of assets, increased from 92.5 percent to 95.0 percent as of June 30, 2022 and is broken down as follows: retirement (98.0 percent) and health (74.3 percent).

CITY CONTRIBUTION:	2022-23 Adopted Budget	2023-24 Adopted Budget	Change from 2022-23 Budget
Actuarial Requirements			
TIER 1 requirements:			
Retirement			
1. Amortization of UAAL ¹	\$ 13,715,841	\$ -	\$ (13,715,841)
Health			
2. Amortization of UAAL	<u>\$ 1,253,412</u>	<u>\$ -</u>	<u>\$ (1,253,412)</u>
Subtotal	<u>\$ 14,969,253</u>	<u>\$ -</u>	<u>\$ (14,969,253)</u>
TIER 2 requirements:			
Retirement			
1. Employer Normal Cost	\$ 155,411	\$ 142,625	\$ (12,786)
2. Amortization of UAAL	(10,573,246)	50,592	10,623,838
3. LAFPP Admin Expenses ²	7,890	7,195	(695)
Health			
4. Employer Normal Cost	\$ 20,452	\$ 16,001	\$ (4,451)
5. Amortization of UAAL	59,178,614	32,289	(59,146,325)
6. Health Admin Expenses	<u>694</u>	<u>633</u>	<u>(61)</u>
Subtotal	<u>\$ 48,789,815</u>	<u>\$ 249,335</u>	<u>\$ (48,540,480)</u>
TIER 3 requirements:			
Retirement			
1. Employer Normal Cost	\$ 13,869,952	\$ 12,327,375	\$ (1,542,577)
2. Amortization of UAAL	(7,574,863)	5,788,335	13,363,198
3. LAFPP Admin Expenses	923,186	823,142	(100,044)
Health			
4. Employer Normal Cost	\$ 3,264,387	\$ 2,818,438	\$ (445,949)
5. Amortization of UAAL	4,418,670	3,694,261	(724,409)
6. Health Admin Expenses	<u>81,240</u>	<u>72,436</u>	<u>(8,804)</u>
Subtotal	<u>\$ 14,982,572</u>	<u>\$ 25,523,987</u>	<u>\$ 10,541,415</u>
TIER 4 requirements:			
Retirement			
1. Employer Normal Cost	\$ 5,408,452	\$ 4,749,620	\$ (658,832)
2. Amortization of UAAL	3,314,002	2,103,232	(1,210,770)
3. LAFPP Admin Expenses	335,345	299,094	(36,251)
Health			
4. Employer Normal Cost	\$ 1,191,147	\$ 1,045,634	\$ (145,513)
5. Amortization of UAAL	2,682,764	1,342,336	(1,340,428)
6. Health Admin Expenses	<u>29,510</u>	<u>26,320</u>	<u>(3,190)</u>
Subtotal	<u>\$ 12,961,220</u>	<u>\$ 9,566,236</u>	<u>\$ (3,394,984)</u>

1. Unfunded Actuarial Accrued Liability (UAAL).

2. Administrative expenses are separately identified in the contribution rate in conjunction with Governmental Accounting Standards Board (GASB No. 67 and No. 68) reporting.

CITY CONTRIBUTION:	2022-23 Adopted Budget	2023-24 Adopted Budget	Change from 2022-23 Budget
TIER 5 requirements:			
Retirement			
1. Employer Normal Cost	\$ 234,056,486	\$ 223,955,645	\$ (10,100,841)
2. Amortization of UAAL	102,888,018	92,075,309	(10,812,709)
3. LAFPP Admin Expenses	13,755,083	13,093,758	(661,325)
Health			
4. Employer Normal Cost	\$ 45,776,915	\$ 41,900,027	\$ (3,876,888)
5. Amortization of UAAL	30,151,141	58,764,788	28,613,647
6. Health Admin Expenses	1,210,447	1,152,251	(58,196)
Subtotal	<u>\$ 427,838,090</u>	<u>\$ 430,941,778</u>	<u>\$ 3,103,688</u>
TIER 6 requirements:			
Retirement			
1. Employer Normal Cost	\$ 66,467,999	\$ 76,059,649	\$ 9,591,650
2. Amortization of UAAL	35,191,155	37,836,124	2,644,969
3. LAFPP Admin Expenses	4,704,700	5,380,564	675,864
Health			
4. Employer Normal Cost	\$ 24,313,889	\$ 27,118,041	\$ 2,804,152
5. Amortization of UAAL	10,312,702	24,147,970	13,835,268
6. Health Admin Expenses	414,014	473,490	59,476
Subtotal	<u>\$ 141,404,459</u>	<u>\$ 171,015,838</u>	<u>\$ 29,611,379</u>
NET GENERAL FUND ACTUARIAL CONTRIBUTION	<u>\$ 660,945,409</u>	<u>\$ 637,297,174</u>	<u>\$ (23,648,235)</u>
General Fund to LAFPP	\$ 658,376,409	\$ 636,872,654	\$ (21,503,755)
General Fund to Excess Benefit Plan Fund	\$ 2,569,000	\$ 424,520	\$ (2,144,480)
Financing Source			
Tax and Revenue Anticipation Notes	\$ 660,945,409	<u>\$ 637,297,174</u>	<u>\$ (23,648,235)</u>
TOTAL FINANCING SOURCE	<u>\$ 660,945,409</u>	<u>\$ 637,297,174</u>	<u>\$ (23,648,235)</u>

THIS PAGE INTENTIONALLY LEFT BLANK



2
0
2
3
-
2
4

**Non-Departmental Schedules
Other Supplemental Schedules**

THIS PAGE INTENTIONALLY LEFT BLANK

ACCESSIBLE HOUSING PROGRAM

BASIS FOR THE ADOPTED BUDGET

The 2023-24 Adopted Budget for the Accessible Housing Program relates to the prior year funding as follows:

	Accessible Housing Fund ¹	Special Funds ²	Other Funds ³	Total
2022-23 Adopted Budget	\$ 26,395,141	\$ 46,492,638	\$ 139,477,913	\$ 212,365,692
2023-24 Adopted Budget	\$ 39,804,244	\$ 34,180,030	\$ 102,540,089	\$ 176,524,363
Change from 2022-23 Budget	\$ 13,409,103	\$ (12,312,608)	\$ (36,937,824)	\$ (35,841,329)
% Change	50.8%	(26.5%)	(26.5%)	(16.9%)

1. The source of funding for the Accessible Housing Fund is the General Fund. Funding in 2022-23 came from a General Fund appropriation of \$19,569,248 and carry-over of prior year appropriations of \$6,825,893. Funding in 2023-24 comes from a General Fund appropriation of \$30,420,018, a carry-over of prior year appropriations of \$9,378,226, and other receipts of \$6,000.

2. Special Funds include Proposition HHH bond proceeds used to subsidize the construction of accessible units.

3. Other funds consist of funding for the construction of accessible units from other funding sources, including tax credits, federal, state, and County funds.

In 2016, the City Council and Mayor approved a settlement relative to the class action lawsuit, *Independent Living Center of Southern California v. the City of Los Angeles, et al* (Settlement Agreement) (C.F. 16-1389). The terms of the Settlement Agreement require the City to:

- Invest \$200 million over 10 years (an average value of \$20 million per year) and hire staff, architects, contractors, consultants, and experts in accessibility standards to implement the program; and,
- Produce 4,000 units of accessible rental housing (target number of accessible units) within 10 years by retrofitting existing housing developments and financing new units.

In 2019, the City entered into a Voluntary Compliance Agreement (VCA) with the U.S. Department of Housing and Urban Development (HUD) (C.F. 12-0291). The terms of the VCA require the City to:

- Produce 4,031 units of accessible rental housing (target number of accessible units) within 10 years by retrofitting 3,100 existing housing developments and financing new units.

Funding in 2023-24 for the Accessible Housing Program is provided by the Accessible Housing Fund, special funds (Proposition HHH bond proceeds), and funding for the construction of accessible units from Low Income Housing Tax Credits, HOME Investment Partnerships Program funding, state, County, and other funds.

The 2023-24 Adopted Budget includes the following:

- \$10.5 million for the Housing Department and the City Attorney’s Office to implement the requirements of the Settlement Agreement and VCA;
- \$34.2 million for the construction of accessible units under the Proposition HHH program, which is funded by Proposition HHH Bond Proceeds;
- \$6 million in the Unappropriated Balance to pay for contracts associated with conducting accessibility retrofits; and,
- \$7.2 million to pay for contracts associated with accessibility retrofits and relocation assistance to tenants of occupied units.

Funding in 2023-24 will produce up to 658 accessible units toward the City’s 10-year goal of 4,000 units.

The 2023-24 Adopted Budget includes administrative resources to support the program, resources for the construction of new and rehabilitation of existing accessible units, and other resources needed to meet the requirements of the Settlement Agreement. Resources are allocated as follows:

	2022-23 Adopted Budget	2023-24 Adopted Budget
ACCESSIBLE HOUSING PROGRAM FUND		
DEPARTMENT APPROPRIATIONS		
CITY ATTORNEY – Funds are provided for two Deputy City Attorneys and one Paralegal to support the Accessible Housing Program.	\$ 492,399	\$ 504,004
HOUSING DEPARTMENT		
Salaries – Funds are provided for 90 positions in the Housing Department to support the Accessible Housing Program, as well as a portion of the salaries for Housing administrative and support staff.	8,978,217	9,700,383
Salaries, As-Needed – Funds were provided for salary expenses for as-needed staff assisting to meet deadlines for the Settlement Agreement and VCA.	80,000	-
Overtime General – Funds are provided for overtime expenses associated with meeting deadlines for the Settlement Agreement and VCA.	55,000	55,000
Contractual Services		
Training – Funds are provided to conduct trainings for City staff, property owners, and their managers in nondiscrimination laws in regards to people with disabilities as mandated by the Settlement Agreement and VCA.	45,000	45,000
Tablet Data Usage and Cell Phones – Funds are provided for staff to have access to City data and communication while in the field. Fieldwork includes staff visits to construction sites to oversee pre-construction and the retrofit work undertaken by licensed general contractors, staff audits of housing developments for compliance with rental policies, and staff-conducted offsite training.	60,133	46,873
Transportation – Funds are provided for the mileage reimbursement of staff traveling to various construction sites, training sites, and rental properties.	21,800	24,000
Office and Administrative – Funds are provided for office expenses.	47,026	48,601
Leases – Funds are provided for lease costs associated with office space for staff in the Accessible Housing Program.	80,000	80,000
<i>Subtotal Housing Department</i>	<u>\$ 9,367,176</u>	<u>\$ 9,999,857</u>
UNAPPROPRIATED BALANCE – Funding is set aside to pay for contracts related to conducting accessibility retrofit construction.	\$ -	\$ 6,000,000

	2022-23 Adopted Budget	2023-24 Adopted Budget
SPECIAL PURPOSE FUND APPROPRIATIONS		
Chief Architect – Funds are provided for the Chief Architect that is licensed to carry out accessibility inspections, write scopes of work, and develop and prepare architectural drawings and plans.	4,019,600	4,019,600
Contract Programming – Systems Upgrades – Funds are provided for the modification to the Housing Department’s Housing Information Management System to allow it to meet the data collection and reporting requirements mandated by the Settlement Agreement and VCA, as well as funds to create and maintain a Website Registry for accessible housing with specified requirements intended to ensure equal access to affordable housing units financed through the City.	1,755,000	1,868,088
Court Monitor – Funds are provided for a Court Monitor appointed by the District Court to ensure the Settlement Agreement is implemented effectively and to assist the Court in monitoring the City’s compliance.	1,155,000	1,400,000
Outside Auditor – Funds are provided for mandated auditor services, which includes conducting audits of Settlement Agreement housing developments to ensure compliance with the City’s Monitoring, Compliance, and Enforcement Plan.	960,000	960,000
Plaintiff Counsel – Funds are provided for the cost of Plaintiffs’ Counsel to monitor the Settlement Agreement.	452,000	420,000
Relocation Consultant – Funds are provided to pay for contracts related to providing relocation assistance to tenants of occupied units.	605,564	1,241,000
Retrofit – Funds are provided to pay for contracts related to conducting accessibility retrofits, including architectural services and construction.	1,300,000	6,000,000
Technical Services – Funds are provided for architectural services related to retrofits.	-	812,000
Translation Services – Funds are provided for contractual services to effectively communicate with individuals with disabilities or limited English proficiency.	49,255	45,000
REIMBURSEMENT OF GENERAL FUND COSTS – Funds are provided to reimburse the General Fund for fringe benefits, central services, and department administration and support.	6,239,147	6,534,695
Subtotal Accessible Housing Program Fund Appropriations	<u>\$ 26,395,141</u>	<u>\$ 39,804,244</u>
PROPOSITION HHH FUNDING		
Proposition HHH Developments with HHH Funding – Funding up to this amount may be available for the construction of accessible units approved to meet the conditions of Proposition HHH and funded by Proposition HHH Bond Proceeds. Funding is subject to final project costs and other financing factors.*	\$ 46,492,638	\$ 34,180,030
Subtotal Proposition HHH Appropriations	<u>\$ 46,492,638</u>	<u>\$34,180,030</u>

	2022-23 Adopted Budget	2023-24 Adopted Budget
OTHER FUNDING		
Proposition HHH Developments with Other Funding – Funding up to this amount may be available for the construction of accessible units approved to meet the conditions of Proposition HHH and funded by nine percent and four percent Low Income Housing Tax Credits, Federal HOME Investment Partnerships Program Fund, state, County, and other funds. Funding is subject to final project costs and other financing factors.*	\$139,477,913	\$102,540,089
Subtotal Other Funding	<u>\$139,477,913</u>	<u>\$102,540,089</u>
TOTAL APPROPRIATIONS	<u>\$ 212,365,692</u>	<u>\$176,524,363</u>

* Funding available from Proposition HHH Bond Proceeds are for projects approved from multiple Project Expenditure Plans (PEPs) in prior years with projected expenditures in 2023-24. Funding from other sources represents funding from various other sources in 2023-24 that are required to complete Proposition HHH projects.

ATTORNEY CONFLICTS PANEL

BASIS FOR THE ADOPTED BUDGET

The 2023-24 Adopted Budget for the Attorney Conflicts Panel (ACP) relates to the prior year funding as follows:

	Amount	% Change
2022-23 Adopted Budget	\$ 4,250,000	
2023-24 Adopted Budget	\$ 4,250,000	
Change from 2022-23 Budget	\$ -	-%

The ACP program includes funding for contracts with outside law firms to represent the City in conflict-of-interest matters which preclude the City Attorney's Office from providing representation. The 2023-24 Adopted Budget appropriation to the ACP is \$4.25 million.

The Adopted Budget is based on estimated expenditures from legal services and representation to the City and related defendants on conflict matters that: 1) were referred to the ACP in prior years but remain open and active; and 2) are anticipated referrals to the ACP for 2023-24. Historical case data (Table 1) and expenditures (Table 2) as of March 31, 2023 were used to determine funding needs for 2023-24.

**Table 1
Historical Case Referral Frequency by Type of Litigation**

Fiscal Year	Employment Litigation	Police Employment Litigation	Complex Police Litigation	Police Tort Litigation	Tort Business Litigation	General and Tort Negligence	Public Law	Labor	Community Redevelopment Agency	Appellate	Redevelopment	Workers Compensation	Special	Total
2007-08	9	4	14	1	1	-	-	-	-	-	-	-	-	29
2008-09	7	3	3	2	-	3	1	-	-	-	-	-	-	19
2009-10	1	-	4	7	2	-	1	-	-	-	-	-	-	15
2010-11	2	2	8	4	1	-	-	1	-	1	-	-	-	19
2011-12	-	3	1	8	3	-	-	4	2	-	-	-	-	21
2012-13	4	2	4	3	2	-	-	4	1	-	-	-	-	20
2013-14	9	2	3	10	2	1	-	-	1	-	-	-	-	28
2014-15	1	2	3	17	-	1	-	-	-	3	-	-	-	27
2015-16	3	4	6	8	-	1	-	-	-	1	2	-	-	25
2016-17	1	3	15	7	3	1	-	-	-	3	-	-	-	33
2017-18	3	3	2	17	1	-	-	2	-	1	-	-	3	32
2018-19	8	3	6	6	1	-	-	-	-	1	-	-	-	25
2019-20	3	4	-	17	4	3	-	-	-	-	-	-	-	31
2020-21	6	1	-	22	2	2	-	-	-	-	-	-	-	33
2021-22	9	3	-	9	-	5	-	-	2	-	-	10	6	44
2022-23*	2	2	-	16	-	2	3	-	-	2	-	-	-	27
Total	68	41	69	154	22	19	5	11	6	12	2	10	9	428

Table 2
Historical Fiscal Year Payments by Type of Litigation

Fiscal Year	Employment Litigation	Police Employment Litigation	Complex Police Litigation	Police Tort Litigation	General and		Public Law	Labor	Community Redevelopment		Workers Compensation		Special	Totals
					Business Litigation	Tort Negligence			Agency	Appellate	Redevelopment	Compensation		
2007-08	\$ 470,018	\$ 1,373,503	\$ 989,114	\$ 219,056	\$ 148,705	\$ -	\$ -	\$ -	\$ -	\$ -	\$ -	\$ -	\$ -	\$ 3,200,396
2008-09	640,181	661,649	382,450	46,841	25,540	4,883	9,302	-	-	-	-	-	-	\$ 1,770,846
2009-10	138,764	460,884	111,919	5,739	77,410	59,573	2,965	-	-	-	-	-	-	\$ 857,254
2010-11	58,807	341,343	114,245	61,970	420	69,997	68,255	-	-	-	-	-	-	\$ 715,037
2011-12	17,222	208,580	283,331	74,278	79,827	-	491	11,280	-	50,000	-	-	-	\$ 725,009
2012-13	4,775	478,824	171,739	242,424	12,233	-	-	467,272	761,911	-	-	-	-	\$ 2,139,178
2013-14	154,981	153,057	691,905	233,429	32,715	25,000	17,852	635,235	2,901,437	50,381	-	-	-	\$ 4,895,992
2014-15	293,221	197,558	2,632,599	723,427	3,055	71,902	-	313,532	1,111,686	-	-	-	-	\$ 5,346,980
2015-16	1,348,822	340,850	373,880	939,935	393,692	97,590	210	172,102	1,709,050	130,519	-	-	-	\$ 5,506,650
2016-17	822,533	271,598	612,049	1,209,570	284,952	33,663	-	264,854	1,031,002	29,248	17,868	-	-	\$ 4,577,337
2017-18	47,832	410,778	184,632	1,675,042	582,802	215,795	-	107,847	-	271,099	-	-	-	\$ 3,495,827
2018-19	457,697	515,212	73,092	2,277,528	289,246	242,731	-	-	-	126,388	-	-	-	\$ 3,981,894
2019-20	866,499	698,475	86,459	1,260,570	201,070	132,183	-	89,736	-	5,293	-	-	(10,565)	\$ 3,329,720
2020-21	823,331	667,636	28,847	1,006,451	42,209	91,329	-	17,820	5,493	-	-	-	-	\$ 2,683,116
2021-22	1,368,848	349,668	947	2,174,569	71,528	46,088	-	157,438	-	-	-	5,512	79,135	\$ 4,253,733
2022-23*	1,179,930	928,087	972	2,186,141	6,487	340,538	-	85,241	106,488	-	-	40,425	42,092	\$ 4,916,401
Total	\$ 8,693,461	\$ 8,057,702	\$ 6,738,180	\$ 14,336,970	\$ 2,251,891	\$ 1,431,272	\$ 99,075	\$ 2,322,357	\$ 7,627,067	\$ 662,928	\$ 17,868	\$ 45,937	\$ 110,662	\$ 52,395,370

*Note: Tables 1 and 2 reflect 2022-23 year-to-date case referral activity and expenditures as of March 31, 2023.

From 2012-13 through 2018-19, the ACP experienced a sharp increase in conflict assignments involving complex and high exposure issues. In 2021-22, ACP received 44 case referrals, the most in its entire history. During the first three quarters of 2022-23, ACP received 16 Police tort litigation case referrals compared a total of nine for the entirety of the prior fiscal year, representing a 78 percent increase. Police tort cases are expected to exceed all other types of litigation for 2022-23. At the current pace, ACP is expected to receive more than 40 case referrals overall. In 2022-23, ACP expended \$4.92 million in the first three quarters compared to \$2.33 million during the same period of 2021-22. As a result, ACP expended its 2022-23 budget of \$4.25 million and prior year funds were used to continue payments to firms. The sharp increase in expenditures is partially attributed to the increased activity in cases that were delayed because of the COVID-19 Pandemic and are now proceeding through the litigation process.

BUSINESS IMPROVEMENT DISTRICT TRUST FUND

BASIS FOR THE ADOPTED BUDGET

The 2023-24 Adopted Budget for the Business Improvement District (BID) Trust Fund relates to prior year funding as follows:

	Amount	% Change
2022-23 Adopted Budget	\$ 3,736,652	
2023-24 Adopted Budget	\$ 3,955,967	
Change from 2022-23 Budget	\$ 219,315	5.87%

The Business Improvement District Trust Fund was established by Mayor and Council (C.F. 96-0482) to provide seed money for the formation of BIDs and to pay assessments and general benefit obligations on City-owned properties within the boundaries of active BIDs. The seed money is used to retain consultants who work on behalf of new or renewing BIDs to conduct feasibility studies and perform other activities related to BID formation. The City's BID policy allows up to \$75,000 to be made available in the form of a grant for feasibility studies. There are currently 42 established BIDs, four BIDs in various stages of formation, and six in the renewal process.

The adopted General Fund appropriation of \$3,955,967 will fund the following items: 1) mandatory assessments on City-owned property located within BIDs (\$2,320,155); 2) general benefit obligations (\$1,462,797); 3) funding for BID trashcan liners from the Office of Community Beautification (\$150,000); and 4) assessments due from the Community Redevelopment Agency of the City of Los Angeles (CRA/LA) owned properties (\$23,015).

THIS PAGE INTENTIONALLY LEFT BLANK

CAPITAL FINANCE ADMINISTRATION FUND

BASIS FOR THE ADOPTED BUDGET

The 2023-24 Adopted Budget for the Capital Finance Administration (CFA) Fund relates to prior year funding as follows:

	Amount	% Change
2022-23 Adopted Budget	\$ 256,146,081	
2023-24 Adopted Budget	\$ 201,903,689	
Change from 2022-23 Budget	\$ (54,242,392)	(21.2%)

The CFA Fund is a special purpose fund established to consolidate long-term City debt financing program expenditures, excluding general obligation bonds and revenue bonds. These financing programs mostly use a lease or "lease purchase" paid from General Fund appropriations and the sale of public securities (either lease revenue bonds or notes) to acquire and improve various facilities and capital equipment items for use by City departments.

The City Administrative Officer administers the CFA. Budgeted within the CFA Fund are the lease payments required by each financing's lease and trust indenture, as well as any trustee fees or other administrative expenses required under the terms of the financing. All unencumbered balances remaining at the end of the fiscal year revert to the Reserve Fund. All items within this budget are a requirement of the respective leases and trust indentures. The financings were primarily issued through the Municipal Improvement Corporation of Los Angeles (MICLA).

BUDGET HIGHLIGHTS:

The Adopted Budget reflects the following line items:

1. The final lease payments paid in 2022-23 on the MICLA Lease Revenue Refunding Bonds, Series 2015-A (Los Angeles Convention Center and Staples Arena) and Police Vehicles 2017 Lease Purchase (line items no. 2, 3, and 25, respectively).
2. **Budget, Finance and Innovation Report Item No. 135 – The Council modified the Mayor's Proposed Budget by adding \$12,300,000 to the 2023-24 MICLA project list for the purchase of additional Fire Department apparatuses.**
3. **Budget, Finance and Innovation Report Item No. 136 – The Council modified the Mayor's Proposed Budget by adding \$1,000,000 to the 2023-24 MICLA project list for the Department of Cultural Affairs' restoration of a recently purchased structure to serve as the Watts Towers Conservation Office.**
4. **Budget, Finance and Innovation Report Item No. 137 – The Council modified the Mayor's Proposed Budget by adding \$5,000,000 to the 2023-24 MICLA project list for the General Services Department's vehicle and equipment replacement program, including \$545,000 for Park Ranger vehicles.**

**Capital Finance Administration Fund
Lease Payments for Outstanding and Adopted Lease Revenue Obligations**

Capital Finance Administration Fund

	Adopted 2022-23	Adopted 2023-24	2024-25	2025-26	2026-27	2027-28	2028-29
1) MICLA 2010-C (Real Property) (Recovery Zone Econ. Dev. Bonds - Taxable)	1,539,860	1,537,807	1,536,774	1,537,659	1,536,168	1,536,813	1,539,208
2) MICLA 2015-A (LA Convention Center)	13,136,774	--	--	--	--	--	--
3) MICLA 2015-A (Refunding of Staples Arena 1998-A)	3,445,795	--	--	--	--	--	--
4) Reserve for Convention Center Expansion Future Debt Issuance	34,077,356	--	--	--	--	--	--
5) MICLA Street Lighting 2016	3,587,880	3,587,880	--	--	--	--	--
6) MICLA 2016-A (Refunding) (Capital Equipment)	14,711,225	14,715,700	14,706,400	16,891,800	17,241,625	--	--
7) MICLA 2016-B (Refunding) (Figueroa Plaza)	13,754,700	13,766,125	13,768,350	13,775,875	13,785,650	13,789,400	13,789,900
8) MICLA 2016-B (Refunding) (Motor Transport Division Building)	5,679,725	5,681,325	5,683,500	5,686,000	5,688,550	5,687,975	5,696,225
9) MICLA 2016-B (Refunding) (Police Headquarters)	20,837,850	20,821,625	20,808,625	20,807,650	20,802,525	20,795,375	20,794,500
10) MICLA 2016-B (Refunding) (Public Works Building)	9,344,300	9,341,875	9,342,975	9,342,175	9,342,850	9,344,200	9,341,200
11) MICLA Street Lighting 2017	4,469,877	4,469,877	4,469,877	4,469,877	4,469,877	--	--
12) MICLA 2018-A (Capital Equipment)	6,995,375	6,992,875	6,996,375	6,995,125	6,993,500	6,995,625	--
13) MICLA 2018-B (Real Property)	2,499,000	2,500,000	2,502,875	2,502,500	2,503,750	2,501,500	2,500,625
14) MICLA 2018-C (Refunding - Taxable) (Real Property)	3,003,061	3,005,848	3,013,827	3,021,741	3,019,426	3,030,914	--
15) MICLA Street Lighting 2019	2,177,501	2,177,501	2,177,501	2,177,501	2,177,501	2,177,501	2,177,501
16) MICLA Street Lighting 2020	988,184	988,184	988,184	988,184	988,184	988,184	988,184
17) MICLA 2020-A (Capital Equipment)	10,765,500	10,764,500	10,765,000	10,766,000	10,766,500	10,765,500	10,762,000
18) MICLA 2020-B (Refunding) (Real Property)	11,289,750	11,291,750	7,553,125	4,081,750	4,085,250	4,083,750	4,082,125
19) MICLA 2020-C (Refunding - Taxable) (Real Property)	11,841,139	11,823,083	10,604,649	10,600,528	9,912,774	3,912,141	3,329,354
20) MICLA 2021-A (Refunding - Taxable) (Capital Equipment and Real Property)	21,995,050	21,982,729	21,969,271	20,206,177	9,709,072	10,529,911	13,742,812
21) MICLA 2021-B (Refunding - Tax Exempt) (Capital Equipment and Real Property)	3,024,050	3,024,050	3,024,050	4,777,100	15,246,450	14,401,525	11,174,900
22) MICLA 2021-C (Capital Equipment and Real Property)	15,261,625	15,264,375	15,266,625	15,262,500	15,270,750	15,265,250	15,269,875
23) Debt Service on EWDD Projects	1,369,316	1,363,435	2,840,301	615,877	628,639	641,207	656,368
24) Refinancing of Parking Revenue Bonds	4,181,002	4,183,859	4,184,638	4,181,169	--	--	--
25) Police Vehicles 2017 Lease Purchase	3,550,900	--	--	--	--	--	--
26) Police and Fire Radios 2017 Lease Purchase	9,214,286	9,214,286	9,214,286	--	--	--	--
27) Commercial Paper Program	10,000,000	10,000,000	10,000,000	10,000,000	10,000,000	10,000,000	10,000,000
28) Refunding of Commercial Paper	11,000,000	11,000,000	22,000,000	33,000,000	44,000,000	55,000,000	66,000,000
29) LA Convention Center Commercial Paper	2,000,000	2,000,000	2,000,000	2,000,000	2,000,000	2,000,000	2,000,000
Lease Payment Subtotal	\$ 255,741,081	\$ 201,498,689	\$ 205,417,208	\$ 203,687,188	\$ 210,169,041	\$ 193,446,771	\$ 193,844,777
30) General Administration	350,000	350,000	350,000	350,000	350,000	350,000	350,000
31) Trustee Fees	55,000	55,000	55,000	55,000	55,000	55,000	55,000
TOTAL	\$ 256,146,081	\$ 201,903,689	\$ 205,822,208	\$ 204,092,188	\$ 210,574,041	\$ 193,851,771	\$ 194,249,777

Lease Payments for Outstanding and Adopted Lease Revenue Obligations Detail

1. **MICLA Lease Revenue Bonds, Series 2010-C (Recovery Zone Economic Development Bonds)**

The proceeds of this issuance were used to refinance the MICLA Commercial Paper notes borrowed for the capital improvements to various City facilities, including El Pueblo, Figueroa Plaza buildings, and Asphalt Plant No. 1. MICLA has designated these taxable bonds as Recovery Zone Economic Development Bonds, which allow the City to receive from the federal government direct credit subsidy payments equal to 45 percent of the interest payable to bondholders. Pursuant to the requirements of the Balanced Budget and Emergency Deficit Control Act of 1985, as amended, refund payments to certain state and local government filers claiming refundable credits under section 6431 of the Internal Revenue Code to certain qualified bonds are subject to sequestration. The sequestration rate for federal fiscal years 2021-2030 is 5.7 percent. This means the direct credit subsidy payments for these bonds will be reduced by that amount.

Lessor: Municipal Improvement Corporation of Los Angeles
Amount of Principal: \$ 18,170,000
Principal Outstanding, July 1, 2023: 14,855,000
Final Payment: 2040-41

2023-24 MICLA 2010-C (Real Property) Lease Payment: \$ 1,537,807

2. **MICLA Lease Revenue Bonds, Refunding Series 2015-A (Los Angeles Convention Center)**

The majority of the proceeds of this issuance were used to refund the Los Angeles Convention Center and Exhibition Center Authority Lease Revenue Bonds, Refunding Series 2008, which financed the construction, design, and installation of improvements at the Los Angeles Convention Center. Proceeds were also used to refinance MICLA Commercial Paper notes borrowed for capital improvements to the Los Angeles Convention Center.

Lessor: Municipal Improvement Corporation of Los Angeles
Amount of Principal: \$ 270,595,000
Principal Outstanding, July 1, 2023: --
Final Payment: 2022-23

2023-24 MICLA 2015-A (LA Convention Center) Lease Payment: \$ --

3. **MICLA Lease Revenue Bonds, Refunding Series 2015-A (Staples Arena, 1998-A)**

The proceeds of this issuance were used to refund the Los Angeles Convention Center Taxable Lease Revenue Bonds, Series 1998 (Staples Arena), which were used to fund a portion of the City's contribution towards the development of the Staples Center. Lease payments are paid from the Staples Center Trust Fund (Schedule 31).

Lessor: Municipal Improvement Corporation of Los Angeles
Amount of Principal: \$ 21,820,000
Principal Outstanding, July 1, 2023: --
Final Payment: 2022-23

2023-24 MICLA 2015-A (Refunding of Staples 1998-A) Lease Payment: \$ --

4. **Reserve for Convention Center Expansion Future Debt Issuance**

This amount represented the potential debt service payments on future obligations associated with the Los Angeles Convention Center Expansion Project. No debt was issued for this purpose in 2022-23. The issuance of future debt for this project has yet to be determined.

2023-24 Reserve for Convention Center Future Debt Issuance Lease Payment: \$ --

5. **MICLA Street Lighting 2016 (Lease Obligations)**

The proceeds from this issuance were used to refinance Bureau of Street Lighting outstanding loans and provide future funding for the conversion of existing streetlights to energy efficient light emitting diode (LED) lighting and other improvements to the City's street lighting system. This issuance was completed through a direct loan with a bank. Lease payments are paid from the Street Lighting Maintenance Assessment Fund (Schedule 19).

Lessor: Municipal Improvement Corporation of Los Angeles
Amount of Principal: \$ 26,368,865
Principal Outstanding, July 1, 2023: 3,521,327
Final Payment: 2023-24

2023-24 MICLA Street Lighting 2016 Lease Payment: \$ 3,587,880

6. **MICLA Lease Revenue Bonds, Refunding Series 2016-A (Capital Equipment)**

The proceeds of this issuance were used to refinance the MICLA Commercial Paper notes borrowed to acquire various capital equipment items and refund MICLA 2008-A bonds, previously used to purchase capital equipment.

Lessor: Municipal Improvement Corporation of Los Angeles
Amount of Principal: \$ 125,235,000
Principal Outstanding, July 1, 2023: 57,955,000
Final Payment: 2026-27

2023-24 MICLA 2016-A (Capital Equipment) Lease Payment \$ 14,715,700

7. **MICLA Lease Revenue Bonds, Refunding Series 2016-B (Figueroa Plaza)**

The proceeds of this issuance were in large part used to refund MICLA 2007-B1 bonds and MICLA 2007-B2 bonds. A lesser part of the proceeds were used to refinance MICLA Commercial Paper Notes borrowed for capital improvements to various City facilities. This issuance also provided financing for new capital improvements to various City facilities, including the Figueroa Plaza buildings. Lease payments are partially derived from the Building and Safety Building Permit Fund (Schedule 40) and Cannabis Regulation Special Revenue Fund (Schedule 33).

Lessor: Municipal Improvement Corporation of Los Angeles
Amount of Principal: \$ 194,365,000
Principal Outstanding, July 1, 2023: 149,940,000
Final Payment: 2039-40

2023-24 MICLA 2016-B (Figueroa Plaza) Lease Payment: \$ 13,766,125

8. **MICLA Lease Revenue Bonds, Refunding Series 2016-B (Motor Transport Division Property)**

The proceeds of this issuance attributable to the Motor Transport Division (MTD) Property were used to refund the MICLA 2008-B bonds, which were used to acquire the MTD land, and MICLA 2009-E bonds. Lease payments are partially derived from the Special Parking Revenue Fund (Schedule 11).

Lessor: Municipal Improvement Corporation of Los Angeles
Amount of Principal: \$ 82,060,000
Principal Outstanding, July 1, 2023: 66,175,000
Final Payment: 2039-40

2023-24 MICLA 2016-B (MTD Building) Lease Payment: \$ 5,681,325

9. **MICLA Lease Revenue Bonds, Refunding Series 2016-B (Police Headquarters Facility)**

The proceeds of these bonds were used to refund MICLA 2006-A bonds, which were in large part used to construct the Police Headquarters Facility. A lesser part of these proceeds were used to refinance MICLA Commercial Paper Notes used to make capital improvements to various City facilities. This issuance also provided financing for new capital improvements to various City facilities, including the Police Headquarters Facility.

Lessor: Municipal Improvement Corporation of Los Angeles
Amount of Principal: \$ 281,480,000
Principal Outstanding, July 1, 2023: 216,010,000
Final Payment: 2039-40

2023-24 MICLA 2016-B (Police Headquarters) Lease Payment: \$ 20,821,625

10. **MICLA Lease Revenue Bonds, Refunding Series 2016-B (Public Works Building)**

The proceeds of these bonds were used to refund MICLA 2006-A bonds, which were used in part to construct the Public Works Building. Lease payments are partly derived from the Sewer Construction and Maintenance Fund (Schedule 14).

Lessor: Municipal Improvement Corporation of Los Angeles
Amount of Principal: \$ 127,365,000
Principal Outstanding, July 1, 2023: 99,305,000
Final Payment: 2039-40

2023-24 MICLA 2016-B (Public Works Building) Lease Payment: \$ 9,341,875

11. **MICLA Street Lighting 2017 (Lease Obligations)**

The proceeds from this issuance were used to fund the conversion of existing streetlights to energy efficient light emitting diode (LED) lighting and other improvements to the City's street lighting system. This issuance was completed through a direct loan with a bank. Lease payments are paid from the Street Lighting Maintenance Assessment Fund (Schedule 19).

Lessor: Municipal Improvement Corporation of Los Angeles
Amount of Principal: \$ 39,297,800
Principal Outstanding, July 1, 2023: 16,929,116
Final Payment: 2026-27

2023-24 MICLA Street Lighting 2017 Lease Payment: \$ 4,469,877

12. **MICLA Lease Revenue Bonds, Series 2018-A (Capital Equipment)**

The proceeds of this issuance were used to refinance the MICLA Commercial Paper notes borrowed to acquire various capital equipment items.

Lessor: Municipal Improvement Corporation of Los Angeles
Amount of Principal: \$ 54,430,000
Principal Outstanding, July 1, 2023: 30,950,000
Final Payment: 2027-28

2023-24 MICLA 2018-A (Capital Equipment) Lease Payment \$ 6,992,875

13. **MICLA Lease Revenue Bonds, Series 2018-B (Real Property)**

The proceeds of this issuance were used to refinance the MICLA Commercial Paper notes borrowed for the capital improvements to various City facilities.

Lessor: Municipal Improvement Corporation of Los Angeles
Amount of Principal: \$ 31,270,000
Principal Outstanding, July 1, 2023: 26,405,000
Final Payment: 2037-38

2023-24 MICLA 2018-B (Real Property) Lease Payment \$ 2,500,000

14. **MICLA Lease Revenue Refunding Bonds, Series 2018-C (Real Property - Taxable)**

The proceeds of these taxable bonds were used to refund MICLA AK Taxable Certificates of Participation (Hollywood and Highland Project, Dolby Theater).

Lessor: Municipal Improvement Corporation of Los Angeles
Amount of Principal: \$ 25,630,000
Principal Outstanding, July 1, 2023: 13,910,000
Final Payment: 2027-28

2023-24 MICLA 2018-C (Real Property) Lease Payment \$ 3,005,848

15. **MICLA Street Lighting 2019 (Lease Obligations)**

The proceeds from this issuance were used to fund the conversion of existing streetlights to energy efficient light emitting diode (LED) lighting and other improvements to the City's street lighting system. This issuance was completed through a direct loan with a bank. Lease payments are paid from the Street Lighting Maintenance Assessment Fund (Schedule 19).

Lessor: Municipal Improvement Corporation of Los Angeles
Amount of Principal: \$ 17,845,462
Principal Outstanding, July 1, 2023: 12,250,098
Final Payment: 2028-29

2023-24 MICLA Street Lighting 2019 Lease Payment: \$ 2,177,501

16. **MICLA Street Lighting 2020 (Lease Obligations)**

The proceeds from this issuance will be used to fund the final conversions of existing streetlights to energy efficient light emitting diode (LED) lighting and other improvements to the City's street lighting system. Lease payments will be paid from the Street Lighting Maintenance Assessment Fund (Schedule 19).

Lessor: Municipal Improvement Corporation of Los Angeles
Amount of Principal: \$ 9,088,273
Principal Outstanding, July 1, 2023: 7,432,619
Final Payment: 2030-31

2023-24 MICLA Street Lighting 2020 Lease Payment: \$ 988,184

17. **MICLA Lease Revenue Bonds, Series 2020-A (Capital Equipment)**

The proceeds of this issuance were used to refinance the MICLA Commercial Paper notes borrowed to acquire various capital equipment items.

Lessor: Municipal Improvement Corporation of Los Angeles
Amount of Principal: \$ 84,725,000
Principal Outstanding, July 1, 2023: 70,990,000
Final Payment: 2030-31

2023-24 MICLA 2020-A (Capital Equipment) Lease Payment \$ 10,764,500

18. **MICLA Lease Revenue Refunding Bonds, Series 2020-B (Real Property)**

The proceeds of this issuance were used to refinance the MICLA Commercial Paper notes borrowed for the capital improvements to various City facilities and for the refunding of the MICLA Lease Obligations, Series 2014 (Capital Equipment).

Lessor: Municipal Improvement Corporation of Los Angeles
Amount of Principal: \$ 80,850,000
Principal Outstanding, July 1, 2023: 58,720,000
Final Payment: 2040-41

2023-24 MICLA 2020-B (Real Property) Lease Payment \$ 11,291,750

19. **MICLA Lease Revenue Refunding Bonds, Series 2020-C (Real Property - Taxable)**

The proceeds of these taxable bonds were used to refund MICLA Lease Revenue Bonds, Series 2012-A (Capital Equipment), MICLA Lease Revenue Bonds, Series 2012-B (Real Property), and MICLA Lease Revenue Refunding Bonds, Series 2012-C (Real Property).

Lessor: Municipal Improvement Corporation of Los Angeles
Amount of Principal: \$ 102,265,000
Principal Outstanding, July 1, 2023: 68,275,000
Final Payment: 2041-42

2023-24 MICLA 2020-C (Real Property) Lease Payment \$ 11,823,083

20. **MICLA Lease Revenue Refunding Bonds, Series 2021-A (Capital Equipment and Real Property) (Taxable)**

The proceeds of these taxable bonds were used to advance refund the MICLA Lease Revenue Bonds, Series 2014-A (Real Property), MICLA Lease Revenue Refunding Bonds, Series 2014-B (Real Property), MICLA Lease Revenue Bonds, Series 2019-A (Capital Equipment), and MICLA Lease Revenue Refunding Bonds, Series 2019-B (Real Property).

Lessor: Municipal Improvement Corporation of Los Angeles
Amount of Principal: \$ 177,470,000
Principal Outstanding, July 1, 2023: 152,840,000
Final Payment: 2038-39

2023-24 MICLA 2021-A (Capital Equipment & Real Property) Lease Payment \$ 21,982,729

21. **MICLA Lease Revenue Refunding Bonds, Series 2021-B (Capital Equipment and Real Property)**

The proceeds of these bonds were used to refund the MICLA Lease Revenue Bonds, Series 2019-A (Capital Equipment) and MICLA Lease Revenue Refunding Bonds, Series 2019-B (Real Property).

Lessor: Municipal Improvement Corporation of Los Angeles
Amount of Principal: \$ 60,481,000
Principal Outstanding, July 1, 2023: 60,481,000
Final Payment: 2038-39

2023-24 MICLA 2021-B (Capital Equipment & Real Property) Lease Payment \$ 3,024,050

22. **MICLA Lease Revenue Bonds, Series 2021-C (Capital Equipment and Real Property)**

The proceeds of this issuance were used to refinance the MICLA Commercial Paper notes borrowed to acquire various capital equipment and real property and for capital improvements to various City facilities.

Lessor: Municipal Improvement Corporation of Los Angeles
Amount of Principal: \$ 154,205,000
Principal Outstanding, July 1, 2023: 146,460,000
Final Payment: 2041-42

2023-24 MICLA 2021-C (Capital Equipment & Real Property) Lease Payment \$ 15,264,375

23. **Debt Service on Economic and Workforce Development Department (EWDD) Projects**

This item reflects annual debt service payments on three projects: Chesterfield Square (C.F. 00-1579-S2), Lawry's California Center (C.F. 98-1953), and Plaza Pacoima (C.F. 08-1811). Administration of these projects remains with EWDD.

2023-24 Debt Service on EWDD Projects: \$ 1,363,435

24. **Refinancing of Parking Revenue Bonds (Lease Revenue Notes)**

In November 2013, MICLA Commercial Paper notes were issued to redeem the 1999-A and 2003-A Parking Revenue Bonds. Lease payments are paid from the Special Parking Revenue Fund (Schedule 11).

Lessor: Municipal Improvement Corporation of Los Angeles
Amount of Principal: \$ 69,684,000
Principal Outstanding, July 1, 2023: \$ 10,000,000
Final Payment: 2025-26

2023-24 Commercial Paper Lease Payment: \$ 4,183,859

25. **Police Vehicles 2017 Lease Purchase**

The proceeds of this lease purchase were used to purchase 180 black and white vehicles, 152 undercover vehicles, and 130 emergency vehicles that had met or exceeded the extended replacement criteria for the Police Department.

Lessor: JP Morgan Chase Bank, N.A
Amount of Principal: \$ 21,110,000
Principal Outstanding, July 1, 2023: --
Final Payment: 2022-23

2023-24 Police Vehicle Lease Payment \$ --

26. **Police and Fire Radios 2017 Lease Purchase**

The proceeds of this lease purchase financing were used to purchase 11,500 Police handheld radios, 4,500 Police vehicle radios, 3,500 Fire handheld radios, and related equipment for the Police and Fire Departments.

Lessor: Motorola Solutions, Inc.
Amount of Principal: \$ 61,208,432
Principal Outstanding, July 1, 2023: 18,117,255
Final Payment: 2024-25

2023-24 Police and Fire Radios Lease Payment \$ 9,214,286

27. MICLA Commercial Paper Program (Lease Revenue Notes)

The MICLA Commercial Paper (CP) Program is authorized to issue up to \$425 million in lease revenue CP notes to finance and refinance capital equipment, the acquisition and improvement of real property, and other financing needs of the City. The lease payment amount pays for interest costs and all fees and expenses related to the CP Program.

Lessor: Municipal Improvement Corporation of Los Angeles

2023-24 MICLA Commercial Paper Program Lease Payment: \$ 10,000,000

28. Refunding of Commercial Paper

Approximately every year, outstanding MICLA commercial paper notes are refinanced into long-term bonds when the maximum capacity is approached. This amount represents the estimated debt service payments to be paid on future obligations that is expected to be issued in 2023-24.

Lessor: Municipal Improvement Corporation of Los Angeles

2023-24 Commercial Paper Program Refinancing Lease Payment: \$ 11,000,000

29. MICLA Los Angeles Convention Center Commercial Paper Program (Lease Revenue Notes)

The MICLA Los Angeles Convention Center (LACC) Commercial Paper (CP) Program was established to effectively manage capital expenditures and subsequent bond issuances. The lease payment amount pays for interest costs and all fees and expenses related to the LACC CP Program.

Lessor: Municipal Improvement Corporation of Los Angeles

2023-24 LACC Commercial Paper Lease Payment: \$ 2,000,000

30. General Administration

Funds are provided for arbitrage calculations, municipal advisory services, legal services, tax filings, and related administrative expenses.

Amount required: \$ 350,000

31. Trustee Fees

Funds are provided for trustee services required pursuant to the terms of each Bond Indenture.

Amount required: \$ 55,000

2023-24 ADOPTED LEASE FINANCING ADMINISTRATION PROGRAM \$ 201,903,689

2023-24 Adopted MICLA Acquisitions

<u>CAPITAL EQUIPMENT</u>	<u>Funding</u>	<u>Estimated Interest¹</u>
1. Bureau of Sanitation Comprehensive Cleaning and Rapid Engagement (CARE) Vehicles Purchase	3,626,000	1,185,000
2. Bureau of Street Lighting Electric Vehicle Charging Stations	2,400,000	784,000
3. General Services Department (GSD) Vehicle and Equipment Replacement	30,000,000	9,800,000
4. GSD Yards and Shops Capital Equipment ²	300,000	202,000
5. Fire Department (Fire) Vehicle Replacement	30,300,000	9,898,000
6. Police Helicopter Replacement	7,441,975	2,431,000
7. Police Vehicle Replacement	20,000,000	6,534,000
8. Recreation and Parks Tree Maintenance Crew Equipment	2,130,000	696,000
9. Zoo Electric Utility Golf Carts	80,000	26,000
SUBTOTAL	<u>\$ 96,277,975</u>	<u>\$ 31,556,000</u>
 <u>CTIEP – MUNICIPAL FACILITIES</u>		
10. 109th Street Recreation Center Improvements	750,000	505,000
11. 1627 Vine Street Restroom and Visitor Center	1,000,000	674,000
12. Animal Services North Central Training Yards, Fencing, Shades, and Turf Installation	238,084	160,000
13. Asphalt Plant I Phase III (Scope A) – Recycled Asphalt Pavement Canopy Structure	1,000,000	674,000
14. Asphalt Plant I Phase III (Scope B) – Catwalk Safety Improvement Project	2,000,000	1,347,000
15. Barnsdall Roof Capital Repairs	1,500,000	1,010,000
16. Bridge Improvement Program - Program Contingency	3,000,000	2,021,000
17. Building Equipment Lifecycle Replacement	2,500,000	1,684,000
18. Capital Program - Bureau of Street Services	1,280,000	862,000
19. Capital Program - Public Works Building	1,000,000	674,000
20. Capital Program - Van Nuys Civic Center	500,000	337,000
21. Citywide HVAC Improvements	927,567	625,000
22. Citywide Infrastructure Improvements	1,000,000	674,000

¹ Estimated interest is based on 5.5% interest paid over the life of the bonds. Actual interest rate will depend on market conditions at the time of bond issuance.

² Funding in the amount of \$300,000 is not included in the CTIEP section of this page due to the nature of this project and is included under the Capital Equipment section.

23. Citywide Roof Capital Repairs	1,000,000	674,000
24. Citywide Security Improvement Program	3,451,027	2,325,000
25. Deferred Maintenance Program	5,864,363	3,950,000
26. Department of Transportation (DOT) Bus Electrification	3,400,000	2,290,000
27. DOT Electric Vehicle Charging Stations	300,000	202,000
28. Electric Vehicle Charger Infrastructure	4,500,000	3,031,000
29. Electric Vehicles Infrastructure for Yards and Facilities	3,000,000	2,021,000
30. Engine Company 23 Junior Arts Center	1,600,000	1,078,000
31. Fire Station Alerting System Replacement Project	200,000	65,000
32. Fuel Management System Upgrade - Phase II	1,700,000	1,145,000
33. Griffith Park Boys Camp Pool Replacement	806,000	543,000
34. Harbor City Recreation Center Outdoor Restrooms	500,000	337,000
35. Hollywood Recreation Center Phase II - Modern Gymnasium	6,052,000	4,077,000
36. ITA Server Room Upgrade - Phase II	1,174,712	791,000
37. Livability Services Division (LSD) - Arlington Regional Facility	828,057	558,000
38. LSD - Donald C. Tillman Regional Facility	551,054	371,000
39. LSD - Harbor Regional Facility	902,983	608,000
40. LSD - Slauson Regional Facility	828,057	558,000
41. Madrid Theatre	3,310,322	2,230,000
42. Manchester Junior Arts Center	1,211,087	816,000
43. Municipal Building Renovations	7,000,000	4,715,000
44. Municipal Buildings Energy and Water Management and Conservation	1,566,000	1,055,000
45. Old Arlington (Washington Irving) Library	6,000,000	4,042,000
46. Overhead Doors, Automatic Gates, and Awnings	1,000,000	674,000
47. Pio Pico Library Pocket Park and Underground Parking	2,000,000	1,347,000
48. Police Electric Vehicle Charger Installations and Power Upgrades	1,000,000	674,000
49. Police South Traffic Bureau	2,200,000	1,482,000
50. Police Southwest Station Remodel	3,750,000	2,526,000
51. Police Van Nuys Lab Conversion	945,030	637,000
52. Public Safety Facilities - Animal Services	965,000	650,000
53. Public Safety Facilities - Fire	750,000	505,000
54. Public Safety Facilities - Police	970,000	653,000
55. Public Safety Facilities - Police Administration Building	280,000	189,000

56. Reseda Roller Skating Rink and Ice Skating Facility	2,200,000	1,482,000
57. San Pedro Little Italy Plaza	1,500,000	1,010,000
58. Seventh Street New Body Shop	5,867,709	3,952,000
59. Sheldon Arleta Phase III C - Baseball Field and Picnic Area	5,310,200	3,577,000
60. Space Optimization Tenant Work	1,500,000	1,010,000
61. Studio City Recreation Center - New Gymnasium	5,775,000	3,890,000
62. Sylmar Senior Center	593,500	400,000
63. Taylor Yard G2 River Park	6,181,632	4,164,000
64. Taylor Yard G2 River Park - Utilities	90,697	61,000
65. Verdugo Hills Pool and Bathhouse Rehabilitation	2,000,000	1,347,000
66. Watts Towers Resource Center Improvements	1,000,000	674,000
67. Zoo Bird Show Bleachers and Shade Structure	2,000,000	1,347,000
68. Zoo Bridge and Tunnel	500,000	337,000
69. Zoo Capital Infrastructure	4,100,000	2,762,000
70. Zoo Capital Repairs	2,000,000	1,347,000
SUBTOTAL	<u>\$ 126,920,081</u>	<u>\$ 85,426,000</u>
<u>CTIEP – LOS ANGELES CONVENTION CENTER</u>		
71. ADA Remediation	160,000	108,000
72. Building Automation System Upgrade	5,700,000	3,839,000
73. Chiller (Cooler) Replacement	4,900,000	3,301,000
74. Elevator Upgrades	1,925,000	1,297,000
75. Escalator and Elevator Modernization	500,000	337,000
76. Escalator Replacement Program	3,800,000	2,560,000
77. Food Service Renovations and Additions	500,000	337,000
78. IT Infrastructure Upgrade	325,000	219,000
79. Security Surveillance System	1,060,000	714,000
80. Supply and Return Motor Replacement	1,200,000	808,000
81. Walk-In Coolers	400,000	269,000
SUBTOTAL	<u>\$ 20,470,000</u>	<u>\$ 13,789,000</u>
CTIEP TOTAL	<u>\$ 147,390,081</u>	<u>\$ 99,215,000</u>
GRAND TOTAL	<u>\$ 243,668,056</u>	<u>\$ 130,771,000</u>

The following vehicle and capital equipment projects are included for MICLA financing in 2023-24:

1. **BUREAU OF SANITATION COMPREHENSIVE CLEANING AND RAPID ENGAGEMENT (CARE) VEHICLES PURCHASE** — Funding is provided to purchase vehicles to support the CARE programs.
2. **BUREAU OF STREET LIGHTING ELECTRIC VEHICLE CHARGING STATIONS** — Funding is provided for the purchase of 300 Electric Vehicle Charging units to be installed on existing street lighting poles throughout the City.
3. **GENERAL SERVICES DEPARTMENT (GSD) VEHICLE AND EQUIPMENT** — Funding is provided to replace fleet equipment and vehicles for various departments.
4. **GSD YARDS AND SHOPS CAPITAL EQUIPMENT** — Funding is provided for the replacement of capital equipment required for the operation of maintenance yards and shops facilities.
5. **FIRE DEPARTMENT (FIRE) VEHICLE REPLACEMENT** — Funding is provided to replace fleet equipment used for fire operations.
6. **POLICE HELICOPTER REPLACEMENT** — Funding is provided to replace one helicopter used to support regular police operations.
7. **POLICE VEHICLE REPLACEMENT** — Funding is provided for the acquisition of various non-patrol vehicles.
8. **RECREATION AND PARKS DEPARTMENT TREE MAINTENANCE CREW EQUIPMENT** — Funding is provided for the acquisition of equipment to support tree maintenance crews to effectively manage the growing inventory of trees and support the maintenance of maturing trees.
9. **ZOO ELECTRIC UTILITY GOLF CARTS** — Funding is provided for the purchase of four new electric utility carts to facilitate staff and equipment transportation at the Los Angeles Zoo.

The following CTIEP Municipal Facilities projects are included for MICLA financing in 2023-24:

10. **109TH STREET RECREATION CENTER IMPROVEMENTS** — Funding is provided for capital improvements at the 109th Street Recreation Center.
11. **1627 VINE STREET RESTROOM AND VISITOR CENTER** — Funding is provided for the construction of permanent public restrooms at a City-owned parking structure.
12. **ANIMAL SERVICES NORTH CENTRAL TRAINING YARDS, FENCING, SHADES, AND TURF INSTALLATION** — Funding is provided to construct appropriate shade structures for sheltered animals to enable enrichment activities and to achieve water conservation.
13. **ASPHALT PLANT I PHASE III (SCOPE A) - RECYCLED ASPHALT PAVEMENT CANOPY STRUCTURE** — Funding is provided to install a canopy structure at the Asphalt Plant I facility necessary to decrease moisture content during wet season, which can hinder asphalt production rate and mitigate dust and debris output to the community.
14. **ASPHALT PLANT I PHASE III (SCOPE B) - CATWALK SAFETY IMPROVEMENT PROJECT** — Funding is provided to install a catwalk infrastructure and safety improvements for the newly constructed Asphalt Plant I facility to ensure appropriate maintenance is in place and to extend the life cycle of the facility equipment.
15. **BARNSDALL ROOF CAPITAL REPAIRS** — Funding is provided to replace and repair roofs on buildings located on the Barnsdall Art Park campus.
16. **BRIDGE IMPROVEMENT PROGRAM (BIP) - PROGRAM CONTINGENCY** — Funding is provided for capital repair, infrastructure improvements, and related costs as program contingency for repairing and replacing the most structurally damaged bridges within the City.
17. **BUILDING EQUIPMENT LIFECYCLE REPLACEMENT** — Funding is provided for the systematic replacement of aging, obsolete, and end-of-life cycle building equipment at the City's highest priority sites.
18. **CAPITAL PROGRAM - BUREAU OF STREET SERVICES** — Funding is provided to address safety hazards and regulatory infrastructure issues at yards and shops facilities operated by the Bureau of Street Services.

19. **CAPITAL PROGRAM - PUBLIC WORKS BUILDING** — Funding is provided for capital repairs and infrastructure improvements at the Public Works Building.
20. **CAPITAL PROGRAM - VAN NUYS CIVIC CENTER** — Funding is provided for capital repairs and infrastructure improvements at Van Nuys City Hall complex, which serves as a City hub in the Van Nuys area, including the Marvin Braude Building.
21. **CITYWIDE HVAC IMPROVEMENTS** — Funding is provided to complete the upgrade of unsecured heating, ventilation, and air conditioning systems software at various City facilities, including Northeast Police Station, Metro SWAT Division, Mission Community Police Station, West Valley Police Station, Wilshire Police Station, and Hollywood Police Station.
22. **CITYWIDE INFRASTRUCTURE IMPROVEMENTS** — Funding is provided to address health and safety-related infrastructure issues, which includes safety and security repairs, air-conditioning, water supply systems, fixtures, and other critical maintenance items.
23. **CITYWIDE ROOF CAPITAL REPAIRS** — Funding is provided to address critical roof repairs at City facilities with the most critical problems, including removal and replacement of damaged or degraded roofs, downspouts, gutters, expansion joints, waterproofing, and expanded cool roof applications.
24. **CITYWIDE SECURITY IMPROVEMENT PROGRAM** — Funding is provided to address necessary Citywide security enhancements identified at various City facilities.
25. **DEFERRED MAINTENANCE PROGRAM** — Funding is provided to address deferred maintenance needs throughout the City.
26. **DEPARTMENT OF TRANSPORTATION (DOT) BUS ELECTRIFICATION** — Funding is provided for the design and construction costs to install electrification infrastructure for bus fleets at the North Transit Yard, Washington Yard, and Commercial DOT maintenance yards to meet the goal of full electrification of all City fleet vehicles by 2050.
27. **DOT ELECTRIC VEHICLE CHARGING STATIONS** — Funding is provided for the design and construction costs to install 10 electric vehicle charging stations at DOT offices around the City to meet the goal of full electrification of all City fleet vehicles by 2050.
28. **ELECTRIC VEHICLE CHARGER INFRASTRUCTURE** — Funding is provided for the installation of electric vehicle charging stations at various locations for employee and public parking.
29. **ELECTRIC VEHICLES INFRASTRUCTURE FOR YARDS AND FACILITIES** — Funding is provided to upgrade and install fast chargers at eight Bureau of Street Services yard facilities around the City to meet the goal of full electrification of all City fleet vehicles by 2050.
30. **ENGINE COMPANY 23 JUNIOR ARTS CENTER** — Funding is provided to convert the former fire station into a youth arts center.
31. **FIRE STATION ALERTING SYSTEM REPLACEMENT PROJECT** — Funding is provided to complete systematic replacement of the fire station alerting systems at various fire stations.
32. **FUEL MANAGEMENT SYSTEM UPGRADE - PHASE II** — Funding is provided to complete phase II upgrades to the Fuel Management System.
33. **GRIFFITH PARK BOYS CAMP POOL REPLACEMENT** — Funding is provided to design the replacement swimming pool at the Griffith Park Boys Camp.
34. **HARBOR CITY RECREATION CENTER OUTDOOR RESTROOMS** — Funding is provided to begin the construction of outdoor restrooms at the Harbor City Recreation Center.
35. **HOLLYWOOD RECREATION CENTER PHASE II - MODERN GYMNASIUM** — Funding is provided for the replacement of the existing gymnasium into a modern facility.
36. **ITA SERVER ROOM UPGRADE - PHASE II** — Funding is provided for the mechanical, electrical, plumbing, and capital improvements to complete a cooling system and create a redundant power supply for the City Hall East server room.

37. **LIVABILITY SERVICES DIVISION (LSD) - ARLINGTON REGIONAL FACILITY** — Funding is provided to develop a regional LSD facility, which includes installation of a modular office and hygiene facilities with parking spaces for employee and operational vehicles.
38. **LSD - DONALD C. TILLMAN REGIONAL FACILITY** — Funding is provided to develop a regional LSD facility, which includes the replacement of a temporary modular building with a permanent modular office building and development of parking spaces for employee and operational vehicles.
39. **LSD - HARBOR REGIONAL FACILITY** — Funding is provided to retrofit an area within an existing masonry building at the Harbor Yard for use by the LSD to house administrative staff.
40. **LSD - SLAUSON REGIONAL FACILITY** — Funding is provided to develop a regional LSD facility, which includes installation of a modular office and hygiene facilities with parking spaces for employee and operational vehicles.
41. **MADRID THEATRE** — Funding is provided to complete improvements at the Madrid Theatre, which includes the façade, lobbies, and back-of-house support spaces.
42. **MANCHESTER JUNIOR ARTS CENTER** — Funding is provided to continue improvements at the junior arts facility.
43. **MUNICIPAL BUILDING RENOVATIONS** — Funding is provided to address deferred maintenance and renovations at neighborhood City Halls and Council field offices.
44. **MUNICIPAL BUILDINGS ENERGY AND WATER MANAGEMENT AND CONSERVATION** — Funding is provided for required energy audits, engineering, and retrofit work at City facilities to meet energy and water conservation goals.
45. **OLD ARLINGTON (WASHINGTON IRVING) LIBRARY** — Funding is provided to initiate construction activities to convert the Old Arlington Library into a community facility to promote childhood literacy and other enrichment services.
46. **OVERHEAD DOORS, AUTOMATIC GATES, AND AWNINGS** — Funding is provided to address overhead door, automatic gate, and awning repairs at various City facilities with priority given to Fire and Police stations.
47. **PIO PICO LIBRARY POCKET PARK AND UNDERGROUND PARKING** — Funding is provided to construct a pocket park and underground parking.
48. **POLICE ELECTRIC VEHICLE CHARGER INSTALLATIONS AND POWER UPGRADES** — Funding is provided to continue the expansion of electric vehicle charging stations at multiple Police department facilities throughout the City.
49. **POLICE SOUTH TRAFFIC BUREAU** — Funding is provided for necessary infrastructure to provide an interim base of operation for the South Traffic Bureau until a permanent site can be acquired and/or developed.
50. **POLICE SOUTHWEST STATION REMODEL** — Funding is provided to convert the decommissioned jail at the Southwest Police station into employee work space.
51. **POLICE VAN NUYS LAB CONVERSION** — Funding is provided to remodel the former forensic lab space at the Van Nuys Community Police Station to increase employee work space.
52. **PUBLIC SAFETY FACILITIES - ANIMAL SERVICES** — Funding is provided for capital improvements at various Animal Services facilities.
53. **PUBLIC SAFETY FACILITIES - FIRE** — Funding is provided for capital improvements at various Fire Department facilities.
54. **PUBLIC SAFETY FACILITIES - POLICE** — Funding is provided for capital improvements at various Police Department facilities.
55. **PUBLIC SAFETY FACILITIES - POLICE ADMINISTRATION BUILDING** — Funding is provided for capital improvements at the Public Administration Building.
56. **RESEDA ROLLER SKATING RINK AND ICE SKATING FACILITY** — Funding is provided for the construction of the Reseda roller skating rink and ice skating facility.

57. **SAN PEDRO LITTLE ITALY PLAZA** — Funding is provided for the renovation of the San Pedro City Hall Plaza to act as open community space.
58. **SEVENTH STREET NEW BODY SHOP** — Funding is provided for the construction of a new replacement body shop.
59. **SHELDON ARLETA PHASE III C - BASEBALL FIELD AND PICNIC AREA** — Funding is provided to offset a funding shortfall of a multi-phased project to convert a closed landfill into a 40-acre regional park.
60. **SPACE OPTIMIZATION TENANT WORK** — Funding is provided for tenant improvements and the relocation of City staff in accordance with the City's Space Optimization Plan.
61. **STUDIO CITY RECREATION CENTER - NEW GYMNASIUM** — Funding is provided for the construction of a modern gymnasium at the Studio City Recreation Center.
62. **SYLMAR SENIOR CENTER** — Funding is provided to continue the design for this project which consists of the demolition of the existing senior center building and construction of a new senior center building with outdoor space and landscaping.
63. **TAYLOR YARD G2 RIVER PARK** — Funding is provided for the planning and conceptual work needed in year one of the estimated nine-year schedule for remediation and development of the 42-acre Taylor Yard G2 River Park Project.
64. **TAYLOR YARD G2 RIVER PARK - UTILITIES** — Funding is provided for the design and construction of utilities including power, domestic water, recycled water, sewer, and communications required for the full Taylor Yard G2 River Park build out.
65. **VERDUGO HILLS POOL AND BATHHOUSE REHABILITATION** — Funding is provided for the construction of pool and bathhouse upgrades.
66. **WATTS TOWERS RESOURCE CENTER IMPROVEMENTS** — Funding is provided to restore the Watts Tower Resource Center into an office space adjacent to the Watts Cultural Crescent Campus.
67. **ZOO BIRD SHOW BLEACHERS AND SHADE STRUCTURE** — Funding is provided to demolish and replace the bleachers for the Los Angeles Zoo's Bird Exhibit and install shading to provide an enhanced visitor experience in response to global warming trends.
68. **ZOO BRIDGE AND TUNNEL** — Funding is provided for the repair of the Langur Bridge and Bongo Bridge located at the Los Angeles Zoo.
69. **ZOO CAPITAL INFRASTRUCTURE** — Funding is provided for infrastructure improvements and upgrades at the Los Angeles Zoo.
70. **ZOO CAPITAL REPAIRS** — Funding is provided for capital repairs and improvements at the Los Angeles Zoo.

The following capital improvements to the Los Angeles Convention Center (LACC) are included for MICLA financing in 2023-24:

71. **ADA REMEDIATION** — Funding is provided to purchase two portable motorized lifts to provide better access to elevated stages and create a more equitable experience for guests and speakers.
72. **BUILDING AUTOMATION SYSTEM UPGRADE** — Funding is provided to install, program, and commission the new building automation system to centralize control of the facility's air conditioning, ventilation, lighting, and other systems.
73. **CHILLER (COOLER) REPLACEMENT** — Funding is provided to replace four cooling towers serving the South Hall Central Plant located in the West Hall of the LACC.
74. **ELEVATOR UPGRADES** — Funding is provided to upgrade elevators that have surpassed their lifecycle.
75. **ESCALATOR AND ELEVATOR MODERNIZATION** — Funding is provided for the modernization of elevators and escalators throughout the LACC.

76. **ESCALATOR REPLACEMENT PROGRAM** — Funding is provided to replace several escalators throughout the LACC.
77. **FOOD SERVICE RENOVATIONS AND ADDITIONS** — Funding is provided to renovate the food and beverage service components at the LACC, including concession stands, service pantries, walk-in freezers, and other upgrades.
78. **IT INFRASTRUCTURE UPGRADE** — Funding is provided to replace two core switches that are critical to the network infrastructure that support essential building services.
79. **SECURITY SURVEILLANCE SYSTEM** — Funding is provided to enhance the closed-circuit television perimeter with a focus on the garage and exterior areas of the LACC.
80. **SUPPLY AND RETURN MOTOR REPLACEMENT** — Funding is provided to remove and replace the supply and return motors that support the building's HVAC system.
81. **WALK-IN COOLERS** — Funding is provided to refurbish and replace existing walk-in coolers and related components.

THIS PAGE INTENTIONALLY LEFT BLANK

CAPITAL AND TECHNOLOGY IMPROVEMENT EXPENDITURE PROGRAM

BASIS FOR THE ADOPTED BUDGET

SUMMARY

The 2023-24 Adopted Budget for the Capital and Technology Improvement Expenditure Program (CTIEP) relates to the prior year funding as follows:

	General Fund	Special Funds	Total	Other Funds*
2022-23 Adopted Budget	\$ 57,245,302	\$ 474,834,072	\$ 532,079,374	\$ 144,659,815
2023-24 Adopted Budget	\$ 75,073,953	\$ 498,664,061	\$ 573,738,014	\$ 172,690,081
Change from 2022-23 Budget	\$ 17,828,651	\$ 23,829,989	\$ 41,658,640	\$ 28,030,266
% Change	31.14%	5.02%	7.83%	19.38%

* Other funds consist of General Obligation (GO) Bonds and Municipal Improvement Corporation of Los Angeles (MICLA) financing. The amounts from these funds are provided for informational purposes only.

The CTIEP provides for the use of special funds for eligible capital and technology infrastructure improvements and General Fund financing of necessary capital improvements for which special fund financing is unavailable or ineligible.

The City’s Financial Policies recommend the programming of 1.5 percent of General Fund revenue to fund capital or infrastructure improvements. For 2023-24, General Fund revenues are projected to be **\$7.9 billion**, resulting in a 1.5 percent target totaling **\$118.6 million**. The 2023-24 Adopted CTIEP General Fund financing totals **\$75.1 million**. An additional **\$24.6 million** in General Fund is provided for sidewalk repairs, \$32.5 million in General Fund is provided for the Pavement Preservation Program, and **\$5.0 million** in General Fund is provided for capital projects as part of the General City Purposes and other infrastructure expenditures. **Additionally, \$22.8 million is provided in the Unappropriated Balance for the decarbonization and development of solar on City facilities.**

Therefore, the Adopted Budget allocates a total of **\$160.0 million** or **2.02 percent** in General Fund for capital and technology infrastructure improvements.

The 2023-24 Adopted CTIEP Budget is separated into four major program categories, as summarized below:

Clean Water

This category includes the Clean Water projects funded from the Sewer Construction and Maintenance Fund. Clean Water has been developed as a separate program to reflect the conversion to an enterprise operation to support revenue bonds.

Municipal Facilities

This category includes the construction or improvement of City-owned structures and facilities such as parks, libraries, fire and police stations, yards, and shops. Funds for these projects are provided from the General Fund and various special funds. Other funds identified in the summary above include lease financing through the Municipal Improvement Corporation of Los Angeles (MICLA).

Physical Plant

This category includes a variety of watershed management, street, and street lighting projects. These projects are primarily funded by the General Fund, Measure W Local Return Fund, Measure M Local Return Fund, Measure R Local Return Fund, Road Maintenance and Rehabilitation Program Special (SB1) Fund, Special Gas Tax Improvement Fund, Proposition C Anti-Gridlock Transit Fund, and Street Damage Restoration Fee Fund. All these funds will provide for the following types of projects: flood control and pollution abatement, storm damage repair, street widening and reconstruction, street lighting, traffic control, bikeways, and water quality improvement. Other

funds identified in the summary above include projects funded by the Proposition O General Obligation Bond which are managed outside the budget.

Technology

This category includes projects that represent a significant investment in technology infrastructure, including major technology systems. These projects are budgeted within the individual department that administers the project.

CTIEP Prioritization Criteria and Additional Indicators

In accordance with the City's Capital and Technology Improvement Policy (C.F. 19-1353) adopted in May 2020, the projects funded in the CTIEP were selected based on prioritization criteria outlined below:

- Category 1 Risk to Health and Safety: Projects that eliminate or mitigate health and safety hazards to City employees or the public (landfills, asbestos removal, and toxic waste).
- Category 2 Compliance with Legal, Regulatory, or other policy Mandated Requirements: Projects that are federal, state, or otherwise legally mandated, including Proposition K Specified projects.
- Category 3 Resilience and Sustainability (Refer to Note 1 below): Projects that improve public health and the environment through improved water resources, air quality, reduction in greenhouse gas emissions, and habitat protection.
- Category 4 Impact to City Operations, Asset Condition, Annual Recurring Costs and Asset Longevity: Projects that impact City operation, asset conditions, and/or minimize maintenance needs by improving infrastructure and/or reducing future costs.
- Category 5 Equitable Community Investment and Economic Sustainability (Refer to Note 2 below): Projects that contribute toward economic development and/or promote social equity to benefit underserved communities, including those with low-income households, low community engagement, and low mobility or access to transportation systems.

Note 1: In an effort to identify capital investments that work towards achieving the City's climate change mitigation, resilience, and sustainability goals, projects proposed for funding in the 2023-24 Adopted Budget are labeled as Green Investments if they support climate goals as outlined in the LA's Green New Deal (2019) and are in alignment with the Green Bond Principles established by the International Capital Market Association. Physical Plant projects with a "+" also support the greenhouse gas climate goals set by the Council in February 2023.

Note 2: Each project is assigned an equity evaluation score between 0 and 10 (10 being the highest). Each project was evaluated on its impact to the community based on the submission's social impact statement. For single site projects, the location of each Capital Project was evaluated using the Social Equity Index developed by the former Controller. Projects with multiple locations, that are regional, or Citywide, could not be evaluated using this index. Instead, these projects were evaluated on the basis of prioritizing or targeting specific communities with high needs.

The adopted sources of funds for the CTIEP and the change from the 2022-23 Adopted Budget are as follows:

Fund	2022-23 Adopted Budget	Change	2023-24 Adopted Budget
General Fund and Special Funds			
General Fund	\$ 57,245,302	\$ 17,828,651	\$ 75,073,953
Arts and Cultural Facilities and Services Trust Fund	-	500,000	500,000
Building and Safety Building Permit Fund	3,600,000	(2,070,000)	1,530,000
Citywide Recycling Trust Fund	-	-	-
Convention Center Revenue Fund	-	-	-
Measure M Local Return Fund [1]	15,218,313	3,071,044	18,289,357
Measure R Local Return Fund	4,700,000	(1,087,087)	3,612,913
Measure W Local Return Fund	15,004,344	1,396,156	16,400,500
Multi-Family Bulky Item Fee Fund	-	-	-
Park and Recreational Sites and Facilities Fund	3,100,000	-	3,100,000
Proposition C Anti-Gridlock Transit Fund	-	8,169,248	8,169,248
Rent Stabilization Trust Fund	-	-	-
SB1 Road Maintenance and Rehabilitation Fund	58,460,480	13,458,474	71,918,954
Sewer Construction and Maintenance Fund	369,021,000	(21,000)	369,000,000
Sidewalk Repair Fund	-	-	-
Solid Waste Resources Revenue Fund	-	2,000,000	2,000,000
Special Gas Tax Improvement Fund	1,394,447	(1,394,447)	-
Stormwater Pollution Abatement Fund	-	-	-
Street Damage Restoration Fee Fund	3,767,839	(1,124,750)	2,643,089
Street Lighting Maintenance Assessment Fund	-	1,500,000	1,500,000
Systematic Code Enforcement Fee Fund	-	-	-
Telecommunications and Public, Educational, and Government Development	<u>567,649</u>	<u>(567,649)</u>	<u>-</u>
Total General Fund and Special Funds	<u>\$ 532,079,374</u>	<u>\$ 41,658,640</u>	<u>\$ 573,738,014</u>
Other Funds			
MICLA – Municipal Facilities [2]	\$ 114,459,815	\$ 33,230,266	\$ 147,690,081
MICLA - Technology [2]	5,200,000	(5,200,000)	-
General Obligation Bonds – Physical Plant [2]	<u>25,000,000</u>	<u>-</u>	<u>25,000,000</u>
Total Other Funds	<u>\$ 144,659,815</u>	<u>\$ 28,030,266</u>	<u>\$ 172,690,081</u>

The following table sets forth the adopted CTIEP for 2023-24 by project category, comparing the 2022-23 program to the 2023-24 program:

2023-24 CAPITAL AND TECHNOLOGY IMPROVEMENT EXPENDITURE PROGRAM

	2022-23 Adopted Budget	Change	2023-24 Adopted Budget
Clean Water Projects	\$ 369,021,000	\$ (\$21,000)	\$ 369,000,000
Municipal Facilities Projects [3]			
Arts and Cultural Opportunities	\$ 330,487	\$ (109,116)	\$ 221,371
Buildings and Facilities	26,976,457	16,675,682	43,652,139
Recreational Opportunities	<u>3,100,000</u>	<u>-</u>	<u>3,100,000</u>
Total – Municipal Facilities	\$ 30,406,944	\$ 16,566,566	\$ 46,973,510
Physical Plant Projects [1,3]			
Watershed Management [4]	\$ 21,735,719	\$ 9,818,881	\$ 31,554,600
Street Repair and Pedestrian Improvement [4]	91,938,062	13,366,842	105,304,904
Street Lighting [4]	5,660,000	(3,085,000)	2,575,000
Contingencies [5]	<u>1,000,000</u>	<u>-</u>	<u>1,000,000</u>
Total – Physical Plant	\$ 120,333,781	\$ 20,100,723	\$ 140,434,504
Technology Projects			
Major Projects and System Replacements	\$ 10,117,649	\$ 3,762,351	\$ 13,880,000
Citywide Infrastructure [6]	<u>2,200,000</u>	<u>1,250,000</u>	<u>3,450,000</u>
Total – Technology	\$ 12,317,649	\$ 5,012,351	\$ 17,330,000
TOTAL CAPITAL AND TECHNOLOGY IMPROVEMENT EXPENDITURE PROGRAM	\$ 532,079,374	\$ 41,637,640	\$ 573,738,014

[1] The City Administrative Officer may approve changes in the planned use of funds between the General Fund, Special Gas Tax Street Improvement Fund, SB1 Fund, Measure M Local Return Fund, Measure R Local Return Fund, Measure W Local Return Fund, Proposition C Anti-Gridlock Transit Fund and Street Damage Restoration Fee Fund for approved Projects and may approve transfers of funds not required to complete approved capital projects to other approved capital projects.

[2] MICLEA and General Obligation Bond amounts are provided for informational purposes only.

[3] The City Administrative Officer may approve transfers within the same fund of \$25,000 or 25 percent of project amounts (whichever is greater), not to exceed \$100,000, to or between eligible capital improvement projects or accounts approved by the Mayor and City Council.

[4] Subject to receipt of actual funds from the Los Angeles Metropolitan Transportation Authority, County of Los Angeles, and/or the State of California.

[5] The City Administrative Officer may approve transfers of any amount from the Contingencies Account to any project listed or any project previously approved by the Mayor and City Council.

[6] The 2022-23 White Book inadvertently reflected \$2,220,000 instead of \$2,200,000 for the ITA – Obsolete Network Equipment Replacement project. This amount is corrected in the total 2022-23 Adopted Budget amount.

CAPITAL AND TECHNOLOGY IMPROVEMENT EXPENDITURE PROGRAM

BASIS FOR THE ADOPTED BUDGET

CLEAN WATER

The 2023-24 Adopted Budget for the Clean Water Capital and Technology Improvement Expenditure Program (CTIEP) relates to prior year funding as follows:

	Amount	% Change
2022-23 Adopted Budget	\$ 369,021,000	
2023-24 Adopted Budget	\$ 369,000,000	
Change from 2022-23 Budget	\$ (21,000)	(0%)

The Clean Water CTIEP is administered by the Department of Public Works, Bureau of Sanitation and consists of wastewater facility improvement projects at the City’s four wastewater treatment plants and 49 pumping plants, as well as more than 6,700 miles of mainline sewers. The projects in the Clean Water CTIEP are divided into seven categories: Collection Systems, Donald C. Tillman Water Reclamation Plant, Hyperion Water Reclamation Plant, Los Angeles-Glendale Water Reclamation Plant, Pumping Plants, Terminal Island Water Reclamation Plant, and System-wide improvements.

The Clean Water CTIEP is funded entirely from Clean Water System revenues, including the Sewer Service Charge (SSC).

The current Clean Water CTIEP is focused on the ten-year Collection System Settlement Agreement (CSSA). The CSSA is a consent decree that articulates specific requirements for the wastewater collection system with the objective of reducing sewer spill risk and the associated overflow. While the ten-year term of the CSSA expired in 2014, the Bureau of Sanitation plans to continue to meet and exceed the terms of the CSSA in order to avoid future liability and protect public health.

BUDGET HIGHLIGHTS:

- \$110.2 million for the construction of various collection system projects;
- \$13.1 million for emergency projects that resulted from the July 2021 wastewater spill at the Hyperion Water Reclamation Plant; and,
- \$9.9 million for the development of an Advanced Wastewater Purification Facility at the Hyperion Water Reclamation Plant in order to supply advanced treated recycled water to the Los Angeles World Airports and nearby uses.

	2022-23 Adopted Budget	2023-24 Adopted Budget
WASTEWATER COLLECTION, TREATMENT, AND DISPOSAL		
Collection System	\$ 94,812,000	\$ 110,202,000
A significant portion of the Capital Program for this category reflects CSSA requirements. Funds are provided for other sewer rehabilitations, miscellaneous replacement projects, and emergency sewer repairs.		
Donald C. Tillman Water Reclamation Plant	78,178,000	38,639,000
Planned expenditures include installation of an emergency backup power system, Additional Valley Outfall Relief Sewer and East Valley Interceptor Sewer gates replacement, and other equipment replacement.		
Hyperion Water Reclamation Plant	58,662,000	92,929,000
Planned expenditures include development of the Los Angeles World Airport Advanced Water Treatment Facility, feed distribution and pumping system upgrade, electrical feeder rehabilitation, stormwater discharge piping separation, standard equipment replacement, and other upgrade projects.		
Los Angeles - Glendale Water Reclamation Plant	40,823,000	8,238,000
Planned expenditures include preliminary treatment improvements, sodium hypochlorite facility relocation, and standard equipment replacement.		
Pumping Plants	10,637,000	12,984,000
Planned expenditures include water system control integration, Pumping Plant 669 Harris Place rehabilitation, and the Venice Auxiliary Pumping Plant improvements.		
System-wide Improvements	54,911,000	81,442,000
Planned expenditures include miscellaneous system-wide activities such as facilities planning and design, equipment replacement, construction services, and equipment upgrade or replacement.		
Terminal Island Water Reclamation Plant	30,998,000	24,566,000
Planned expenditures include microfiltration system replacement, final tanks skimmer system replacement, digester insulation replacement, and standard equipment replacement.		
TOTAL CLEAN WATER CAPITAL IMPROVEMENT EXPENDITURE PROGRAM	<u>\$ 369,021,000</u>	<u>\$ 369,000,000</u>

CAPITAL AND TECHNOLOGY IMPROVEMENT EXPENDITURE PROGRAM

BASIS FOR THE ADOPTED BUDGET

MUNICIPAL FACILITIES

The 2023-24 Adopted Budget for the Municipal Facilities Capital and Technology Improvement Expenditure Program (CTIEP) relates to prior year funding as follows:

	General Fund	Special Funds*	Total Budget	Other Fund**	Total Program
2022-23 Adopted Budget	\$ 27,306,944	\$ 3,100,000	\$ 30,406,944	\$ 114,459,815	\$ 144,866,759
2023-24 Adopted Budget	\$ 43,373,510	\$ 3,600,000	\$ 46,973,510	\$ 147,690,081	\$ 194,663,591
Change from 2022-23 Budget	\$ 16,066,566	\$ 500,000	\$ 16,566,566	\$ 33,230,266	\$ 49,796,832
Percent Change	58.8%	16.1%	54.5%	29.0%	34.4%

* Special Funds consist of the Park and Recreational Sites and Facilities Fund and Arts and Cultural Facilities and Services Trust Fund.
 ** Other Fund consists of the Municipal Improvement Corporation of Los Angeles (MICLA) financing for various projects (informational only).

The total 2023-24 program budget for Municipal Facilities CTIEP is approximately **\$194.7 million**. The program budget consists of **\$43.4 million** in General Fund appropriations, \$3.6 million in special fund appropriations, and **\$147.7 million** in Municipal Improvement Corporation of Los Angeles (MICLA) financing.

Continuing levels of investments for Municipal Facilities as part of annual capital programs include:

- Health and Safety Programs: Critical infrastructure repairs and improvements to address maintenance, health, and safety issues at various City facilities. Repairs include roof repair, lead-paint removal, asbestos removal, fire/life-safety system upgrades, elevator modernization, and upgrades of various other building systems. Funding is provided for the most critical infrastructure repairs.
- Public Safety Capital Programs: Funding to maintain systems critical to support the operation of emergency services facilities operated by the Fire Department, Police Department, and Animal Services Department.
- Environmental Remediation: Capital repair and removal program for underground fuel storage tank, along with funding for remediation of contaminated soil and other hazard mitigations for City-owned facilities.
- Administrative Offices and Cultural Centers: Capital improvement and repair programs for the Figueroa Plaza Buildings, Public Works Building, Van Nuys Civic Center, El Pueblo, Los Angeles Zoo, and various cultural facilities operated by the Department of Cultural Affairs.

2023-24 BUDGET HIGHLIGHTS

- Social Equity Investments: Funding to support implementation of social equity objectives within disadvantaged communities of low opportunity for projects that include: Engine Company 23 Junior Arts Center; Madrid Theater renovations; Manchester Junior Arts Center; Sankofa Park; and Pio Pico Pocket Park and underground parking.
- Green Investment: Funding to support climate goals within Citywide and regional programs: Department of Transportation bus electrification; electric vehicles infrastructure for yards and shops facilities; and Police electric vehicle charger installation and power upgrades.

- Homeless Support: Funding for development of regional Livability Services Divisions to support regional deployment of Sanitation services to address the needs of the homeless population and Police excess storage to direct homeless individuals previously residing in impounded vehicles into housing options.
- Public Safety Facilities Projects: Funding for Police South Traffic Division infrastructure to provide an interim base of operation; Animal Services North Central Training Yards upgrades; Fire station alerting system replacement; Southwest jail remodel; Van Nuys Police Station lab conversion; and Police Harbor Range soil remediation.
- Space Optimization: Funding to develop required work space to support City operations, using City-owned space to avoid incurring ongoing cost of leased space.

City municipal facilities projects financed by the General Fund are subject to a One Percent Assessment for the Arts (Los Angeles Administrative Code Section 19.85). The assessment is due on the total cost of construction, improvement, or remodeling work for each Capital Improvement project. The 2023-24 CTIEP contains \$221,371 from the General Fund to comply with this mandate.

The following table details the adopted amount by funding source for the 2023-24 Municipal Facilities CTIEP.

2023-24 Adopted Amount by Funding Source

Fund	2023-24 Amount
General Fund	\$ 43,373,510
Park and Recreational Sites and Facilities Fund	3,100,000
Arts and Cultural Facilities and Services Trust Fund	500,000
Sub-Total Budget	<u>\$ 46,973,510</u>
MICLA Financing	\$ 147,690,081
Sub-Total Other Fund	<u>\$ 147,690,081</u>
Total Program	<u>\$ 194,663,591</u>

GENERAL FUND

The capital improvements listed in this section are funded through General Fund appropriations.

PROJECT TITLE	CATEGORY*	EI*	GI*	ACTIVITY**	2023-24 AMOUNT
Animal Services North Central Training Yards, Fencing, Shades, and Turf Installation	1,3,4	-	✓	C	\$ 953,605
Funding is provided to construct appropriate shade structures for sheltered animals to enable enrichment activities and to achieve water conservation.					
Bridge Improvement Program (BIP) - Program Contingency	1,4	-	-	C	\$ 500,000
Funding is provided for capital repair, infrastructure improvements, and related costs as program contingency for repairing and replacing the most structurally damaged bridges within the City.					
Capital Program - El Pueblo	1,4,5	4	-	C	\$ 500,000
Funding is provided for capital repairs and infrastructure improvements at El Pueblo de Los Angeles Historical Monument.					
Social Equity: This historical monument supports the provision of educational and cultural enrichment programming for youth throughout the City as part of Los Angeles Unified School District field trips and other collaborations with local organizations that support youth academics and/or recreational activities, including excursion to local hiking trails and exploration of the historic exhibits and structures located at this facility.					
Capital Program - Figueroa Plaza Buildings	1,4	-	-	C	\$ 550,000
Funding is provided for capital repairs and improvements at the Figueroa Plaza Buildings to safeguard the City's investment in these facilities and to provide for the health, safety, and well-being of the building's occupants and visitors.					
Workforce Equity: This program supports maintaining minimum standards for the maintenance and upkeep of the physical work environment to support employee performance and reduce potential hazards and liabilities.					
City Hall East - Repair and Maintenance of Electrical Switchgear	1,4	-	-	C	\$ 2,000,000
Funding is provided for the repair and maintenance of the electrical switchgear at City Hall East.					
Citywide Building Hazard Mitigation	1,2,4	-	-	C	\$ 750,000
Funding is provided for the continued removal of unanticipated asbestos, lead paint, lead abatement, and mold hazards encountered during maintenance and construction in City buildings.					
Workforce Equity: This program supports workforce equity by ensuring adequate workplace standards are maintained for City employees regardless of work site location by providing the funding capacity needed to mitigate hazardous conditions.					
Citywide Elevator Repairs	1,3,4	-	-	C	\$ 850,000
Funding is provided for the continued repair and upgrade of elevators at City-owned buildings.					
Workforce Equity: This program supports workforce equity by ensuring adequate workplace standards are maintained for City employees regardless of work site location by providing the funding capacity needed to mitigate hazardous conditions.					
Citywide Maintenance and Improvements	1,4	-	-	C	\$ 1,700,000
Funding is provided to perform critical capital repairs, maintenance work, and improvements at various facilities throughout the City.					

* "1" Health & Safety. "2" Legal Mandate. "3" Resiliency and Sustainability. "4" Operations and Cost Savings. "5" Equitable Community and Economic Sustainability/Social Equity. "EI" Equity Index (See CTIEP Summary for EI definition). "GI" Green Investment ("+" Climate Element).

** "PP" preliminary study. "D" design. "C" construction work. "R/W" land or building acquisition. "PC" post-construction.

GENERAL FUND (cont.)

PROJECT TITLE	CATEGORY*	EI*	GI*	ACTIVITY**	2023-24 AMOUNT
---------------	-----------	-----	-----	------------	-------------------

Citywide Nuisance Abatement	1,5	6	-	C	\$ 875,000
------------------------------------	-----	---	---	---	------------

Funding is provided to address nuisance abatement issues at City-owned properties. Work will be prioritized to secure these City-owned properties.

Social Equity: This program could be utilized to provide a targeted approach to addressing nuisance properties that contribute to blight within communities of low opportunities.

Citywide Security Improvement Program	1,4	-	-	C	\$ 30,000
--	-----	---	---	---	-----------

Funding is provided to address necessary security enhancements at various City municipal facilities.

Civic and Community Facilities	1,4,5	6	-	C	\$ 700,000
---------------------------------------	-------	---	---	---	------------

Funding is provided to address deferred maintenance, alterations and improvements, and legally required improvements to City facilities acquired through eminent domain and for design or construction start-up of civic and community facilities.

Social Equity: Program funds are leveraged to support social equity objectives to the extent feasible by activating underutilized facilities to provide critical services to disadvantaged communities with limited opportunities.

Community Redevelopment Agency Sites Nuisance Abatement	1,5	10	-	C	\$ 180,000
--	-----	----	---	---	------------

Funding is provided to address nuisance abatement issues at former Community Redevelopment Agency (CRA) sites, which includes Bethune Library, Marlton Square, and Bunker Hill.

Social Equity: This program supports implementation of economic development projects in disadvantaged communities.

Contaminated Soil Removal and Mitigation	1,2,3,4,5	8	✓	C	\$ 1,555,000
---	-----------	---	---	---	--------------

Funding is provided to continue consultant soils analyses of contaminated sites and technical expertise in preparing mitigation plans for regulatory approval. Funding is also provided for assessments and contaminated soil clean-up at City facilities.

Social Equity: This program can be utilized to provide a targeted approach to reducing soil contaminants within communities of low opportunities.

Deferred Maintenance Program	1,3,4	-	-	C	\$ 3,637,822
-------------------------------------	-------	---	---	---	--------------

Funding is provided to address deferred maintenance needs at various City facilities.

Budget, Finance and Innovation Report Item No. 83

The Council modified the Mayor’s Proposed budget by reducing funding in the amount of \$447,815 and adding funding in the same amount to the General Services Department to support building maintenance services at City facilities as part of the Deferred Maintenance Program.

* “1” Health & Safety. “2” Legal Mandate. “3” Resiliency and Sustainability. “4” Operations and Cost Savings. “5” Equitable Community and Economic Sustainability/Social Equity. “EI” Equity Index (See CTIEP Summary for EI definition). “GI” Green Investment (“+” Climate Element).

** “PP” preliminary study. “D” design. “C” construction work. “R/W” land or building acquisition. “PC” post-construction.

GENERAL FUND (cont.)

PROJECT TITLE	CATEGORY*	EI*	GI*	ACTIVITY**	2023-24 AMOUNT
---------------	-----------	-----	-----	------------	-------------------

Economic and Workforce Development Department Property Maintenance	1,5	6	-	D	\$ 389,345
---	------------	----------	----------	----------	-------------------

Funding is provided to address pre-development and other associated maintenance needs, including weed abatement and dumping, for facilities operated by the Economic and Workforce Development Department.

Social Equity: This program would support implementation of economic development projects in disadvantaged communities.

Engine Company 23 Junior Arts Center	1,2,5	10	-	D,C	\$ 1,600,000
---	--------------	-----------	----------	------------	---------------------

Funding is provided to continue this Proposition K specified project to convert the former fire station into a youth arts center.

Social Equity: This facility will provide arts programming to the Skid Row community and is currently proposed to provide on-site services to youth and support off-site delivery to adult populations.

Fire Life Safety Building Systems (Regulation 4)	1,2,4	-	-	C	\$ 1,200,000
---	--------------	----------	----------	----------	---------------------

Funding is provided to perform Fire Department Regulation 4 testing, repair, replacement, and certification of mandated fire/life safety, alarm, and monitoring systems of up to 250 buildings.

Workforce Equity: This program supports workforce equity by ensuring adequate workplace standards are maintained for City employees regardless of work site location by providing the funding capacity needed to mitigate hazardous conditions in the workplace.

Generator Replacement Program	1,3	-	-	C	\$ 3,000,000
--------------------------------------	------------	----------	----------	----------	---------------------

Funding is provided for a new annual generator replacement program at City facilities.

Mafundi/Robert Pitts Center	1,4,5	7	-	C	\$ 300,000
------------------------------------	--------------	----------	----------	----------	-------------------

Funding is provided to initiate predevelopment costs, including facility assessments needed to develop a detailed project scope and estimate for the renovation of the Mafundi/Robert Pitts Center.

Social Equity: This facility will serve as a community center that supports the delivery of cultural enrichment programming for Watts and other South LA communities.

MERV 13 Filters	1	-	-	C	\$ 400,000
------------------------	----------	----------	----------	----------	-------------------

Funding is provided for the replacement of existing Minimum Efficiency Reporting Value (MERV) 13 filters at City Facilities.

Municipal Building Renovations	1,2,5	3	-	C	\$ 3,000,000
---------------------------------------	--------------	----------	----------	----------	---------------------

Funding is provided to address deferred maintenance and renovations at neighborhood City Halls and Council field offices.

Social Equity: Program funds are leveraged to support social equity objectives to the extent feasible in communities with limited opportunities.

* "1" Health & Safety. "2" Legal Mandate. "3" Resiliency and Sustainability. "4" Operations and Cost Savings. "5" Equitable Community and Economic Sustainability/Social Equity. "EI" Equity Index (See CTIEP Summary for EI definition). "GI" Green Investment ("+" Climate Element).

** "PP" preliminary study. "D" design. "C" construction work. "R/W" land or building acquisition. "PC" post-construction.

GENERAL FUND (cont.)

PROJECT TITLE	CATEGORY*	EI*	GI*	ACTIVITY**	2023-24 AMOUNT
---------------	-----------	-----	-----	------------	-------------------

Municipal Buildings Energy and Water Management and Conservation	1,2,3,4	-	✓+	D,C	\$ 1,100,000
---	----------------	----------	-----------	------------	---------------------

Funding is provided for required energy audits, engineering, and retrofit work at City facilities to meet energy and water conservation goals.

Environmental: This program contributes to environmental goals of energy and water conservation through infrastructure improvements implemented at City facilities.

One Percent for the Arts	2	-	-	C	\$ 221,371
---------------------------------	----------	----------	----------	----------	-------------------

Funding is provided for the one percent assessment on General Fund projects. The construction portion of the City's capital improvement projects is subject to a one percent assessment for the arts. Fee assessments on General Fund projects are transferred to the Arts and Cultural Facilities and Services Trust Fund on an annual basis.

Overhead Doors, Automatic Gates, and Awnings	1,4	-	-	C	\$ 500,000
---	------------	----------	----------	----------	-------------------

Funding is provided to address overhead door, automatic gate, and awning repairs at various City facilities with priority given to Fire and Police Stations. These repairs are needed to ensure safe operation of City facilities and to provide acceptable work conditions for staff.

Workforce Equity: This program supports workforce equity by ensuring adequate workplace standards are maintained for City employees regardless of work site location by providing the funding capacity needed to mitigate hazardous conditions in the workplace.

Police Excess Storage	1,4,5	7	-	C	\$ 2,393,388
------------------------------	--------------	----------	----------	----------	---------------------

Funding is provided for construction of an excess storage site in Council District 9 to be managed as an official police garage.

Social Equity: A minimum number of stalls will be reserved for vehicles impounded within the South LA region, reducing transportation costs and other adverse impacts associated with vehicle recovery from remote locations. Further, the facility would support service coordination to direct homeless individuals previously residing in impounded vehicles into housing options.

Police Soil Remediation and Harbor Range	1,4	-	-	C	\$ 390,000
---	------------	----------	----------	----------	-------------------

Funding is provided to address the remediation issues at the Harbor range and to resolve operational efficiencies resulting from its closure.

Workforce Equity: This program supports workforce equity by ensuring adequate standards are maintained for the Los Angeles Police Department (LAPD) employees by providing the funding capacity needed to mitigate contamination at this site and further support operational efficiencies by eliminating additional commuter time to travel to other comparable facilities.

Portable Air Filters	1	-	-	C	\$ 500,000
-----------------------------	----------	----------	----------	----------	-------------------

Funding is provided to install portable air filters at various City facilities.

Public Safety Facilities - Animal Services	1,3,4	-	-	C	\$ 275,000
---	--------------	----------	----------	----------	-------------------

Funding is provided to address ongoing repairs to support capital improvements at various Animal Services facilities.

* "1" Health & Safety. "2" Legal Mandate. "3" Resiliency and Sustainability. "4" Operations and Cost Savings. "5" Equitable Community and Economic Sustainability/Social Equity. "EI" Equity Index (See CTIEP Summary for EI definition). "GI" Green Investment ("+" Climate Element).

** "PP" preliminary study. "D" design. "C" construction work. "R/W" land or building acquisition. "PC" post-construction.

GENERAL FUND (cont.)

PROJECT TITLE	CATEGORY*	EI*	GI*	ACTIVITY**	2023-24 AMOUNT
Sanitation Livability Services Yard	1,4,5	7	-	C	\$ 2,000,000
Funding is provided for tenant improvements to address operational space needs for the Livability Services Division of the Bureau of Sanitation.					
Social Equity: This facility will support the regional deployment of Sanitation services that addresses the needs of the homeless population.					
Sankofa Park	3,5	8	✓	C	\$ 5,997,979
Funding is provided for development of a new park with open community space, viewing terraces, and landscaping to include greening and tree canopies.					
Social Equity: The creation of a new park in a historically underserved community.					
Space Optimization Tenant Work	1,2,4,5	3	-	PP,D,C	\$ 500,000
Funding is provided for tenant improvements and the relocation of City staff in accordance with the City's Space Optimization Plan, subject to the approval and oversight of the Municipal Facilities Committee, with priority for use of these funds to include any new City departments authorized through the Budget.					
Social Equity: Program funds are leveraged to support social equity objectives to the extent feasible depending on the specific operational services involved.					
Workforce Equity: This program is utilized to provide the appropriate operational space to support staff activities.					
Taylor Yard G2 River Park Project - Maintenance	1,2,3	-	-	C	\$ 100,000
Funding is provided for regular maintenance and monitoring of the Taylor Yard G2 parcel. This annual dust suppression work is legally mandated and required for the health and safety of the public.					
Underground Fuel Storage Tank Repairs and Replacements	1,2,3,4,5	5	-	PP,D,C	\$ 500,000
Funding is provided for removal, replacement, and/or abandonment in place of failing underground fuel storage tanks (UST) and associated piping systems.					
Social Equity: Program funds are leveraged to support environmental objectives to the extent feasible in communities of low opportunity.					
Valley Plaza Park Pool Repair	4,5	8	-	D,C	\$ 500,000
Funding is provided for capital repairs of the Valley Plaza Park Pool.					
Social Equity: This project will provide relief to a geographic area that is impacted by global climate change.					
Watts Towers Ongoing Restoration	1,4,5	10	-	C	\$ 500,000
Funding is provided to continue restoration at the Watts Towers including the auxiliary features such as the gazebo and fountain.					
Social Equity: This facility serves a disadvantaged community, providing art enrichment for youth.					

* "1" Health & Safety. "2" Legal Mandate. "3" Resiliency and Sustainability. "4" Operations and Cost Savings. "5" Equitable Community and Economic Sustainability/Social Equity. "EI" Equity Index (See CTIEP Summary for EI definition). "GI" Green Investment ("+" Climate Element).

** "PP" preliminary study. "D" design. "C" construction work. "R/W" land or building acquisition. "PC" post-construction.

GENERAL FUND (cont.)

PROJECT TITLE	CATEGORY*	EI*	GI*	ACTIVITY**	2023-24 AMOUNT
Westchester Tennis Courts	4,5	6	-	D,C	\$ 225,000
Funding is provided for capital improvements of the tennis courts located at Westchester Recreation Center.					
Social Equity: This facility supports recreational activities that support youth development.					
Yards and Shops - Capital Equipment	1,4	-	-	C	\$ 400,000
Funding is provided for equipment repairs and replacement at various facilities throughout the City.					
Yards and Shops Facilities - Needs Assessment (Yards and Shops Master Plan Study Phase II)	4,5	3	-	PP	\$ 2,100,000
Funding is provided to initiate the next phase of the Yards and Shops Master Plan Study to expand the study region to include portions of the Valley, Hollywood, and West Los Angeles regions.					
Social Equity: There is the potential to utilize study results to direct investments to disadvantaged communities with limited opportunities.					
Zoo Capital Repairs	1,3,4,5	6	-	C	\$ 500,000
Funding is provided for capital repairs and improvements at the Los Angeles Zoo facilities.					
Social Equity: This facility supports Citywide service delivery through academic enrichment programming and recreational activities that support youth academic development.					
Subtotal General Fund					<u>\$43,373,510</u>

* "1" Health & Safety. "2" Legal Mandate. "3" Resiliency and Sustainability. "4" Operations and Cost Savings. "5" Equitable Community and Economic Sustainability/Social Equity. "EI" Equity Index (See CTIEP Summary for EI definition). "GI" Green Investment ("+" Climate Element).

** "PP" preliminary study. "D" design. "C" construction work. "R/W" land or building acquisition. "PC" post-construction.

PARK AND RECREATIONAL SITES AND FACILITIES FUND

Funding restricted to the acquisition and development of parks and recreational sites and facilities, using funding generated by a dwelling unit tax assessment on new construction in the City.

PROJECT TITLE	CATEGORY*	EI*	GI*	ACTIVITY**	2023-24 AMOUNT
Various Recreation and Parks Facilities	2,3,5	8	✓	D,C,R/W	\$ 3,100,000

Funding is provided for design, acquisition, and construction costs for authorized projects, including shortfalls resulting from cost escalation or other emergent factors. Allocations to individual projects are provided by the City Administrative Officer, subject to approval by the Mayor and City Council.

For 2023-24, funding will be allocated in amounts based on final bid results for projects ready to proceed into acquisition or construction. Priority will also be given to address funding shortfalls or repay ineligible costs for Proposition K Specified projects, in order to leverage the availability of supplemental funding sources and satisfy the City's legal mandate to complete all remaining program requisites prior to the sunset of the Proposition K program in 2026-27. Funding of \$1,170,784 will be provided for the Council District 8 Trees and Green Space Restoration project to provide additional green space and partial restoration of displaced trees as an equity measure.

Social Equity: These funds are utilized to offset funding shortfalls for capital repairs and infrastructure projects for recreational facilities, with priority for projects located in disadvantaged areas of high needs.

Subtotal Park and Recreational Sites and Facilities Fund \$ 3,100,000

ARTS AND CULTURAL FACILITIES AND SERVICES TRUST FUND

The capital improvements for various Cultural Affairs Facilities are funded through the Special Fund appropriation. Expenditures from the Fund shall be exclusively for: (1) acquisition or placement of publicly accessible works of art; (2) acquisition or construction of arts and cultural facilities; (3) the providing of arts and cultural services; (4) restoration or preservation of existing works of art; (5) the City's costs of administering the Public Works Improvement Arts Program; and, (6) support to programs and operations of the Department of Cultural Affairs (DCA).

PROJECT TITLE	CATEGORY*	EI*	GI*	ACTIVITY**	2023-24 AMOUNT
Capital Program - Cultural Affairs	1,3,4,5	6	-	D,C,R/W	\$ 500,000

Funding is provided for capital repairs and infrastructure improvements for facilities operated by DCA.

Social Equity: Use of these funds ensures that these facilities are maintained to City standards. DCA provides Citywide service delivery through various arts programs that support youth development.

Subtotal Arts and Cultural Facilities and Services Trust Fund \$ 500,000

* "1" Health & Safety. "2" Legal Mandate. "3" Resiliency and Sustainability. "4" Operations and Cost Savings. "5" Equitable Community and Economic Sustainability/Social Equity. "EI" Equity Index (See CTIEP Summary for EI definition). "GI" Green Investment ("+" Climate Element).

** "PP" preliminary study. "D" design. "C" construction work. "R/W" land or building acquisition. "PC" post-construction.

MICLA-ISSUED FINANCING

Proceeds from the issuance of MICLA lease obligations or other types of debt will be used to finance the projects listed below. The debt service payments associated with these types of financing will be funded by the City through an annual appropriation of General Fund or Special Fund monies. The issuance of MICLA debt for the projects listed below would cause the City to borrow **\$147,690,081** at an approximate 5.5% interest rate over 20 years. The total estimated debt service is **\$247,172,141**, including interest of approximately **\$99,482,060**. During the life of the bonds, the estimated average annual debt service is **\$12,358,607** over 20 years. Actual interest may differ as rates are dependent on market conditions at the time of issuance.

The following Municipal Facilities projects have been adopted for MICLA-issued financing.

PROJECT TITLE	CATEGORY*	EI*	GI*	ACTIVITY**	2023-24 AMOUNT
----------------------	------------------	------------	------------	-------------------	---------------------------

109th Street Recreation Center Improvements	4,5	10	-	D,C	\$ 750,000
--	------------	-----------	----------	------------	-------------------

Funding is provided for capital improvements at the 109th Street Recreation Center.

Social Equity: This project will expand recreational space in a high-density area.

1627 Vine Street Restroom and Visitor Center	5	6	-	D,C	\$ 1,000,000
---	----------	----------	----------	------------	---------------------

Funding is provided for the construction of permanent public restrooms to include women’s, men’s, and family/gender neutral facilities at a City owned parking structure operated by the Department of Transportation that contains ground-level retail space.

Social Equity: This facility is located in an area with a large unhoused population for whom the provision of public restrooms will be beneficial.

Animal Services North Central Training Yards, Fencing, Shades, and Turf Installation	1,3,4	-	✓	C	\$ 238,084
---	--------------	----------	----------	----------	-------------------

Funding is provided to construct appropriate shade structures for sheltered animals to enable enrichment activities and to achieve water conservation.

Asphalt Plant I Phase III (Scope A) - Recycled Asphalt Pavement Canopy Structure	1,3,4	-	-	C	\$ 1,000,000
---	--------------	----------	----------	----------	---------------------

Funding is provided to install a canopy structure to the Asphalt Plant I facility that is necessary to decrease moisture content during wet season which can hinder asphalt production rate and mitigate dust and debris output to the community.

Workforce Equity: This program supports workforce equity by ensuring adequate workplace standards are maintained for City employees regardless of work site location by providing the funding capacity needed to address security concerns and appropriate mitigation measures at City-owned facilities.

Asphalt Plant I Phase III (Scope B) - Catwalk Safety Improvement Project	1,3,4	-	-	C	\$ 2,000,000
---	--------------	----------	----------	----------	---------------------

Funding is provided to install a catwalk structure and safety improvements for the newly constructed Asphalt Plant I facility to ensure appropriate maintenance is in place and to extend the life cycle of the facility equipment.

Workforce Equity: This program supports workforce equity by ensuring adequate workplace standards are maintained for City employees regardless of work site location by providing the funding capacity needed to address security concerns and appropriate mitigation measures at City-owned facilities.

* “1” Health & Safety. “2” Legal Mandate. “3” Resiliency and Sustainability. “4” Operations and Cost Savings. “5” Equitable Community and Economic Sustainability/Social Equity. “EI” Equity Index (See CTIEP Summary for EI definition). “GI” Green Investment (“+” Climate Element).

** “PP” preliminary study. “D” design. “C” construction work. “R/W” land or building acquisition. “PC” post-construction.

MICLA-ISSUED FINANCING (cont.)

PROJECT TITLE	CATEGORY*	EI*	GI*	ACTIVITY*	2023-24 AMOUNT
----------------------	------------------	------------	------------	------------------	-----------------------

Barnsdall Roof Capital Repairs	1,4,5	5	-	C	\$ 1,500,000
---------------------------------------	--------------	----------	----------	----------	---------------------

Funding is provided to replace and repair roofs on buildings located on the Barnsdall Art Park campus.

Social Equity: This facility supports provision of art enrichment programs throughout the region for both youth and adults.

Bridge Improvement Program (BIP) - Program Contingency	1,4	-	-	C	\$ 3,000,000
---	------------	----------	----------	----------	---------------------

Funding is provided for capital repair, infrastructure improvements, and related costs as program contingency for repairing and replacing the most structurally damaged bridges within the City.

Building Equipment Lifecycle Replacement	1,4	-	-	C	\$ 2,500,000
---	------------	----------	----------	----------	---------------------

Funding is provided for the systematic replacement of aging, obsolete, and end-of-life cycle building equipment at the City's highest priority sites. Replacement projects reduce building maintenance expenses by minimizing costly repairs and ensuring City facilities have reliable and safe equipment.

Capital Program - Bureau of Street Services (BSS)	1,4	-	-	C	\$ 1,280,000
--	------------	----------	----------	----------	---------------------

Funding is provided to address safety hazards and regulatory compliance issues at yards and shops facilities operated by the Bureau of Street Services.

Workforce Equity: This program may support workforce equity by providing funding to address the most critical facility repair needs.

Capital Program - Public Works Building	1,4	-	-	C	\$ 1,000,000
--	------------	----------	----------	----------	---------------------

Funding is provided for capital repairs and infrastructure improvements at the Public Works Building.

Workforce Equity: This program supports maintaining minimum standards for the maintenance and upkeep of the physical work environment to support employee performance and reduce potential hazards and liabilities.

Capital Program - Van Nuys Civic Center	1,4	-	-	C	\$ 500,000
--	------------	----------	----------	----------	-------------------

Funding is provided for capital repairs and infrastructure improvements at Van Nuys City Hall complex, which serves as a City hub in the Van Nuys area including the Marvin Braude Building.

Workforce Equity: This program supports maintaining minimum standards for the maintenance and upkeep of the physical work environment to support employee performance and reduce potential hazards and liabilities.

Citywide HVAC Improvements	1,4	-	-	C	\$ 927,567
-----------------------------------	------------	----------	----------	----------	-------------------

Funding is provided to complete the upgrade of unsecured Heating, Ventilation, and Air Conditioning Systems (HVAC) software at various City facilities (including Northeast Police Station, LAPD Metro SWAT Division, Mission Community Police Station, West Valley Police Station, Wilshire Police Station, and Hollywood Police Station).

Citywide Infrastructure Improvements	1,3	-	-	C	\$ 1,000,000
---	------------	----------	----------	----------	---------------------

Funding is provided to address health and safety-related infrastructure issues on a Citywide basis. Projects include safety and security repairs, air-conditioning, water supply systems, fixtures, and other critical maintenance items.

* "1" Health & Safety. "2" Legal Mandate. "3" Resiliency and Sustainability. "4" Operations and Cost Savings. "5" Equitable Community and Economic Sustainability/Social Equity. "EI" Equity Index (See CTIEP Summary for EI definition). "GI" Green Investment ("+" Climate Element).

** "PP" preliminary study. "D" design. "C" construction work. "R/W" land or building acquisition. "PC" post-construction.

MICLA-ISSUED FINANCING (cont.)

PROJECT TITLE	CATEGORY*	EI*	GI*	ACTIVITY**	2023-24 AMOUNT
----------------------	------------------	------------	------------	-------------------	---------------------------

Citywide Roof Capital Repairs	1,4	-	-	C	\$ 1,000,000
--------------------------------------	------------	---	---	----------	---------------------

Funding is provided to address critical roof repairs at City facilities with the most critical problems, including removal and replacement of damaged or degraded roofs, downspouts, gutters, expansion joints, waterproofing, and expanded cool roof applications.

Workforce Equity: This program supports workforce equity by ensuring adequate workplace standards are maintained for City employees regardless of work site location by providing the funding capacity needed to mitigate hazardous conditions in the workplace.

Citywide Security Improvement Program	1,4	-	-	C	\$ 3,451,027
--	------------	---	---	----------	---------------------

Funding is provided to address necessary Citywide security enhancements identified at various City facilities.

Workforce Equity: This program supports workforce equity by ensuring adequate workplace standards are maintained for City employees regardless of work site location by providing the funding capacity needed to address security concerns and appropriate mitigation measures at City-owned facilities.

Deferred Maintenance Program	1,3,4	-	-	C	\$ 5,864,363
-------------------------------------	--------------	---	---	----------	---------------------

Funding is provided to address deferred maintenance needs throughout the City.

Workforce Equity: This program supports workforce equity by ensuring adequate workplace standards are maintained for City employees regardless of work site location by providing the funding capacity needed to mitigate hazardous conditions in the workplace.

Department of Transportation (DOT) Bus Electrification	3	-	✓+	D,C	\$ 3,400,000
---	----------	---	----	------------	---------------------

Funding is provided for the design and construction costs to install electrification infrastructure for bus fleets at DOT maintenance yards (North Transit Yard, Washington Yard, and Commercial Yard) to meet the goal of full electrification of all City fleet vehicles by 2050.

DOT Electric Vehicle (EV) Charging Stations	3,4	-	✓+	D,C	\$ 300,000
--	------------	---	----	------------	-------------------

Funding is provided for the design and construction costs to install 10 electric vehicle charging stations at DOT offices around the City to meet the goal of full electrification of all City fleet vehicles by 2050.

EV Charger Infrastructure	3,4	-	✓+	D,C	\$ 4,500,000
----------------------------------	------------	---	----	------------	---------------------

Funding is provided for the installation of electric vehicle charging stations at various locations for employee and public parking.

EV Infrastructure for Yards and Facilities	3,4	-	✓+	D,C	\$ 3,000,000
---	------------	---	----	------------	---------------------

Funding is provided to upgrade and install fast chargers at eight BSS yard facilities around the City to meet the goal of full electrification of all City fleet vehicles by 2050.

* "1" Health & Safety. "2" Legal Mandate. "3" Resiliency and Sustainability. "4" Operations and Cost Savings. "5" Equitable Community and Economic Sustainability/Social Equity. "EI" Equity Index (See CTIEP Summary for EI definition). "GI" Green Investment ("+" Climate Element).

** "PP" preliminary study. "D" design. "C" construction work. "R/W" land or building acquisition. "PC" post-construction.

MICLA-ISSUED FINANCING (cont.)

PROJECT TITLE	CATEGORY*	EI*	GI*	ACTIVITY**	2023-24 AMOUNT
----------------------	------------------	------------	------------	-------------------	-----------------------

Engine Company 23 Junior Arts Center	1,2,5	10	-	D,C	\$ 1,600,000
---	--------------	-----------	----------	------------	---------------------

Funding is provided to continue this Proposition K specified project to convert the former fire station into a youth arts center.

Social Equity: This facility will provide arts programming to the Skid Row community and is currently proposed to provide on-site services to youth and support off-site delivery to adult populations.

Fire Station Alerting System Replacement Project	1,4	-	-	C	\$ 200,000
---	------------	----------	----------	----------	-------------------

Funding is provided to complete systematic replacement of Fire station alerting systems at various Fire stations.

Fuel Management System Upgrade - Phase II	4	-	-	C	\$ 1,700,000
--	----------	----------	----------	----------	---------------------

Funding is provided to complete phase II upgrades to the Fuel Management System.

Griffith Park Boys Camp Pool Replacement	1,3,4,5	6	-	D	\$ 806,000
---	----------------	----------	----------	----------	-------------------

Funding is provided to design the replacement swimming pool at Griffith Park Boys Camp.

Social Equity: This facility provides enrichment recreational opportunities for disadvantaged youth throughout the City who would otherwise not have access to a camp experience. This provides both social and health benefits.

Harbor City Recreation Center Outdoor Restrooms	5	8	-	D,C	\$ 500,000
--	----------	----------	----------	------------	-------------------

Funding is provided to begin the construction of outdoor restrooms at Harbor City Recreation Center and will be allocated for a portion of the construction as well as the plumbing and sewer connection.

Social Equity: This project provides restrooms in a recreational space in a high-density area.

Hollywood Recreation Center Phase II - Modern Gymnasium	1,2,3,5	8	-	C	\$ 6,052,000
--	----------------	----------	----------	----------	---------------------

Funding is provided to proceed with the replacement of the existing gymnasium with a modern facility as part of the Proposition K Specified project authorized for this facility.

Social Equity: This project will expand recreational space and youth enrichment programs in a high-density area.

ITA Server Room Upgrade - Phase II	3,4	-	-	C	\$ 1,174,712
---	------------	----------	----------	----------	---------------------

Funding is provided for the mechanical, electrical, plumbing, and capital improvements to complete a cooling system and create a redundant power supply for the City Hall East server room managed by the Information Technology Agency.

Los Angeles Convention Center (LACC) ADA Remediation	1,2,5	-	-	C	\$ 160,000
---	--------------	----------	----------	----------	-------------------

Funding is provided to purchase two portable motorized lifts to provide better access to elevated stages and create a more equitable experience for guests and speakers.

Social Equity: The Americans with Disabilities Act (ADA) remediation will address existing accessibility barriers throughout the facility and will allow the LACC to better accommodate attendees, clients, and employees with disabilities.

* "1" Health & Safety. "2" Legal Mandate. "3" Resiliency and Sustainability. "4" Operations and Cost Savings. "5" Equitable Community and Economic Sustainability/Social Equity. "EI" Equity Index (See CTIEP Summary for EI definition). "GI" Green Investment ("+" Climate Element).

** "PP" preliminary study. "D" design. "C" construction work. "R/W" land or building acquisition. "PC" post-construction.

MICLA-ISSUED FINANCING (cont.)

PROJECT TITLE	CATEGORY*	EI*	GI*	ACTIVITY**	2023-24 AMOUNT
LACC Building Automation System Upgrade	1,4	-	-	C	\$ 5,700,000
Funding is provided to install, program, and commission the new Building Automation System to centralize control of the facility's air conditioning, ventilation, lighting, and other systems.					
LACC Chiller (Cooler) Replacement	3,4	-	-	C	\$ 4,900,000
Funding is provided to replace four cooling towers serving the South Hall Central Plant located in the West Hall of the LACC.					
LACC Elevator Upgrades	4	-	-	C	\$ 1,925,000
Funding is provided to upgrade elevators that have surpassed their lifecycle.					
LACC Escalator and Elevator Modernization	4	-	-	C	\$ 500,000
Funding is provided for the modernization of elevators and escalators throughout the LACC.					
LACC Escalator Replacement Program	1,4	-	-	C	\$ 3,800,000
Funding is provided to replace several escalators throughout the facility.					
LACC Food Service Renovations and Additions	1,4	-	-	C	\$ 500,000
Funding is provided to renovate the food and beverage service components at the LACC including concession stands, service pantries, walk-in freezers, and other upgrades.					
LACC IT Infrastructure Upgrade	3	-	-	C	\$ 325,000
Funding is provided to replace two core switches that are critical to the network infrastructure that support essential building services.					
LACC Security Surveillance System	1	-	-	C	\$ 1,060,000
Funding is provided to enhance the CCTV perimeter with a focus on the garage and exterior areas of the LACC.					
LACC Supply and Return Motor Replacement	3,4	-	-	C	\$ 1,200,000
Funding is provided to remove and replace the supply and return motors that support the building's HVAC system.					
LACC Walk In Coolers	1,4	-	-	C	\$ 400,000
Funding is provided to refurbish and replace existing walk-in coolers and related components.					
Livability Services Division (LSD) - Arlington Regional Facility	1,4,5	8	-	C	\$ 828,057
Funding is provided to develop a regional LSD facility, which includes the installation of a modular office and hygiene facilities with parking spaces for employee and operational vehicles.					
Social Equity: This facility will support the regional deployment of Sanitation services that addresses the needs of the homeless population.					

* "1" Health & Safety. "2" Legal Mandate. "3" Resiliency and Sustainability. "4" Operations and Cost Savings. "5" Equitable Community and Economic Sustainability/Social Equity. "EI" Equity Index (See CTIEP Summary for EI definition). "GI" Green Investment ("+" Climate Element).

** "PP" preliminary study. "D" design. "C" construction work. "R/W" land or building acquisition. "PC" post-construction.

MICLA-ISSUED FINANCING (cont.)

PROJECT TITLE	CATEGORY*	EI*	GI*	ACTIVITY**	2023-24 AMOUNT
---------------	-----------	-----	-----	------------	-------------------

LSD - Donald C Tillman Regional Facility	1,4,5	6	-	C	\$ 551,054
---	--------------	----------	----------	----------	-------------------

Funding is provided to develop a regional LSD facility including the replacement of a temporary modular building with a permanent modular office building and development of parking spaces for employee and operational vehicles.

Social Equity: This facility will support the regional deployment of Sanitation services that addresses the needs of the homeless population.

LSD - Harbor Regional Facility	1,4,5	6	-	C	\$ 902,983
---------------------------------------	--------------	----------	----------	----------	-------------------

Funding is provided to retrofit an area within an existing masonry building at the Harbor Yard for use by the LSD to house administrative staff who are currently using a temporary office trailer at the site.

Social Equity: This facility will support the regional deployment of Sanitation services that addresses the needs of the homeless population.

LSD - Slauson Regional Facility	1,4,5	10	-	C	\$ 828,057
--	--------------	-----------	----------	----------	-------------------

Funding is provided to develop a regional LSD facility, which includes installation of a modular office and hygiene facilities with parking spaces for employee and operational vehicles.

Social Equity: This facility will support the regional deployment of Sanitation services that addresses the needs of the homeless population.

Madrid Theatre	3,4,5	8	-	C	\$ 3,310,322
-----------------------	--------------	----------	----------	----------	---------------------

Funding is provided to complete improvements at the Madrid Theatre including front façade, lobbies, and back-of-house support spaces.

Social Equity: This project will provide additional arts and cultural space.

Manchester Junior Arts Center	2,5	8	✓	C	\$ 1,211,087
--------------------------------------	------------	----------	----------	----------	---------------------

Funding is provided to continue improvements at this facility with phased funding over multiple subsequent years for this Proposition K specified project based on projected cash flow needs as follows: \$4.7 million (2024-25), and \$1.9 million (2025-26). The Los Angeles for Kids Steering Committee authorized this project to seek alternative locations including the current Old Fire Station 54.

Social Equity: The new facility will service as a regional center for the South LA communities to provide cultural programming for disadvantaged youth.

Municipal Building Renovations	1,4,5	3	-	C	\$ 7,000,000
---------------------------------------	--------------	----------	----------	----------	---------------------

Funding is provided to address deferred maintenance and renovations at City Halls and Council field offices.

Social Equity: Program funds are leveraged to support social equity objectives to the extent feasible in communities with limited opportunities.

Municipal Buildings Energy and Water Management and Conservation	1,2,3,4	-	✓+	C	\$ 1,566,000
---	----------------	----------	-----------	----------	---------------------

Funding is provided for required energy audits, engineering, and retrofit work at City facilities to meet energy and water conservation goals. Funding of \$200,000 is provided for LAPD carwash improvements.

Environmental: This program contributes to environmental goals of energy and water conservation through infrastructure improvements implemented at City facilities.

* "1" Health & Safety. "2" Legal Mandate. "3" Resiliency and Sustainability. "4" Operations and Cost Savings. "5" Equitable Community and Economic Sustainability/Social Equity. "EI" Equity Index (See CTIEP Summary for EI definition). "GI" Green Investment ("+" Climate Element).

** "PP" preliminary study. "D" design. "C" construction work. "R/W" land or building acquisition. "PC" post-construction.

MICLA-ISSUED FINANCING (cont.)

PROJECT TITLE	CATEGORY*	EI*	GI*	ACTIVITY**	2023-24 AMOUNT
Old Arlington (Washington Irving) Library	3,5	8	-	C	\$ 6,000,000
Funding is provided for the initiation of construction activities to convert the Old Library into a community facility to promote childhood literacy and other enrichment services.					
Social Equity: This project would provide early child literacy and other social programming and support positive educational outcomes for disadvantaged youth residing in South LA.					
Overhead Doors, Automatic Gates, and Awnings	1,4	-	-	C	\$ 1,000,000
Funding is provided to address overhead door, automatic gate, and awning repairs at various City facilities with priority given to Fire and Police Stations.					
Workforce Equity: This project will provide a safe operational facility and provide acceptable work conditions for staff working in various City facilities.					
Pio Pico Library Pocket Park and Underground Parking	3,5	8	✓	C	\$ 2,000,000
Funding is provided to construct a pocket park and underground parking. Phased funding over multiple years is recommended for this project based on the anticipated cash flow needs.					
Social Equity: This project will provide additional green space to a dense area of the City without access to local parks.					
Police Electric Vehicle Charger Installation and Power Upgrades	3,4	-	✓+	C	\$ 1,000,000
Funding is provided to support ongoing capital improvements at various Police Department facilities.					
Police South Traffic Bureau	4	-	-	C	\$ 2,200,000
Funding is provided for necessary infrastructure to provide an interim base of operation for the South Traffic Bureau until a permanent site can be acquired and/or developed.					
Police Southwest Station Remodel	1,4	-	-	C	\$ 3,750,000
Funding is provided to convert the decommissioned jail at the Southwest Police Station into employee work space to alleviate overcrowding resulting from limited space.					
Workforce Equity: This program supports workforce equity by ensuring adequate workplace standards are maintained for City employees regardless of work site location by providing the funding capacity needed to address overcrowding.					
Police Van Nuys Lab Conversion	1,4	-	-	C	\$ 945,030
Funding is provided to remodel the former forensic lab space at the Van Nuys Community Police Station to increase employee work space.					
Workforce Equity: This program supports workforce equity by ensuring adequate workplace standards are maintained for City employees regardless of work site location by providing the funding capacity needed to address overcrowding.					
Public Safety Facilities - Animal Services	1,4	-	-	C	\$ 965,000

Funding is provided to address ongoing repairs to support capital improvements at various Animal Services facilities.

* "1" Health & Safety. "2" Legal Mandate. "3" Resiliency and Sustainability. "4" Operations and Cost Savings. "5" Equitable Community and Economic Sustainability/Social Equity. "EI" Equity Index (See CTIEP Summary for EI definition). "GI" Green Investment ("+" Climate Element).

** "PP" preliminary study. "D" design. "C" construction work. "R/W" land or building acquisition. "PC" post-construction.

MICLA-ISSUED FINANCING (cont.)

PROJECT TITLE	CATEGORY*	EI*	GI*	ACTIVITY**	2023-24 AMOUNT
Public Safety Facilities - Fire	1,4	-	-	C	\$ 750,000
Funding is provided to address ongoing repairs to support capital improvements at various Fire Department facilities.					
Public Safety Facilities - Police	1,4	-	-	C	\$ 970,000
Funding is provided to address ongoing repairs to support capital improvements at various Police Department facilities.					
Public Safety Facilities - Police Administration Building	1,4	-	-	C	\$ 280,000
Funding is provided to address ongoing repairs to support capital improvements at the Public Administration Building.					
Reseda Roller Skating Rink and Ice Skating Facility	2,5	8	-	C	\$ 2,200,000
Funding is provided to continue this Proposition K specified project, the construction of the Reseda roller skating rink and ice skating facility.					
Social Equity: This project will act as a regional facility, expanding public access to skating/ice skating.					
San Pedro Little Italy Plaza	5	8	-	C	\$ 1,500,000
Funding is provided for the renovation of the San Pedro City Hall Plaza to act as open community space as part of the Council Office priority that is leveraging private funding and Council discretionary funds.					
Social Equity: This project is intended to be responsive to community needs for open space.					
Seventh Street New Body Shop	1,2,4	-	-	C	\$ 5,867,709
Funding is provided for the construction of the replacement of the New Body Shop.					
Workforce Equity: This project addresses adverse conditions in the workplace that were deemed so pervasive to necessitate a full replacement of the facility.					
Sheldon Arleta Phase III C - Baseball Field and Picnic Area	2,5	8	-	C	\$ 5,310,200
Funding is provided to offset a funding shortfall to construct a new baseball field, picnic areas, and playground.					
Social Equity: This project provides park upgrades to a heavily utilized facility.					
Space Optimization Tenant Work	1,2,4,5	3	-	PP,D,C	\$ 1,500,000
Funding is provided for tenant improvements and the relocation of City staff in accordance with the City's Space Optimization Plan, subject to the approval and oversight of the Municipal Facilities Committee, with priority for use of these funds to include any new City departments authorized through the Budget.					
Social Equity: Program funds are leveraged to support social equity objectives to the extent feasible depending on the specific operational services involved.					
Workforce Equity: This program is utilized to provide the appropriate operational space to support staff activities.					
Studio City Recreation Center - New Gymnasium	1,2,3	-	-	C	\$ 5,775,000
Funding is provided for this Proposition K specified project, the construction of a modern gymnasium at the Studio City Recreation Center.					

* "1" Health & Safety. "2" Legal Mandate. "3" Resiliency and Sustainability. "4" Operations and Cost Savings. "5" Equitable Community and Economic Sustainability/Social Equity. "EI" Equity Index (See CTIEP Summary for EI definition). "GI" Green Investment ("+" Climate Element).

** "PP" preliminary study. "D" design. "C" construction work. "R/W" land or building acquisition. "PC" post-construction.

MICLA-ISSUED FINANCING (cont.)

PROJECT TITLE	CATEGORY*	EI*	GI*	ACTIVITY**	2023-24 AMOUNT
---------------	-----------	-----	-----	------------	-------------------

Sylmar Senior Center	5	8	✓	D	\$ 593,500
-----------------------------	---	---	---	---	------------

Funding is provided to continue the design for this project, which consists of the demolition of the existing Senior Center building and construction of a new Senior Center building with outdoor space and landscaping.

Social Equity: This project will provide a safe place for Senior Citizens to congregate and will be used as a computer center for youth to provide them access to the internet.

Taylor Yard G2 River Park	1,2,3,5	8	✓	PP,D	\$ 6,181,632
----------------------------------	---------	---	---	------	--------------

Funding is provided for the planning and conceptual work needed in Year 1 of the estimated nine-year schedule for remediation and development of the 42-acre Taylor Yard G2 River Park Project. The completed park will restore the natural ecosystem, provide greater access to the river, and increase more green space along the Los Angeles River.

Social Equity: This project will expand recreational opportunities.

Taylor Yard G2 River Park - Utilities	1,2,3	-	✓	D,C	\$ 90,697
--	-------	---	---	-----	-----------

Funding is provided for the design and construction of utilities including power, domestic water, recycled water, sewer, and communications required for the full Taylor Yard G2 River Park build out.

Verdugo Hills Pool and Bathhouse Rehabilitation	1,2,3,4,5	8	✓	C	\$ 2,000,000
--	-----------	---	---	---	--------------

Funding is provided for the construction of this Proposition K competitive project.

Social Equity: This project will provide expanded access to aquatic programming.

Watts Towers Resource Center Improvements	1,4,5	10	-	C	\$ 1,000,000
--	-------	----	---	---	--------------

Funding is provided to restore Watts Tower Resource Center into an office space adjacent to the Watts Cultural Crescent Campus.

Social Equity: This facility serves a disadvantaged community, providing art enrichment for youth.

Budget, Finance and Innovation Report Item No. 136

The Council modified the Mayor's Proposed budget by adding funding in the amount of \$1,000,000 for the Watts Towers Resource Center Improvements program.

Yards and Shops - Capital Equipment	1,4	-	-	C	\$ 300,000
--	-----	---	---	---	------------

Funding is provided for as-needed repair and replacement of various capital equipment required for the operation of maintenance yards and shops facilities to achieve more efficient operations and associated costs savings.

Zoo Bird Show Bleachers and Shade Structure	1,4,5	6	-	D,C	\$ 2,000,000
--	-------	---	---	-----	--------------

Funding is provided to demolish and replace the bleachers for the Zoo's Bird Exhibit and install shading to provide an enhanced visitor experience in response to global warming trends.

Social Equity: The Zoo provides educational programming to children and families via school visits and other methods to youth who might not otherwise have access to these opportunities.

Zoo Bridge and Tunnel	1,3,5	6	-	C	\$ 500,000
------------------------------	-------	---	---	---	------------

Funding is provided for the repair of the Langur Bridge and Bongo Bridge located at the Los Angeles Zoo.

Social Equity: The Zoo provides educational programming to children and families via school visits and other methods to youth who might not otherwise have access to these opportunities.

* "1" Health & Safety. "2" Legal Mandate. "3" Resiliency and Sustainability. "4" Operations and Cost Savings. "5" Equitable Community and Economic Sustainability/Social Equity. "EI" Equity Index (See CTIEP Summary for EI definition). "GI" Green Investment ("+" Climate Element).

** "PP" preliminary study. "D" design. "C" construction work. "R/W" land or building acquisition. "PC" post-construction.

MICLA-ISSUED FINANCING (cont.)

PROJECT TITLE	CATEGORY*	EI*	GI*	ACTIVITY**	2023-24 AMOUNT
Zoo Capital Infrastructure	1,4,5	6	-	C	\$ 4,100,000
Funding is provided for infrastructure improvements and upgrades at the Los Angeles Zoo.					
Social Equity: The Zoo provides educational programming to children and families via school visits and other methods to youth who might not otherwise have access to these opportunities.					
Zoo Capital Repairs	1,3,4,5	6	-	C	\$ 2,000,000
Funding is provided for capital repairs and improvements at the Los Angeles Zoo facilities.					
Social Equity: This facility supports Citywide service delivery through academic enrichment programming and recreational activities that support youth academic development.					
Subtotal MICLA Financing					<u>\$ 147,690,081</u>

* "1" Health & Safety. "2" Legal Mandate. "3" Resiliency and Sustainability. "4" Operations and Cost Savings. "5" Equitable Community and Economic Sustainability/Social Equity. "EI" Equity Index (See CTIEP Summary for EI definition). "GI" Green Investment ("+" Climate Element).

** "PP" preliminary study. "D" design. "C" construction work. "R/W" land or building acquisition. "PC" post-construction.

**2023-24 MUNICIPAL FACILITIES
CAPITAL AND TECHNOLOGY IMPROVEMENT EXPENDITURE PROGRAM
LISTING OF PROJECTS BY PROJECT CATEGORY**

<u>CATEGORY</u>	<u>PROJECT</u>	<u>2023-24 AMOUNT</u>	
DEFERRED MAINTENANCE	Building Equipment Lifecycle Replacement	2,500,000	
	Citywide Building Hazard Mitigation	750,000	
	Citywide Elevator Repairs	850,000	
	Citywide Infrastructure Improvements	1,000,000	
	Citywide Maintenance and Improvements	1,700,000	
	Citywide Nuisance Abatement	875,000	
	Citywide Roof Capital Repairs	1,000,000	
	Civic and Community Facilities	700,000	
	Community Redevelopment Agency Sites Nuisance Abatement	180,000	
	Contaminated Soil Removal and Mitigation	1,555,000	
	Deferred Maintenance Program	9,502,185	
	Economic and Workforce Development Department Property Maintenance	389,345	
	Fire Life Safety Building Systems (Regulation 4)	1,200,000	
	Overhead Doors, Automatic Gates, and Awnings	1,500,000	
	Underground Fuel Storage Tank Repairs and Replacements	500,000	
		<u>Subtotal:</u>	<u>24,201,530</u>
	OFFICE DEVELOPMENT AND CAPITAL PROGRAM	Capital Program - Figueroa Plaza Buildings	550,000
Capital Program - Public Works Building		1,000,000	
Capital Program - Van Nuys Civic Center		500,000	
City Hall East - Repair and Maintenance of Electrical Switchgear		2,000,000	
Electric Vehicle Charger Infrastructure		4,500,000	
Fuel Management System Upgrade - Phase II		1,700,000	
Generator Replacement Program		3,000,000	
ITA Server Room Upgrade - Phase II		1,174,712	
MERV 13 Filters		400,000	
Municipal Building Renovations		10,000,000	
Municipal Buildings Energy & Water Management and Conservation		2,666,000	
Portable Air Filters		500,000	
San Pedro Little Italy Plaza		1,500,000	
Space Optimization Tenant Work	2,000,000		
	<u>Subtotal:</u>	<u>31,490,712</u>	
PUBLIC SAFETY FACILITIES AND SECURITY UPGRADES	Animal Services North Central Training Yards, Fencing, Shades, and Turf Installation	1,191,689	
	Citywide HVAC Improvements	927,567	
	Citywide Security Improvement Program	3,481,027	
	Fire Station Alerting System Replacement Project	200,000	
	Police Electric Vehicle Charger Installation and Power Upgrades	1,000,000	
	Police Excess Storage	2,393,388	

<u>CATEGORY</u>	<u>PROJECT</u>	<u>2023-24 AMOUNT</u>
PUBLIC SAFETY	Police Soil Remediation and Harbor Range	390,000
FACILITIES AND	Police South Traffic Bureau	2,200,000
SECURITY UPGRADES	Police Southwest Area Jail Remodel	3,750,000
(cont.)	Police Van Nuys Lab Conversion	945,030
	Public Safety Facilities - Animal Services	1,240,000
	Public Safety Facilities - Fire	750,000
	Public Safety Facilities - Police	970,000
	Public Safety Facilities - Police Administration Building	280,000
	<u>Subtotal:</u>	<u>19,718,701</u>
RECREATION AND	109th Street Recreation Center Improvements	750,000
CULTURAL FACILITIES	1627 Vine Street Restroom and Visitor Center	1,000,000
	Barnsdall Roof Capital Repairs	1,500,000
	Capital Program - Cultural Affairs	500,000
	Capital Program - El Pueblo	500,000
	Engine Company 23 Junior Arts Center	3,200,000
	Griffith Park Boys Camp Pool Replacement	806,000
	Harbor City Recreation Center Outdoor Restrooms	500,000
	Hollywood Recreation Center Phase II - Modern Gymnasium	6,052,000
	Madrid Theatre Renovations	3,310,322
	Mafundi/Robert Pitts Center	300,000
	Manchester Junior Arts Center	1,211,087
	Old Arlington (Washington Irving) Library	6,000,000
	Pio Pico Library Pocket Park and Underground Parking	2,000,000
	Reseda Roller Skating Rink and Ice Skating Facility	2,200,000
	Sankofa Park	5,997,979
	Sheldon Arleta Phase III C - Baseball Field and Picnic Area	5,310,200
	Studio City Recreation Center - New Gymnasium	5,775,000
	Sylmar Senior Center	593,500
	Taylor Yard G2 River Park	6,181,632
	Taylor Yard G2 River Park - Utilities	90,697
	Taylor Yard G2 River Park Project - Maintenance	100,000
	Valley Plaza Park Pool Repair	500,000
	Various Recreation Parks Facilities	3,100,000
	Verdugo Hills Pool and Bathhouse Rehabilitation	2,000,000
	Watts Tower Ongoing Restoration	500,000
	Watts Towers Resource Center Improvements	1,000,000
	Westchester Tennis Courts	225,000
	Zoo Bird Show Bleachers and Shade Structure	2,000,000
	Zoo Bridge and Tunnel	500,000
	Zoo Capital Infrastructure	4,100,000
	Zoo Capital Repairs	2,500,000
	<u>Subtotal:</u>	<u>70,303,417</u>

<u>CATEGORY</u>	<u>PROJECT</u>	<u>2023-24 AMOUNT</u>
YARDS AND SHOPS/ SEISMIC AND BRIDGE IMPROVEMENT	Asphalt Plant I Phase III (Scope A) - Recycled Asphalt Pavement	1,000,000
	Canopy Structure	
	Asphalt Plant I Phase III (Scope B) - Catwalk Safety Improvement Project	2,000,000
	Bridge Improvement Program (BIP) - Program Contingency	3,500,000
	Capital Program - Bureau of Street Services (BSS)	1,280,000
	Department of Transportation (DOT) Bus Electrification	3,400,000
	DOT EV Charging Stations	300,000
	Electric Vehicles Infrastructure for Yards and Shops Facilities	3,000,000
	Livability Services Division (LSD) - Arlington Regional Facility	828,057
	LSD - Donald C Tillman Regional Facility	551,054
	LSD - Harbor Regional Facility	902,983
	LSD - Slauson Regional Facility	828,057
	Sanitation Livability Services Yard	2,000,000
	Seventh Street New Body Shop	5,867,709
	Yards and Shops - Capital Equipment	700,000
	Yards and Shops Facilities - Needs Assessment (Yards and Shops Master Plan Study Phase II)	2,100,000
		<u>Subtotal:</u>
LOS ANGELES CONVENTION CENTER (LACC)	LACC ADA Remediation	160,000
	LACC Building Automation System Upgrade	5,700,000
	LACC Chiller (Cooler) Replacement	4,900,000
	LACC Elevator Upgrades	1,925,000
	LACC Escalator and Elevator Modernization	500,000
	LACC Escalator Replacement Program	3,800,000
	LACC Food Service Renovations and Additions	500,000
	LACC IT Infrastructure Upgrade	325,000
	LACC Security Surveillance System	1,060,000
	LACC Supply and Return Motor Replacement	1,200,000
LACC Walk In Coolers	400,000	
	<u>Subtotal:</u>	<u>20,470,000</u>
OTHER	One Percent for the Arts	221,371
	<u>Subtotal:</u>	<u>221,371</u>
TOTAL MUNICIPAL FACILITIES CAPITAL AND TECHNOLOGY IMPROVEMENT EXPENDITURE PROGRAM		<u>194,663,591</u>

CAPITAL AND TECHNOLOGY IMPROVEMENT EXPENDITURE PROGRAM

BASIS FOR THE ADOPTED BUDGET

PHYSICAL PLANT

The 2023-24 Adopted Budget for the Physical Plant Capital and Technology Improvement Expenditure Program (CTIEP) relates to the prior year funding as follows:

	General Fund	Special Funds	Total	Prop O*
2022-23 Adopted Budget	\$ 21,788,358	\$ 98,545,423	\$ 120,333,781	\$ 25,000,000
2023-24 Adopted Budget	\$ 19,400,443	\$ 121,034,061	\$ 140,434,504	\$ 25,000,000
Change from 2022-23 Budget	\$ (2,387,915)	\$ 22,488,638	\$ 20,100,723	-
Percent Change	(11.0%)	22.8%	16.7%	-

*Prop O funding amount is provided for informational purposes only.

The Adopted Budget for the Physical Plant CTIEP focuses on projects that will promote public safety by repairing streets and sidewalks, resolve flooding issues, and provide for clean water.

BUDGET HIGHLIGHTS

The Physical Plant CTIEP includes funding for:

- Eighteen watershed management projects, totaling \$31.6 million. This includes 10 water quality projects required by the Clean Water Act under the City Enhanced Watershed Management Program Funds from the Measure W Local Return Fund (\$16.4 million), and the General Fund (\$0.3 million); and eight flood control projects from the Road Maintenance and Rehabilitation Program Special (SB1) Fund (\$14.4 million) and the General Fund (\$0.5 million);
- Street-related improvements totaling **\$106.3 million** from the General Fund (**\$16.6 million**), the SB1 Fund (\$57.1 million), Measure M Local Return Fund (\$18.2 million), the Measure R Local Return Fund (\$3.6 million), the Street Damage Restoration Fund (**\$2.6 million**), and the Proposition C Anti-Gridlock Transit Fund (\$8.2 million).

Budget, Finance and Innovation Report Item No. 25

The Council modified the Mayor’s Proposed Budget by adding funding (\$178,812) to initiate design for the Potrero Canyon Trail Project.

Budget, Finance and Innovation Report Item No. 26

The Council modified the Mayor’s Proposed Budget by adding funding (\$57,408) to support crosswalk-related scope augmentation for the North Outfall Sewer – 35 Transportation Project.

Budget, Finance and Innovation Report Item No. 27a

The Council modified the Mayor’s Proposed Budget by adding funding (\$2,145,014) to implement the Speed Hump/Speed Table for Schools Program.

Budget, Finance and Innovation Report Item No. 92a & b

The Council modified the Mayor’s Proposed Budget by deleting funding (\$1,124,750) for Street Repair and Pedestrian Improvement and adding funding in the same amount to the Bureau of Street Services for a dedicated crew to support the Bike Lane Repair and Maintenance.

- Street lighting projects, including lighting at pedestrian crosswalks as part of the Vision Zero pedestrian safety program, totaling \$2.6 million from the General Fund (\$2.1 million), SB1 Fund (\$0.4 million), and Measure M Local Return Fund (\$0.1 million).

	2022-23 Adopted Budget	2023-24 Adopted Budget
WATERSHED MANAGEMENT PROJECT		
In 2023-24, funds are provided from the General Fund (\$771,812), the SB1 Fund (\$14,382,288), and the Measure W Local Return Fund (\$16,400,500) for 10 water quality improvement projects and eight flood control projects.	\$ 21,735,719	\$ 31,554,600
Total – Watershed Management Projects	<u>\$ 21,735,719</u>	<u>\$ 31,554,600</u>
STREET PROJECTS		
Street Repair and Pedestrian Improvement	\$ 91,938,062	\$ 105,304,904
<p>In 2023-24, funds are provided from the General Fund (\$16,178,631), SB1 Fund (\$57,136,666), Measure M Local Return Fund (\$17,564,357), and Measure R Local Return Fund (\$3,612,913), Street Damage Restoration Fee Fund (\$2,643,089), and Proposition C Anti-Gridlock Transit Fund (\$8,169,248) for public safety street improvements, hillside stabilization projects, pedestrian safety projects, and the reconstruction of streets that are extensively deteriorated.</p> <p>Budget, Finance and Innovation Report Item No. 25 The Council modified the Mayor’s Proposed Budget by adding funding (\$178,812) to initiate design for the Potrero Canyon Trail Project.</p> <p>Budget, Finance and Innovation Report Item No. 26 The Council modified the Mayor’s Proposed Budget by adding funding (\$57,408) to support crosswalk-related scope augmentation for the North Outfall Sewer – 35 Transportation Project.</p> <p>Budget, Finance and Innovation Report Item No. 27a The Council modified the Mayor’s Proposed Budget by adding funding (\$2,145,014) to implement the Speed Hump/Speed Table for Schools Program.</p> <p>Budget, Finance and Innovation Report Item No. 92a & b The Council modified the Mayor’s Proposed Budget by deleting funding (\$1,124,750) for Street Repair and Pedestrian Improvement and adding funding in the same amount to the Bureau of Street Services for a dedicated crew to support the Bike Lane Repair and Maintenance.</p>		
CONTINGENCIES	\$ 1,000,000	\$ 1,000,000
<p>Funds are provided from the General Fund (\$400,000) and the Measure M Local Return Fund (\$600,000) for eligible Physical Plant projects. The City Administrative Officer may approve transfers from the Contingencies Account to any project previously approved by the Mayor and Council within the CTIEP.</p>		
Total – Street Projects	<u>\$ 92,938,062</u>	<u>\$ 106,304,904</u>

CTIEP – Physical Plant

	2022-23	2023-24
	Adopted Budget	Adopted Budget
STREET LIGHTING PROJECTS		
In 2023-24, funds are provided from the General Fund (\$2,050,000), SB1 Fund (\$400,000), and the Measure M Local Return Fund (\$125,000) for general benefit street lighting improvement, for maintenance and replacement of existing general benefit lighting, and for conversion of the high voltage lighting system to a low voltage system.	\$ 5,660,000	\$ 2,575,000
Total – Street Lighting Projects	<u>\$ 5,660,000</u>	<u>\$ 2,575,000</u>
CAPITAL AND TECHNOLOGY IMPROVEMENT EXPENDITURE PROGRAM – PHYSICAL PLANT	<u>\$ 120,333,781</u>	<u>\$ 140,434,504</u>

WATERSHED MANAGEMENT PROJECTS

The capital improvements listed in this section are funded from the General Fund, Measure W Local Return Fund, and the SB1 Fund.

PROJECT TITLE	CATEGORY*	EI*	GI* ACTIVITY**	2023-24 AMOUNT
18th Street & 19th Street Near Walker Avenue	1	6	- C	\$ 4,673,700

Funding is provided by the SB1 Fund to install approximately 2,400 linear feet of 48-inch reinforced concrete pipe (RCP) along 19th St between 18th Street & Walker Ave and along 18th Street between Walker Ave and Meyler Street. This work will include constructing approximately 300 linear feet of 18-inch pipe connecting the proposed new curb opening catch basins to the main line maintenance hole and junction structures. This project will alleviate flooding and improve safety of vehicle and pedestrian traffic.

Ballona Creek TMDL Project (Low Flow Treatment Facilities #1 and #2)	2,3,5	3	✓+ C	\$ 5,500,000
---	--------------	----------	-------------	---------------------

Funding is provided by the Measure W Local Return Fund for the retrofitting of the existing City of Los Angeles North Outfall Treatment Facility to a water quality facility that provides a combination of treat-and-release and water diversion functions during dry weather conditions in the Ballona Creek Watershed.

Century Blvd and Gramercy Place Storm Drain	1	6	- C	\$ 500,000
--	----------	----------	------------	-------------------

Funding is provided by SB1 Fund to construct 2,400 linear feet of 24-inch diameter storm drain along Century Blvd from Van Ness Ave and Gramercy Place. This project will alleviate flooding and improve safety of vehicle and pedestrian traffic.

Corrugated Metal Pipe Replacement	1	3	- D	\$ 500,000
--	----------	----------	------------	-------------------

Funding is provided to replace corrugated metal pipes to proactively manage liability associated with hillside erosion and slope instability.

Dickens St at Kester Ave Storm Drain	1	6	✓ D	\$ 260,363
---	----------	----------	------------	-------------------

Funding is provided by the SB1 Fund to construct new catch basins at the intersection of Dickens St and Kester Ave and connect to the existing 45-inch pipe east of Dickens St. This project will alleviate flooding and improve safety of vehicle and pedestrian traffic.

E. 6th St. Green Infrastructure Corridor	2,3,5	7	✓+ C	\$ 1,750,500
---	--------------	----------	-------------	---------------------

Funding is provided by the Measure W Local Return Fund for the installation of drywells, street trees, and bioswales to capture, treat, and infiltrate dry weather and wet weather runoff from a 23-acre drainage area.

Eldridge – Harding Storm Drain (Mission College)	1	6	- C	\$ 4,351,250
---	----------	----------	------------	---------------------

Funding is provided by the SB1 Fund to extend the storm drain roughly 1,900 linear feet with 54-inch reinforced concrete pipe (RCP) and 340 linear feet of 18-in RCP. This project will alleviate flooding and improve safety of vehicle and pedestrian traffic.

Haynes Street Greenway	1,3	6	✓+ C	\$ 500,000
-------------------------------	------------	----------	-------------	-------------------

Funding is provided by the Measure W Local Return Fund for the design and construction of a pocket park/ greenway located within the Los Angeles River watershed, at 19941 West Haynes Street, adjacent to the Los Angeles River. Improvements will include vegetated fencing, landscaping, and irrigation. This is phase one of two phases.

* "1" Health & Safety, "2" Legal Mandate, "3" Resiliency and Sustainability, "4" Operations and Cost Savings, "5" Equitable Community and Economic Sustainability/Social Equity. "EI" Social Equity Index (See CTIEP Summary for EI definition). "GI" Green Investment ("+" Climate Element).

** "PP" preliminary study. "D" design. "C" construction work. "R/W" land or building acquisition. "P/C" post-construction.

WATERSHED MANAGEMENT PROJECTS (cont.)

PROJECT TITLE	CATEGORY*	EI*	GI*	ACTIVITY**	2023-24 AMOUNT
La Cienega Blvd Green Infrastructure Corridor	2,3	5	✓+	C	\$ 1,000,000
Funding is provided by the Measure W Local Return Fund for the installation of several types of stormwater capture and permeability-promoting features along La Cienega Boulevard to improve stormwater management infiltration and community enhancements.					
LA River Low Flow Diversion (Compton Creek LFD)	2,3,5	3	✓+	C	\$ 2,500,000
Funding is provided by the Measure W Local Return Fund for the installation of a low flow diversion structure to convey dry weather flow to the sewer and nearby Hyperion Water Reclamation Plant.					
Lankershim Blvd Local Area Urban Flow Management Network	1,3,5	8	✓+	D	\$ 3,000,000
Funding is provided by the SB1 Fund to install infrastructure along Lankershim Blvd to improve stormwater management, infiltration, and community enhancement.					
Machado Lake Ecosystem Rehabilitation (Oxygenation)	2,3,5	5	✓+	D	\$ 100,000
Funding is provided to secure the oxygenation line to the bottom of the lake to ensure the oxygenation system is working properly and to comply with water quality permits.					
Mission and Jesse Green Parking Lot	2,3	3	✓+	C	\$ 2,050,000
Funding is provided by the Measure W Local Return Fund to provide approximately 20 street trees, eight bioswales, 10 murals, one pet waste station with trash container, and public education signage. The street trees and bioswales will be designed to include applicable soil media for stormwater bioretention.					
Montecito Drive to Latrobe Street Storm Drain	1	6	-	C	\$ 1,096,975
Funding is provided by the SB1 Fund to construct a 210 feet of 18" diameter pipe from 1477 Montecito Drive to 3874 Latrobe Street within an existing 12' storm drain easement. This project will prevent runoff from overflowing to the downhill properties, resulting in slope erosion and mudflow threatening downslope properties.					
Penmar Water Quality Improvement Phase III	2	0	-	-	\$ 171,812
Funding is provided to reimburse the Proposition O Bond Program for expenditures following cancelation of the project.					
Pleasant View Ave at California Ave Storm Drain	1	4	-	C	\$ 500,000
Funding is provided by the SB1 Fund to construct a storm drain at California Ave and Pleasant View Ave. This project will alleviate flooding and improve safety of vehicle and pedestrian traffic.					
Reseda Boulevard Alley Green Street Project	2,3	3	✓+	C	\$ 2,500,000
Funding is provided by the Measure W Local Return Fund to capture, treat, divert, and use water. This will reduce runoff into storm drains which flow into Aliso Canyon Wash.					

* "1" Health & Safety, "2" Legal Mandate, "3" Resiliency and Sustainability, "4" Operations and Cost Savings, "5" Equitable Community and Economic Sustainability/Social Equity. "EI" Equity Index (See CTIEP Summary for EI definition). "GI" Green Investment. ("+" Climate Element).

** "PP" preliminary study. "D" design. "C" construction work. "R/W" land or building acquisition. "PC" post-construction.

WATERSHED MANAGEMENT PROJECTS (cont.)

PROJECT TITLE	CATEGORY*	EI*	GI*	ACTIVITY**	2023-24 AMOUNT
Sepulveda Green Median	2,	4	✓+	C	\$ 600,000
<p>Funding is provided by the Measure W Local Return Fund to construct a 1,300 foot median re-envisioned as an urban green passageway providing needed public access/connectivity along this urban dense corridor in addition to creating an aesthetic landscape buffer to the local neighborhood.</p>					
Subtotal Watershed Management Projects					<u>\$ 31,554,600</u>

* "1" Health & Safety, "2" Legal Mandate, "3" Resiliency and Sustainability, "4" Operations and Cost Savings, "5" Equitable Community and Economic Sustainability/Social Equity. "EI" Equity Index (See CTIEP Summary for EI definition). "GI" Green Investment. ("+" Climate Element).

** "PP" preliminary study. "D" design. "C" construction work. "R/W" land or building acquisition. "PC" post-construction.

STREET PROJECTS

The capital improvements listed in this section are funded from the General Fund, the SB 1 Fund, the Measure M Local Return Fund, the Measure R Local Return Fund, the Street Damage Restoration Fee Fund, and the Proposition C Anti-Gridlock Transit Fund.

PROJECT TITLE	CATEGORY*	EI*	GI*	ACTIVITY**	2023-24 AMOUNT
----------------------	------------------	------------	------------	-------------------	-----------------------

1st St Bridge Over Figueroa St	1,3,4	8	-	D	\$ 1,500,000
---------------------------------------	--------------	----------	----------	----------	---------------------

Funding is provided by the SB1 Fund to design the replacement of the bridge. The City will apply for grants for construction funding. The full cost of the bridge replacement is estimated between \$15 million and \$25 million.

2016 Earmark Exchange Program Pedestrian Safety Improvement Project E1701D	1,3	8	-	C	\$ 492,000
---	------------	----------	----------	----------	-------------------

Funding is provided by the Measure M Local Return Fund to install one new scramble crosswalk, one new signal, four pedestrian hybrid beacons, one pedestrian activated yellow flashing beacon, traffic improvements at two locations, and leading pedestrian intervals at 22 locations Citywide.

2nd Street Tunnel Safety Maintenance and Cleaning	1,2,4	5	-	C	\$ 76,000
--	--------------	----------	----------	----------	------------------

Funding is provided to maintain various safety mechanisms within the tunnel.

3rd Street Tunnel Safety Maintenance and Cleaning	1,2,4	5	-	C	\$ 81,000
--	--------------	----------	----------	----------	------------------

Funding is provided to maintain various safety mechanisms within the tunnel.

41st Dr. Street Improvement Project	1	7	-	C	\$ 438,750
--	----------	----------	----------	----------	-------------------

Funding is provided by the Measure M Local Return Fund to reconstruct deteriorated concrete pavement, and improve broken curbs, sidewalks, driveways, and ramps on 41st Dr from Hoover to Figueroa.

67th St. Street Improvement Project	1	7	-	C	\$ 438,750
--	----------	----------	----------	----------	-------------------

Funding is provided by the Measure M Local Return Fund to reconstruct deteriorated concrete pavement, improve broken curbs, sidewalks, driveways, and curb ramps on 67th Street from 8th Ave to 11th Ave.

Active Transportation Program Funding Gaps	1,3	6	✓+	C	\$ 2,000,000
---	------------	----------	-----------	----------	---------------------

Funding is provided by the Measure M Local Return Fund to cover funding gaps for various Active Transportation projects.

Alleys	1	-	-	C	\$ 1,000,000
---------------	----------	----------	----------	----------	---------------------

Funding is provided by the Measure M Local Return Fund to repair, pave, improve, and/or maintain various alleys throughout the City.

Avenue 53 (410 N.) Bulkhead	1	5	-	C	\$ 792,000
------------------------------------	----------	----------	----------	----------	-------------------

Funding is provided by the SB1 Fund to construct a bulkhead and to reconstruct a portion of the roadway due to settlement. This project will provide lateral support to the roadway and ensure public safety.

* "1" Health & Safety, "2" Legal Mandate, "3" Resiliency and Sustainability, "4" Operations and Cost Savings, "5" Equitable Community and Economic Sustainability/Social Equity. "EI" Equity Index (See CTIEP Summary for EI definition). "GI" Green Investment. ("+" Climate Element).

** "PP" preliminary study. "D" design. "C" construction work. "R/W" land or building acquisition. "PC" post-construction.

STREET PROJECTS (cont.)

PROJECT TITLE	CATEGORY*	EI*	GI*	ACTIVITY**	2023-24 AMOUNT
Bedel Retaining Wall	1	6	-	D	\$ 1,000,000
Funding is provided to install a new debris wall.					
Bedel Street	1	6	-	D	\$ 146,000
Funding is provided by the Measure M Local Return Fund to restore lateral support to a portion of Bedel Street due to soil erosion.					
Bike Lane Repair and Maintenance	1,3,5	6	✓+	C	\$ 3,075,250
Funding is provided by the Street Damage Restoration Fee Fund (\$2,643,089) and Measure R Local Return Fund (\$432,161) for the repair and maintenance of bicycle lanes to ensure public safety.					
Budget, Finance and Innovation Report Item No. 92a & b - The Council modified the Mayor's Proposed Budget by deleting funding (\$1,124,750) for Street Repair and Pedestrian Improvement and adding funding in the same amount to the Bureau of Street Services for a dedicated crew to support the Bike Lane Repair and Maintenance.					
Bikeway General Maintenance	1	6	✓+	C	\$ 150,000
Funding is provided by the SB1 Fund to maintain bike paths throughout the City to ensure the safety of pedestrians and bicyclists.					
Bridge Repair and Maintenance	1,3,4	8	✓	D/C	\$ 3,500,000
Funding is provided by the Measure M Local Return Fund to establish an annual bridge maintenance program to make minor structural repairs and provide preventative maintenance to City bridges to provide for public safety.					
Broadway South: A One Infrastructure Project	1,3,5	10	✓+	D	\$ 2,500,000
Funding is provided by the SB1 Fund to assist with transforming West Manchester Avenue and South Broadway into corridors of open space that are safer, more mobile, and sustainable.					
Browning Blvd. (1700) Pedestrian Tunnel Closure	1	5	-	C	\$ 455,360
Funding is provided to demolish the pedestrian tunnel entrance at both ends and install a metal decking poured with concrete to seal the existing stairwells. The surrounding improvements include constructing an Americans with Disabilities Act (ADA) compliant sidewalk to provide full width access to pedestrians, replacement of curbs, gutters, sidewalks, driveway(s), and asphalt as needed.					
Central Avenue Pedestrian Improvements	1	7	✓	C	\$ 6,600,000
Funding is provided by the SB1 Fund for this project on Central Ave between 21St and 58th St. The project includes a new traffic signal, curb, access ramps, striping, continental crosswalks, curb extensions, pedestrian lighting, bus benches, flashing beacons at crosswalks, speed feedback signs, and utility relocations.					
Central Avenue Streetscape	1	7	✓	C	\$ 1,500,000
Funding is provided by the SB1 Fund for this project on Central Ave between 22nd St and Vernon Ave. The project includes a new traffic signal, curb, access ramps, striping, continental crosswalks, curb extensions, pedestrian lighting, bus benches, flashing beacons at crosswalks, speed feedback signs, and utility relocations.					

* "1" Health & Safety, "2" Legal Mandate, "3" Resiliency and Sustainability, "4" Operations and Cost Savings, "5" Equitable Community and Economic Sustainability/Social Equity. "EI" Equity Index (See CTIEP Summary for EI definition). "GI" Green Investment. ("+" Climate Element).

** "PP" preliminary study. "D" design. "C" construction work. "R/W" land or building acquisition. "PC" post-construction.

STREET PROJECTS (cont.)

PROJECT TITLE	CATEGORY*	EI*	GI*	ACTIVITY**	2023-24 AMOUNT
----------------------	------------------	------------	------------	-------------------	-----------------------

Chandler Bike Way Community Connectivity Projects	3	3	✓+	D/C	\$ 600,000
--	----------	----------	-----------	------------	-------------------

Funding is provided to construct a low-stress bikeway connection to close a 3.1 mile gap between Orange Line and Chandler Bike paths. This project will remove existing small wedge islands, restripe street parking, and add a transit island.

Cimarron St. East Alley Reconstruction	1	6	-	D	\$ 274,147
---	----------	----------	----------	----------	-------------------

Funding is provided to reconstruct the existing east alley along Cimarron Street between 48th Street and Vernon Avenue.

Connecting San Pedro Pedestrian Improvements and Multimodal Access	1	5	✓	C	\$ 6,000,000
---	----------	----------	----------	----------	---------------------

Funding is provided by the SB1 Fund to provide ADA compliant curb ramps, cross walks, curb extensions, pedestrian security lighting, and bicycle racks.

Contingency	1	8	-	C	\$ 1,000,000
--------------------	----------	----------	----------	----------	---------------------

Funding is provide by the Measure M Local Return Fund (\$600,000) and General Fund (\$400,000) for unanticipated shortfalls and other capital needs during the fiscal year.

Curb Ramp Design at Marked Uncontrolled Crosswalks	1,5	6	-	D	\$ 1,500,000
---	------------	----------	----------	----------	---------------------

Funding is provided by the Measure M Local Return Fund for the design of curb ramps for 50 intersections with uncontrolled marked crosswalks to be upgraded with flashing beacons.

Degnan Blvd. Street Improvement Project	1	8	✓	C	\$ 2,600,979
--	----------	----------	----------	----------	---------------------

Funding is provided by the SB1 Fund to provide for street improvements and reconstruction of the east and west sidewalks along Degnan Blvd between 43rd Street and 43rd Place.

Dell Avenue Bridge Replacements over Venice Canals	1,3,4	6	✓	C	\$ 800,000
---	--------------	----------	----------	----------	-------------------

Funding is provided by the SB1 Fund to replace four deteriorating bridges along Dell Avenue over the Venice canals.

Erosion Control for Hillside Damage (FY 23-24)	1	6	-	C	\$ 3,500,000
---	----------	----------	----------	----------	---------------------

Funding is provided by the Proposition C Anti-Gridlock Transit Fund to address emergency repair projects due to soil erosion.

Figueroa Mobility	1	-	✓	D/C	\$ 675,000
--------------------------	----------	----------	----------	------------	-------------------

Funding is provided to improve mobility access for Figueroa Street.

Flashing Beacons or Traffic Control Devices at Uncontrolled Crosswalks - Batch 1	1	6	-	C	\$ 2,500,000
---	----------	----------	----------	----------	---------------------

Funding is provided by the Measure M Local Return Fund for construction of traffic control devices at 25 uncontrolled crosswalks.

* "1" Health & Safety, "2" Legal Mandate, "3" Resiliency and Sustainability, "4" Operations and Cost Savings, "5" Equitable Community and Economic Sustainability/Social Equity. "EI" Equity Index (See CTIEP Summary for EI definition). "GI" Green Investment. ("+" Climate Element).

** "PP" preliminary study. "D" design. "C" construction work. "R/W" land or building acquisition. "PC" post-construction.

STREET PROJECTS (cont.)

PROJECT TITLE	CATEGORY*	EI*	GI*	ACTIVITY**	2023-24 AMOUNT
Fletcher Drive and La Clede Avenue	1	6	-	C	\$ 1,465,868
Funding is provided by the SB1 Fund to reconstruct the sidewalk, pavement, curb and gutter; to replace the storm drains and catch basins; to relocate street lights; and to install handrails on both sides of the street.					
Foothill Blvd. (12061) and Pierce Street Tunnel	1	8	-	D/C	\$ 172,307
Funding is provided to close the Pierce Street Tunnel on both sides due to safety concerns for the surrounding community.					
Glendale-Hyperion Complex of Bridges	1,4	6	-	C	\$ 913,000
Funding is provided by the Measure R Local Return Fund to seismically retrofit and rehabilitate the existing viaduct complex along the Hyperion Avenue and Glendale Boulevard historic corridor.					
Hollenbeck Park Adjacent to I-5 - Clean California Grant Project	1,3,5	7	✓+	C	\$ 2,500,000
Funding is provided to add new sidewalks and pedestrian lighting to provide a safe path of travel along the east and south perimeter of the park.					
Hollywood Walk of Fame	3,5	8	✓+	D/C	\$ 4,000,000
Funding is provided by the Proposition C Anti-Gridlock Transit Fund to assist with front-funding the Los Angeles Metropolitan Authority (Metro) Active Transportation Grants for the Hollywood Walk of Fame Master Plan and to provide partial gap funding.					
HSIP Cycle 7 Great St. Crenshaw Blvd Improvements - Florence and 79th Street	1	10	✓+	C	\$ 688,080
Funding is provided by the SB1 Fund to construct curb extensions and center median islands at selected locations between Florence and 78th Street. Improvements include new medians with street trees, new rapid flashing beacons, new curb extensions, and signal changes.					
Kinney Street Improvements Project	1,4	5	-	C	\$ 3,000,000
Funding is provided by the SB1 Fund to restore safe passage for vehicles by widening the street to a uniform 20-foot wide street section with curb and gutter, improving the turning radius at the knuckle area, reconstructing the pavement, adding catch basins, and improving the drainage system.					
K-Line Pedestrian Linkage	3,5	3	✓+	D/C	\$ 3,714,776
Funding is provided to develop public space to encourage community health through street linkages that encourage pedestrian traffic between Slauson and Leimert.					
La Brea Ave Street Improvements Complete Street	1,3	10	✓+	D	\$ 625,000
Funding is provided by the Measure M Local Return Fund to repair damaged street pavement, curb, gutter, and sidewalks, create ADA compliant curb ramps, and install Vision Zero safety elements.					

* "1" Health & Safety, "2" Legal Mandate, "3" Resiliency and Sustainability, "4" Operations and Cost Savings, "5" Equitable Community and Economic Sustainability/Social Equity. "EI" Equity Index (See CTIEP Summary for EI definition). "GI" Green Investment. ("+" Climate Element).

** "PP" preliminary study. "D" design. "C" construction work. "R/W" land or building acquisition. "PC" post-construction.

STREET PROJECTS (cont.)

PROJECT TITLE	CATEGORY*	EI*	GI*	ACTIVITY**	2023-24 AMOUNT
La Cienega Blvd Streetscape	1	-	-	D	\$ 112,000
Funding is provided by the Proposition C Anti-Gridlock Transit Fund to provide streetscape elements on La Cienega Blvd.					
Lemarsh Street/Gladbeck Avenue/Mayall Street/Yolanda Avenue	2,5	6	-	D/C	\$ 2,280,000
Funding is provided by the SB1 Fund to remediate non-ADA compliant pedestrian facilities to ensure public safety.					
Los Angeles River Way-San Fernando Valley Completion Project (Vanalden to Balboa)	1,3,5	6	✓+	C	\$ 1,106,999
Funding is provided to construct a Class I bike path and greenway along the LA River from Vanalden Ave. to Balboa Blvd.					
Low Flow Fish Habitat Reach 8A Pilot Project	1,3,5	4	✓	C	\$ 75,000
Funding is provided to pilot the first modification of the Los Angeles River concrete flood channel to promote the passage of fish and provide a corresponding ecological benefit.					
Los Angeles River Ecosystem Restoration and Recreation Acquisition Efforts	3,5	8	✓+	PP	\$ 285,000
Funding is provided to restore hundreds of acres of habitat and access to nature along an 11-mile stretch of the River from the northern edge of Griffith Park to 1st Street in Downtown LA.					
Montana St and Allesandro St	1,3	8	-	C	\$ 414,000
Funding is provided by the SB1 Fund to construct a retaining wall along with sidewalk and curb ramps on the North side of Montana Street between Allesandro Street and Mohawk Street to restore lateral support and safety to the roadway.					
Mulholland Dr (22423-22569) Bulkhead	1	-	-	C	\$ 663,000
Funding is provided by the SB1 Fund to remove a section of a failing existing timber retaining structure and replace it with a new bulkhead to provide lateral support to the existing roadway and restore safe passage to pedestrians and vehicles.					
Mulholland Drive (13150)	1	6	-	C	\$ 1,100,000
Funding is provided by the SB1 Fund to build a debris wall to address erosion at this location during the recent winter storms that caused hazardous conditions for motorists.					
North Atwater East Bank Riverway	1,3	8	✓+	C	\$ 559,018
Funding is provided to redevelop an existing 2.2 mile maintenance road by replacing the existing asphalt paving with stabilized decomposed granite to facilitate use by pedestrians, cyclists and equestrians.					

* "1" Health & Safety, "2" Legal Mandate, "3" Resiliency and Sustainability, "4" Operations and Cost Savings, "5" Equitable Community and Economic Sustainability/Social Equity. "EI" Equity Index (See CTIEP Summary for EI definition). "GI" Green Investment. ("+" Climate Element).

** "PP" preliminary study. "D" design. "C" construction work. "R/W" land or building acquisition. "PC" post-construction.

STREET PROJECTS (cont.)

PROJECT TITLE	CATEGORY*	EI*	GI* ACTIVITY**	2023-24 AMOUNT	
North Atwater Multimodal Bridge over Los Angeles River	3	8	✓+	C	\$ 2,773,253
Funding is provided by the Measure M Local Return Fund to construct a new 320-foot long cable-stayed bridge to carry pedestrian, bicycle, and equestrian traffic.					
North Broadway (3660-3830) Slope Mitigation	1	10	-	D	\$ 500,000
Funding is provided by the SB1 Fund to fund a consultant to perform a geotechnical investigation and slope stability analysis and to design a permanent slope mitigation solution for an over-steepened slope that has slough impacting the public right of way.					
North Outfall Sewer – 35 Transportation Project	1	6	-	D	\$ 57,408
Budget, Finance and Innovation Report Item No. 26 - The Council modified the Mayor’s Proposed Budget by adding funding (\$57,408) to support crosswalk-related scope augmentation for the North Outfall Sewer – 35 Transportation Project.					
Pedestrian Beacons at Memory Park Ave/Brand Blvd	1	6	-	D	\$ 225,000
Funding is provided by the SB1 Fund to install pedestrian flashing beacons at Memory Park Ave/Brand Blvd to improve pedestrian safety.					
Pedestrian Tunnel Closure at Logan Elementary School	1	8	-	D/C	\$ 394,437
Funding is provided to close the pedestrian tunnel located in front of Logan Elementary School.					
Pedestrian Tunnel Closure at Rosemont Elementary School	1	8	-	D/C	\$ 408,353
Funding is provided to close the pedestrian tunnel located in front of Rosemont Elementary School.					
Potrero Canyon Trail Project	1,5	3	-	D	\$ 178,812
Budget, Finance and Innovation Committee Report Item No. 25 - The Council modified the Mayor’s Proposed Budget by adding funding to initiate design and leverage federal funding for the Potrero Canyon Trail Project.					
Rail to Rail - 67th St and West BI Improvements	2,5	10	✓+	D/C	\$ 2,900,000
Funding is provided by the SB1 Fund (\$750,000) and the Measure M Local Return Fund (\$2,150,000) to make the final connection between the Rail to Rail project and the rail station. The executed agreement between the City and Metro for the Rail to Rail Active Transportation Corridor Project requires the City to complete this project.					
Rail to Rail Project	2,5	10	✓+	C	\$ 11,495,000
Funding is provided by the SB1 Fund to pay Metro for construction of safety measures in the public right of way associated with the project. The overall project is the construction of a bicycle and pedestrian path running along an abandoned rail line, generally parallel to Slauson Avenue, connecting the Crenshaw Line with the Blue Line. The executed agreement between the City and Metro for the Rail to Rail Active Transportation Corridor Project requires this payment to Metro.					

* "1" Health & Safety, "2" Legal Mandate, "3" Resiliency and Sustainability, "4" Operations and Cost Savings, "5" Equitable Community and Economic Sustainability/Social Equity. "EI" Equity Index (See CTIEP Summary for EI definition). "GI" Green Investment. ("+" Climate Element).

** "PP" preliminary study. "D" design. "C" construction work. "R/W" land or building acquisition. "PC" post-construction.

STREET PROJECTS (cont.)

PROJECT TITLE	CATEGORY*	EI*	GI*	ACTIVITY**	2023-24 AMOUNT
Rockledge Road near Woodland Way (2118) Bulkhead	1	6	-	C	\$ 2,212,000
Funding is provided by the SB1 Fund to remove a failing existing concrete retaining structure and replace it with a new bulkhead.					
Safety Related Drainage Projects	1	6	-	C	\$ 525,000
Funding is provided by the SB1 Fund to correct drainage problems in City streets caused by aged and worn gutters, cross-gutters, and curbs. The scope of work can include slope erosion repair, street reconstruction, installation of asphalt concrete (AC), berm or concrete curb, AC pavement, and any street remedial work.					
San Fernando Road Bridge over Tujunga Wash Replacement Project	1,3,4	6	✓	D	\$ 1,500,000
Funding is provided by the Measure M Local Return Fund for street improvement work along Ventura Blvd.					
San Marco Dr (2404) Bulkhead	1	6	-	C	\$ 1,175,000
Funding is provided by the SB1 Fund to remove a failing stacked rock wall and replace it with a new bulkhead to provide lateral support to the existing roadway and to restore safe passage to pedestrians and vehicles.					
Sepulveda Blvd. (LAX) Tunnel Safety Maintenance and Cleaning	1,2,4	5	-	C	\$ 337,000
Funding is provided for maintenance of all safety equipment in the tunnel that protects the public from life-threatening situations in the event of a power failure, fire, or other natural disaster. The scope of the maintenance and cleaning work includes fire detection system, switch gear, dewatering pumps, carbon monoxide sensors, ventilation fan system, supervisory control and data acquisition (SCADA) system, and air conditioning.					
Sherman Way Tunnel Safety Maintenance and Cleaning	1,2,4	7	-	C	\$ 133,000
Funding is provided for maintenance of all safety equipment in the tunnel that protects the public from life-threatening situations in the event of a power failure, fire, or other natural disaster. The scope of maintenance and cleaning includes service to the SCADA system, dewatering pumps, fire extinguishers, and air-conditioning system.					
Speed Hump/Speed Table for Schools Program	1,3,5	6	-	C	\$ 2,145,014
Budget, Finance and Innovation Report Item No. 27a - The Council modified the Mayor's Proposed Budget by adding funding (\$2,145,014) to implement the Speed Hump/Speed Table for Schools Program.					
Speed Table for 5600 Block - Aldama St	1	6	-	D	\$ 200,000
Funding is provided by the Proposition C Anti-Gridlock Transit Fund to install a speed table at the 5600 Block of Aldama Street.					
Sunnynook Pedestrian Bridge	1,4	6	✓+	D/C	\$ 400,000

Funding is provided to repair the bridge due to deterioration.

* "1" Health & Safety, "2" Legal Mandate, "3" Resiliency and Sustainability, "4" Operations and Cost Savings, "5" Equitable Community and Economic Sustainability/Social Equity. "EI" Equity Index (See CTIEP Summary for EI definition). "GI" Green Investment. ("+" Climate Element).

** "PP" preliminary study. "D" design. "C" construction work. "R/W" land or building acquisition. "PC" post-construction.

STREET PROJECTS (cont.)

PROJECT TITLE	CATEGORY*	EI*	GI*	ACTIVITY**	2023-24 AMOUNT
Sunset Plaza	1,3,5	6	-	D	\$ 2,000,000
Funding is provided by the Measure R Local Return Fund (\$1,642,752) and the Proposition C Anti-Gridlock Fund (\$357,248) to address erosion at this location that undercut the roadway by approximately seven feet and created downslope stability issues.					
Telfair Bridge Funding Gap	1,3	6	✓+	C	\$ 200,000
Funding is provided by the Measure M Local Return Fund for the construction of a new pedestrian/bicycle bridge along Telfair Avenue, connecting the communities separated by Pacoima Wash, and providing direct access to the proposed El Dorado Park.					
Utica Drive (8400) Bulkhead	1	3	-	C	\$ 372,000
Funding is provided by the SB1 Fund to repair a washout and prevent additional erosion by installing a new bulkhead. This project will restore lateral support to the roadway and ensure public safety.					
Victory Boulevard at Blucher Avenue	1,3,5	8	-	D/C	\$ 233,000
Funding is provided by the SB1 Fund to install a 3-foot-tall barrier and two trees at the Blucher Avenue entrance to prevent vehicles from accidentally entering into this street and hitting oncoming vehicles.					
Victory Boulevard at Firmament Avenue and Langdon Avenue	1,3	8	-	D	\$ 745,000
Funding is provided by the SB1 Fund to construct a total of 8,100 linear feet of new curbs and gutters at three locations: Langdon Avenue from Victory Boulevard to Lemay Street, Firmament Avenue from Victory Boulevard to Haynes Street, and the southeast corner of Orion Avenue and Lemay Street.					
Vista Del Mar (8255) Bulkhead	1	6	-	C	\$ 3,910,000
Funding is provided by the SB1 Fund to restore lateral support to the roadway and ensure the safety of pedestrian and vehicular traffic.					
West Jefferson Blvd. (4521) – Bus Pad and Street Improvements	1,4,5	7	-	D	\$ 142,906
Funding is provided by the Measure M Local Return Fund for the removal and replacement of a settled bus pad in front of 4521 West Jefferson Boulevard, the reconstruction of the damaged curb, sidewalk, and curb ramps along West Jefferson Boulevard between Farmdale Avenue and Chesapeake Avenue, and alley intersection improvements.					
Westwood Neighborhood Greenway Phase II	1	3	-	D	\$ 400,000
Funding is to make improvements to the public right-of-way to provide access for maintenance vehicles at both the Northside and Southside locations.					
Western Ave and Los Feliz Blvd Site Improvements	1	3	-	C	\$ 393,000
Funding is provided by the SB1 Fund to improve the barriers and raised median along Western Avenue and Los Feliz Boulevard to ensure safety of vehicular traffic.					

* "1" Health & Safety, "2" Legal Mandate, "3" Resiliency and Sustainability, "4" Operations and Cost Savings, "5" Equitable Community and Economic Sustainability/Social Equity. "EI" Equity Index (See CTIEP Summary for EI definition). "GI" Green Investment. ("+" Climate Element).

** "PP" preliminary study. "D" design. "C" construction work. "R/W" land or building acquisition. "PC" post-construction.

STREET PROJECTS (cont.)

PROJECT TITLE	CATEGORY*	EI*	GI*	ACTIVITY**	2023-24 AMOUNT
Widening San Fernando Road at Balboa Road	1	6	-	C	\$ 1,409,698
<p>Funding is provided by the SB1 Fund (\$1,127,000) and Measure M Local Return Fund (\$282,698) to widen the west side of San Fernando Road to provide a southbound right turn lane at Balboa Road to reduce delays for southbound traffic. Improvements include construction of a retaining wall, concrete curbs, gutters and sidewalks, pavement, storm drains, street trees, street lighting, and traffic signals.</p>					
Woodman Sidewalk Improvements	1	3	-	C	\$ 70,739
<p>Funding is provided by the SB1 Fund to improve the sidewalks of Woodman Avenue to ensure public safety.</p>					
Subtotal Street Projects					<u>\$ 106,304,904</u>

* "1" Health & Safety, "2" Legal Mandate, "3" Resiliency and Sustainability, "4" Operations and Cost Savings, "5" Equitable Community and Economic Sustainability/Social Equity. "EI" Equity Index (See CTIEP Summary for EI definition). "GI" Green Investment. ("+" Climate Element).

** "PP" preliminary study. "D" design. "C" construction work. "R/W" land or building acquisition. "PC" post-construction.

STREET LIGHTING PROJECTS

The capital improvements listed in this section are funded from the General Fund, the SB1 Fund, and the Measure M Local Return Fund.

PROJECT TITLE	CATEGORY*	EI*	GI*	ACTIVITY**	2023-24 AMOUNT
Architectural Lighting Maintenance	1,3	-	-	C	\$ 50,000
Funding is provided for the repair or replacement of architectural lighting for bridges, statues, trees, walls, underpasses, and medians.					
LED Street Light Retrofit Program	1,3	-	✓+	C	\$ 400,000
Funding is provided for the replacement of 20,000 existing light-emitting diode street lights that are degrading with new increased energy efficient/performance street lights throughout the City.					
Solar Lighting	1,3	2	✓+	C	\$ 1,600,000
Funding is provided for the installation of solar lighting units in areas of repeated wire and power theft.					
Stairway and Walkway Lighting Unit 10	1,3	3	-	C	\$ 400,000
Funding is provided by the SB1 Fund for the upgrade or installation of new pedestrian lighting on stairways and walkways (including tunnels and underpasses) to provide public safety. The scope of work includes installation of new conduit wires, poles, foundations, and luminaires as necessary.					
Street Lighting Improvements on DOT New and Modified Signals	1,3	3	-	C	\$ 125,000
Funding is provided by the Measure M Local Return Fund to install new street lighting to intersections in conjunction with DOT's new signal modification projects.					
Subtotal Street Lighting Projects					<u>\$ 2,575,000</u>

* "1" Health & Safety, "2" Legal Mandate, "3" Resiliency and Sustainability, "4" Operations and Cost Savings, "5" Equitable Community and Economic Sustainability/Social Equity. "EI" Equity Index (See CTIEP Summary for EI definition). "GI" Green Investment. ("+" Climate Element).

** "PP" preliminary study. "D" design. "C" construction work. "R/W" land or building acquisition. "PC" post-construction.

THIS PAGE INTENTIONALLY LEFT BLANK

CAPITAL AND TECHNOLOGY IMPROVEMENT EXPENDITURE PROGRAM

BASIS FOR THE ADOPTED BUDGET

TECHNOLOGY

The 2023-24 Adopted Budget for the Capital and Technology Improvement Expenditure Program (CTIEP) relates to prior year funding as follows:

	General Fund	Special Funds	Total Budget	MICLA	Total Program
2022-23 Adopted Budget	\$ 8,150,000	\$ 4,167,649	\$ 12,317,649	\$ 5,200,000	\$ 17,517,649
2023-24 Adopted Budget	\$12,300,000	\$5,030,000	\$17,330,000	\$--	\$17,330,000
Change from 2022-23 Budget	\$4,150,000	\$862,351	\$5,012,351	\$(5,200,000)	\$(187,649)
Percent Change	50.9%	20.7%	40.7%	(100%)	(1.1)%

On May 3, 2020, the City Council and Mayor adopted a revision to the City’s Financial Policies, which added technology infrastructure as a component of the City’s Capital and Technology Improvement Policy, formerly the Capital Improvement Policy (C.F. 19-1353). Unlike Municipal Facilities, Physical Plant, and Clean Water projects, which are budgeted centrally, technology projects are budgeted within the individual department that administers the project and are summarized herein.

To be included within the Technology CTIEP a technology project must represent a significant investment in technology infrastructure, including major technology systems. Unlike the other components of the CTIEP, which represent physical and tangible infrastructure such as sewer systems, buildings, and streets, technology infrastructure is not necessarily physical. Physical technology projects such as the replacement or installation of radio towers, network equipment, and fiber optic infrastructure are included in the Technology CTIEP. Technology CTIEP projects can also include the upgrade, replacement, or new implementation of systems, for which significant investments are in software or cloud-hosted applications that do not always have a physical component. Typically, a technology project must have a total estimated cost of \$1 million to be included in the Technology CTIEP unless the project is determined to have a significant Citywide impact. Expenditures for routine maintenance and the replacement of personal computer equipment are not eligible for inclusion in the Technology CTIEP.

Significant technology projects budgeted in the 2023-24 CTIEP include:

- Funding of \$3.6 million for infrastructure upgrades at various sites to support public safety radio communications;
- Funding of \$2.0 million for the replacement of obsolete network routers and switches that are part of the network infrastructure that provides internet access and supports the operations of various City departments; and,
- Funding of \$1.5 million for the purchase, testing, and pilot programs of Smart City products to develop Street Lighting Smart City Plan.

All items are funded by the General Fund unless otherwise noted in the descriptions on the following page.

TECHNOLOGY CTIEP PROJECTS

<p>Department of Building and Safety (DBS) – Replacement of the Code Enforcement Inspection System</p> <p>Replacement of the DBS Code Enforcement Inspection System to modernize DBS legacy systems and enable improved business processes. Funding is provided by the Building Permit Enterprise Fund.</p>	\$ 1,530,000
<p>General City Purposes – Open Data and Digital Services</p> <p>Deployment, creation, or maintenance of open data platforms and digital services that enable efficiencies, openness, and participation.</p>	1,250,000
<p>Information Technology Agency (ITA) – Public Safety Radio Infrastructure Replacement</p> <p>Infrastructure upgrades at various remote mountaintop microwave, radio, and network sites that support public safety radio communications for the Los Angeles Police Department and Los Angeles Fire Department, including 9-1-1 dispatch. Upgrades include replacement or repair of radio towers, replacement or repair to shelters that house the telecommunications equipment, upgrades to electrical capacity including new or replacement generators, and new or upgraded heating, ventilation, and air conditioning systems.</p>	3,600,000
<p>ITA – Obsolete Network Equipment Replacement</p> <p>Replacement of obsolete network routers and switches that are part of the network infrastructure that provides internet access and supports the operations of various City departments.</p>	2,000,000
<p>ITA – MyLA311 System Replacement</p> <p>Replatform of the MyLA311 system to a modern cloud-based system. Funding is provided by the Solid Waste Resources Revenue Fund.</p>	2,000,000
<p>ITA – Fire Helicopter Avionics Upgrade</p> <p>Replacement of display units required for operation in three Fire Department helicopters.</p>	950,000
<p>Public Works: Bureau of Street Lighting – Smart City and Street Lighting Technologies Initiatives</p> <p>Funding for the purchase, testing, and pilot programs of Smart City products to develop a Street Lighting Smart City Plan. Funding is provided by the Street Lighting Maintenance Assessment Fund.</p>	1,500,000
<p>Public Works: Bureau of Street Services – Enterprise Asset Management System</p> <p>Third year of development of the Enterprise Asset Management System which is the central hub of all the asset data along with business intelligence tools to be used in the planning, prioritization, management, and execution of street operations and projects.</p>	700,000
<p>Unappropriated Balance – Voice Radio System Upgrade</p> <p>Funding is set aside for the upgrade of the Fire Department radio system and replacement of all of the dispatch consoles at the primary and backup dispatch centers.</p>	3,800,000
TOTAL TECHNOLOGY	\$ 17,330,000
CAPITAL AND TECHNOLOGY IMPROVEMENT EXPENDITURE PROGRAM	

EMERGENCY OPERATIONS FUND

BASIS FOR THE ADOPTED BUDGET

The 2023-24 Adopted Budget for the Emergency Operations Fund (EOF) relates to the prior year funding as follows:

	Amount	% Change
2022-23 Adopted Budget	\$ 1,378,295	
2023-24 Adopted Budget	\$ 447,171	
Change from 2022-23 Budget	\$ (931,124)	(67.6%)

The 2023-24 Adopted EOF Budget provides funding for annual fees for software licenses, data subscriptions, phone services, equipment items and upgrades, and printing costs for emergency preparedness and response activities. This budget provides specific resources to assist the member departments of the Emergency Operations Organization to prepare for, respond to, mitigate, and recover from local emergencies such as terrorist attacks, earthquakes, fires, and other disasters. Funds in the EOF are expended by the General Manager of the Emergency Management Department, subject to the approval of the Chief of Police, who acts as the Chairperson of the Emergency Operations Board.

Appropriations	2022-23 Adopted Budget	2023-24 Adopted Budget
Printing and Binding – Includes funding for publication of print materials for community events and EOC activations.	\$ 15,000	\$ 7,000
Contractual Services – Includes funding for the EOC audio/video maintenance, EOC Training Room audio/video upgrades, annual fees for software licenses, data subscriptions and multi-factor authentication services, urgent needs for emergency situations and incidents not at the level of a Declaration of Emergency, and the Local Hazard Mitigation Plan update.	1,449,325	545,679
Office and Administrative – Includes funding for EOC software upgrades, facility upgrades, and annual fees for ArcGIS software and satellite phone services.	-	86,992
Budget, Finance and Innovation Report Item No. 42 The Council modified the Mayor’s Proposed Budget by adding \$1,500 to translate emergency alert templates.		
Other Operating Equipment – Includes funding for Bi-Directional Amplifier for the EOC.	93,007	-
Reduction in Total Appropriation – Prior year savings are used to reduce total General Fund appropriations for the EOF.	(179,037)	(192,500)
TOTAL APPROPRIATIONS	\$ 1,378,295	\$ 447,171

THIS PAGE INTENTIONALLY LEFT BLANK

ETHICS COMMISSION

PUBLIC MATCHING CAMPAIGN FUNDS TRUST FUND

BASIS FOR THE ADOPTED BUDGET

The 2023-24 Adopted Budget for the Public Matching Campaign Funds Trust Fund (the Trust Fund) relates to prior year funding as follows:

	Amount	% Change
2022-23 Adopted Budget	\$ 3,667,173	
2023-24 Adopted Budget	\$ 4,036,552	
Change from 2022-23 Budget	\$ 369,379	10.1%

Charter section 471(c)(1) requires an annual General Fund appropriation to the Trust Fund equal to the current value of \$2 million in 1991 dollars. The current value is determined using the Consumer Price Index (CPI) for all consumer items other than housing for the metropolitan statistical area of Los Angeles-Long Beach-Anaheim, CA. The annual appropriation must be adjusted each year to reflect changes in the CPI since 1991. The required appropriation amount for 2023-24 is \$4,036,552.

Charter section 471(c)(1) provides that the City Council, by two-thirds vote, may reduce or withhold the Trust Fund's annual appropriation if all of the following occur: (1) the City Council declares a fiscal emergency by resolution for that fiscal year; (2) the Trust Fund balance is at least \$8 million in 1991 dollars adjusted for CPI; and (3) the City Council has considered the Ethics Commission's analysis on projected costs and public funding needs for the next four years. For 2023-24, \$8 million in 1991 dollars, adjusted for CPI is \$16,146,209.

Charter section 471(c)(2) provides that City Council, by two-thirds vote, may temporarily transfer money from the Trust Fund to meet other obligations if all of the following occur: (1) the City Council declares a fiscal emergency by resolution for that fiscal year; (2) the City Council has considered the Ethics Commission's analysis on projected costs and public funding needs for the next four years; and (3) the transferred funds are limited to funds that exceed a minimum balance of \$8 million in 1991 dollars adjusted for CPI. The transferred funds must be reimbursed to the Trust Fund upon the earlier of the date the Ethics Commission determines that the funds are needed or the end of the next fiscal year.

The Ethics Commission projects total payouts of \$4.35 million in 2023-24 for the special 2023 primary and general elections in City Council District 6, as well as the regular 2024 primary elections for the seven, even-numbered City Council seats. The Trust Fund balance is expected to be approximately \$16.3 million on June 30, 2023.

The City Council has not declared a fiscal emergency by resolution for 2023-24; therefore, the required appropriation for the Public Matching Campaign Funds Trust Fund for 2023-24 is \$4,036,552.

2023-24 Minimum Fund Balance required to reduce or withhold annual appropriation:	\$16,146,209
Estimated balance on June 30, 2023:	\$16,300,000
Required appropriation for 2023-24:	\$4,036,552
Estimated balance on July 1, 2023:	\$20,336,552

THIS PAGE INTENTIONALLY LEFT BLANK

GENERAL CITY PURPOSES

BASIS FOR THE ADOPTED BUDGET

The 2023-24 Adopted Budget for General City Purposes (GCP) relates to prior year funding as follows:

	Amount	% Change
2022-23 Adopted Budget	\$ 266,090,725	
2023-24 Adopted Budget	\$ 476,734,290	
Change from 2022-23 Budget	\$ 210,643,565	79.2%

The GCP provides funding for the costs of special services or purposes not readily chargeable to a specific department of the City, including items related to the Promotion of the Image of the City, Governmental Services, and Intergovernmental Relations. The contracts and programs included within the GCP will be monitored by various City departments. These monitoring departments and the City Clerk are responsible for drafting appropriate contracts (subject to the approval of the City Attorney) and presenting them to the contractors for execution. These departments also handle contract compliance and payment request approvals. At the conclusion of every contract, the monitoring departments perform initial and final contract close-out reviews. In addition to contract monitoring, the Office of the City Clerk is responsible for assuring Citywide consistency in the GCP Program.

PROMOTION OF THE IMAGE OF THE CITY

Financial support for advertising the merits of the City in connection with such events as conventions, parades, official visits of foreign dignitaries, or any other special events or projects that would either create tourism in the City or result in favorable advertising or publicity of the merits of the City.

<u>Program Changes</u>	<u>2022-23 Adopted Budget</u>	<u>Change From 2022-23 Budget</u>	<u>2023-24 Adopted Budget</u>
Other Changes or Adjustments			
Administered by: City Clerk			
1. Council District Community Services. This allocation enables each Council office to fund services that directly benefit the public within the Council District including community clean-up and graffiti removal services. Council offices also provide funds for community events, community programs, and non-profit organizations.	\$ 1,418,000	\$ -	\$ 1,418,000
2. Official Visits of Dignitaries. The City Clerk will expend funds as authorized and directed by the Mayor and the President of the City Council.	18,000	-	18,000

2022-23 Program Budget	\$ 1,436,000
Changes in Program Level	\$ -
ADOPTED 2023-24 PROGRAM BUDGET	\$ 1,436,000

GOVERNMENTAL SERVICES PROGRAM

Governmental services required for legislative, economic, or governmental needs not specifically allocated to particular operating departments. These diverse services include, but are not limited to, official notices, recording fees, legislative, economic, or governmental purposes, and governmental meetings.

<u>Program Changes</u>	<u>2022-23 Adopted Budget</u>	<u>Change From 2022-23 Budget</u>	<u>2023-24 Adopted Budget</u>
Non-discretionary Changes			
Administered by: Controller			
3. Medicare Contributions. This allocation is for the City's contribution to the hospital insurance portion of the Federal Insurance Contributions Act tax. Congress mandated participation of all state and local employees hired on or after April 1, 1986 in the Medicare system. Employers and employees are required to make matching contributions of 1.45 percent of gross wage earnings. Funding is increased to reflect an increase in gross wage earnings and the projected number of employees subject to Medicare.	\$ 60,974,635	\$ 1,225,778	\$ 62,200,413
4. Social Security Contributions. The City is required to pay the Social Security tax for all part-time employees who are not members of the Los Angeles City Employees Retirement System (LACERS) or participants in the Pensions Savings Plan. Funding is decreased to account for a lower number of Social Security participants in 2023-24.	2,027,421	(261,227)	1,766,194
Administered by: Personnel			
5. Pensions Savings Plan. Approximately 4,000 to 5,000 employees participate in the Pensions Savings Plan, which complies with the provision of the Federal Omnibus Budget Reconciliation Act requiring employees to be either members of a qualified retirement plan or Social Security. Individuals who become permanent employees, such as police and fire recruits, can transfer the contributed amounts into the City's Deferred Compensation Plan. The Personnel Department and the Deferred Compensation Plan Advisory Committee administer the plan with the assistance of an outside administrator selected through a competitive bid process. The cost of administration comes from investment earnings. Funding is increased to reflect an increase in gross wage earnings and the projected number of Pensions Savings Plan participants in 2023-24.	2,428,896	446,711	2,875,607

<u>Program Changes</u>	<u>2022-23 Adopted Budget</u>	<u>Change From 2022-23 Budget</u>	<u>2023-24 Adopted Budget</u>
Other Changes or Adjustments			
Administered by: Aging			
6. Aging Programs Various. The 2022-23 Budget included funding for the Department of Aging for the Family Caregiver Program, Elder Abuse Prevention Program, and other Older Americans Act support programs. The 2023-24 Budget includes funding for this purpose in the Aging budget.	\$ 192,000	\$ (192,000)	\$ -
7. Congregate Meals for Seniors. The 2022-23 Budget included Citywide funding for senior meals and supplements the Older Americans Act grant funds. The 2023-24 Budget includes funding for this purpose in the Aging budget.	813,615	(813,615)	-
8. Home-Delivered Meals for Seniors. The 2022-23 Budget included funding for home-delivered meals for seniors and supplements Older Americans Act grant funds. The 2023-24 Budget includes funding for this purpose in the Aging budget.	2,667,230	(2,667,230)	-
Administered by: Chief Legislative Analyst			
9. Council Community Projects. This allocation funds specific community programs in various Council Districts. The selection of these programs are based on anticipated community outcomes.	9,352,814	6,105,147	15,457,961
<p>Budget, Finance and Innovation Report Item No. 50 The Council modified the Mayor's Proposed Budget by adding one-time funding in the amount of \$150,000 to assist the Jewish Federation Community Safety Initiative for security support for Jewish institutions, pursuant to C.F. 23-0195.</p>			
Administered by: Chief Legislative Analyst and City Administrative Officer			
10. Clean Streets - Related Costs. The Clean Streets Program addresses illegal dumping, alleyway cleanups, and homeless encampments. The General City Purposes funding for this program reimbursed the Solid Waste Resources Revenue Fund for vehicle fuel, vehicle depreciation, and fleet maintenance expenses. Funding in General City Purposes is not provided in 2023-24, as all costs are included in the Bureau of Sanitation budget.	343,826	(343,826)	-

<u>Program Changes</u>	<u>2022-23 Adopted Budget</u>	<u>Change From 2022-23 Budget</u>	<u>2023-24 Adopted Budget</u>
11. Justice Fund. This allocation funds the Los Angeles Justice Fund, which provides non-profit legal representation for undocumented, low-income individuals and families facing removal proceedings. As prior year funding is available, a new appropriation in 2023-24 is not provided.	\$ 2,000,000	\$ (2,000,000)	\$ -
12. Lifeline Reimbursement Program. This allocation reimburses the Solid Waste Resources Revenue Fund (SWRRF) (\$6,100,000), Sewer Construction and Maintenance (SCM) Fund (\$4,200,000) and Multi-Family Bulky Item (MFBI) Fund (\$320,000) for costs attributed to the Solid Waste Fee Lifeline Rate Program and the low-income subsidy for the Sewer Service Charge (SSC). Funding for the SWRRF program reflects a 30 percent subsidy for participating senior citizens aged 62 and over and individuals with disabilities who meet qualifying income levels. The SSC provides an approximate 31 percent discount for low-income customers for the first 900 cubic feet of wastewater discharge. Funding for MFBI Lifeline and Low-Income Program reflects a 31 percent subsidy for low-income residents as well as an exemption to senior citizens and individuals with disabilities who meet qualifying income levels. In consideration of Proposition 218, the City cannot subsidize these programs with revenues from ratepayers. The City must therefore offset costs for these programs from a non-restricted revenue source. As prior year funds are available, funding is decreased in 2023-24.	10,820,000	(200,000)	10,620,000
13. Solid Waste Fee Reimbursement. This allocation reimburses the Solid Waste Resources Revenue Fund (SWRRF) for costs attributed to solid resources collection and disposal service to other City departments and special events. In consideration of Proposition 218, the City cannot subsidize these costs with revenues from residential ratepayers. The City must, therefore, offset the cost of these activities from a non-SWRRF revenue source. Funding is increased to maintain service levels and address previous funding shortfalls.	3,400,000	1,200,000	4,600,000
14. Special Event Fee Subsidy - Citywide. This allocation is to balance the cost of special events with the need to support community and neighborhood events.	817,000	-	817,000

<u>Program Changes</u>	<u>2022-23 Adopted Budget</u>	<u>Change From 2022-23 Budget</u>	<u>2023-24 Adopted Budget</u>
Administered by: City Clerk			
15. Affinity Groups for Career Development. Budget, Finance and Innovation Report Item No. 51 The Council modified the Mayor's Proposed Budget by adding one-time funding in the amount of \$200,000 for mentorship programs, conferences, and other career development efforts offered by affinity groups for women and minority officers in the Police Department.	\$ -	\$ 200,000	\$ 200,000
16. Annual City Audit/Single Audit. This allocation is for an annual City audit of receipts and disbursements, as Charter Section 362 requires. Funding is increased to maintain service levels.	1,113,689	190,891	1,304,580
17. Central Avenue Jazz Festival. This allocation supports the production of the Central Avenue Jazz Festival. Funding is increased for anticipated costs in 2023-24.	43,000	7,000	50,000
18. CIRCLE: 24/7 Homelessness Crisis Response. CIRCLE: 24/7 Homelessness Crisis Response is a 24 hours per day, seven days per week, community-based response to non-violent emergencies involving people experiencing homelessness.	8,000,000	-	8,000,000
19. City/County Native American Indian Commission – City Share of Funding. This Commission consists of 15 members – five appointed by the City, five by the County, and five by the Los Angeles Indian Commission. The purpose of the Commission is to promote legislation that enhances the welfare and socioeconomic life of Native Americans.	47,000	-	47,000
20. County Service – Massage Parlor Regulation. The City works with the County for massage-technician testing and requested massage-parlor inspections in accordance with the Municipal Code.	130,000	-	130,000
21. Department of Water and Power Pension Audit. Charter Section 1112 requires the City to conduct a management audit of City retirement systems every five years. One-time funding is provided in 2023-24 for the audit of the Los Angeles Department of Water and Power Employee's Retirement Plan.	-	350,000	350,000

<u>Program Changes</u>	<u>2022-23 Adopted Budget</u>	<u>Change From 2022-23 Budget</u>	<u>2023-24 Adopted Budget</u>
22. embRACE LA. embRACE LA is a program to address human relations issues with regard to race, ethnicity, sexual orientation, diversity, and multiculturalism in Los Angeles.	\$ 389,499	\$ -	\$ 389,499
23. International Visitors Council of Los Angeles. This non-profit organization sponsors short-term visitors and high-level dignitaries referred by the United States Information Agency to exchange information on various subjects with local residents, benefitting the City, its residents, trade, and commerce, and developing a greater understanding of the American lifestyle and our community.	40,000	-	40,000
24. Juneteenth Celebration. This allocation is provided to support the celebration of Juneteenth in the City.	-	100,000	100,000
25. LA SHARES. LA SHARES is a non-profit organization which takes materials and goods such as donated office supplies, furniture, and equipment and redistributes them to non-profit organizations and schools. Funding is provided by the Citywide Recycling Trust Fund to assist in defraying operational costs.	300,000	-	300,000
26. Local Agency Formation Commission (LAFCO). The City reimburses the County of Los Angeles (County) for direct costs attributable to four of the 15 LAFCO members who represent the City and for four-fifteenths of the County's expenditures for general LAFCO-related office expenses. Representatives vote on boundaries, annexation, and fees. The County is responsible for all administrative tasks and bills the City for its share. Dues are calculated based on the City's total revenues relative to total revenues for all member cities. Funding is increased to maintain service levels.	243,916	8,679	252,595
27. Los Angeles Neighborhood Land Trust. This organization provides technical assistance to community groups in landscape architecture, real estate transactions, outreach and community organization, and fundraising for the creation of open green spaces in urban areas.	40,500	-	40,500
28. Los Angeles Superior Court Teen Court Program. Teen Court provides an alternative to Juvenile Court and functions as an actual court for young people who commit non-serious crimes.	125,000	-	125,000
29. Mobile Laundry Truck. Mobile Laundry Trucks offer a place for individuals and families experiencing homelessness to wash clothes.	67,600	-	67,600

<u>Program Changes</u>	<u>2022-23 Adopted Budget</u>	<u>Change From 2022-23 Budget</u>	<u>2023-24 Adopted Budget</u>
30. North Hollywood Film Festival. Funding is provided to support the production of the North Hollywood Cinefest.	\$ 25,000	\$ -	\$ 25,000
31. Official Notices. This allocation is for the publication and ad placement of official notices.	275,000	-	275,000
32. Parents, Educators/Teachers & Students in Action Teen Court Program - Council District 5. The 2022-23 Budget provided one-time funding to increase support for the Parents, Educators/Teachers & Students in Action Teen Court Program.	375,000	(375,000)	-
33. Settlement Adjustment Processing. This allocation is to continue making monthly payments as part of a settlement agreement entered between the City and a former employee. Funding is increased for anticipated costs in 2023-24.	17,079	513	17,592
34. Sister Cities of LA. This non-profit organization is a diplomatic platform that seeks to promote cooperation with the City's global partners. Funding was provided to support people to people exchanges and to create trade and economic opportunities. Funding is not continued in 2023-24.	80,000	(80,000)	-
35. State Annexation Fees. The fee schedule set by the State Board of Equalization for annexations or detachments is determined on a sliding scale which ranges from \$300 to \$3,500 per transaction based on acreage.	300	-	300
36. Unified Homeless Response Center Data Project. The 2022-23 Budget included one-time funding for licensing and an integrated platform to collect homelessness and encampment data, such as CARE/CARE+ data, inclement weather needs, and shelter bed availability, to better inform the City on its homelessness response efforts. Funding is continued for ongoing licensing costs.	637,000	(620,000)	17,000
37. World Trade Center Los Angeles. This organization promotes Los Angeles as an attractive destination for business and investment, leveraging foreign direct investment for City initiatives and projects, and provides services and aftercare to increase investment inflow capture and long-term job creation in the City. Funding is not continued in 2023-24.	100,000	(100,000)	-

<u>Program Changes</u>	<u>2022-23 Adopted Budget</u>	<u>Change From 2022-23 Budget</u>	<u>2023-24 Adopted Budget</u>
Administered by: City Clerk and Cultural Affairs			
38. Cultural, Art, and City Events. This allocation is for cultural events and related activities, such as transportation. Funding is provided by the Arts and Cultural Facilities Services Trust Fund to support these activities.	\$ 80,000	\$ -	\$ 80,000
Administered by: Civil, Human Rights and Equity			
39. Midnight Stroll Transgender Cafe. The Midnight Stroll Transgender Cafe provides a safe haven for unsheltered transgender individuals between the hours of 9:00 pm and 7:00 am. The 2023-24 Budget includes funding in the Civil, Human Rights and Equity budget.	100,000	(100,000)	-
Administered by: Community Investment for Families			
40. Clinica Romero. Clinica Romero provides for quality and affordable health care services that target underserved communities within the Greater Los Angeles area.	100,000	-	100,000
Administered by: Economic and Workforce Development			
41. Youth Employment Program. The Youth Employment Program provides paid summer employment experience for approximately 1,000 youths between the ages of 14 and 21. Funding is increased to maintain service levels.	2,800,000	200,000	3,000,000
Administered by: Housing			
42. Los Angeles Continuum of Care (CoC) Administration. The Los Angeles Homeless Services Authority (LAHSA) is the lead agency for the Los Angeles CoC, which is a regional or local planning body that coordinates housing and services funding for homeless families and individuals. As the lead agency, LAHSA coordinates crisis housing, provides critical, basic shelter for individuals and families experiencing homelessness and in need of immediate housing, and provides a point-of-entry into the Coordinated Entry System. The U.S. Department of Housing and Urban Development awards LAHSA with annual grants and bonus grants for the CoC and the City's cash match, along with the County of Los Angeles, continues to leverage federal grant funds. See the Homeless Budget for a breakdown of budgeted funds.	4,445,946	1,614,837	6,060,783

<u>Program Changes</u>	<u>2022-23 Adopted Budget</u>	<u>Change From 2022-23 Budget</u>	<u>2023-24 Adopted Budget</u>
<p>43. Los Angeles Homeless Count. As required by the U.S. Department of Housing and Urban Development (HUD), local jurisdictions must conduct counts of homeless populations every year. The Los Angeles Homeless Services Authority coordinates the annual count of the homeless population and an annual enumeration of emergency systems, transitional housing units, and beds that make up the homeless assistance systems. The homeless count enables the City and County of Los Angeles to compete for and receive annual grant funding from the HUD for the delivery of homeless services. Funding is increased for consultant fees to optimize data collection and analysis.</p>	\$ 750,000	\$ 183,668	\$ 933,668
<p>44. Shelter and Housing Interventions. The Los Angeles Homeless Services Authority provides case management, counseling, and housing placement services to participants, which allows program sponsors to more effectively address the emergency, interim, transitional, and permanent housing needs of vulnerable individuals and families experiencing homelessness in the City. This category includes funding for all interim housing solutions, such as emergency and crisis housing, bridge housing, Safe Parking, and Housing Navigation Services, as well as the (Winter) Shelter Program interim housing solutions during inclement weather. See the Homeless Budget for a breakdown of budgeted funds.</p>	14,107,732	500,382	14,608,114
<p>45. Street Strategies. The City's street-based homelessness strategies are focused on conducting outreach and engagement; expanding hygiene, sanitation, and storage options for people living on the streets; increasing diversion opportunities for people experiencing homelessness; and expanding collaborations with stakeholders. Homeless outreach, primarily conducted through Homeless Engagement Teams, access and navigation centers, and storage programs continue to provide critical services to connect unsheltered residents with support services and housing resources. See the Homeless Budget for a breakdown of budgeted funds.</p>	18,829,015	(1,985,652)	16,843,363
Administered by: Mayor			
<p>46. Angeleno Connect Program. The 2022-23 Budget included one-time funding for vendor costs associated with establishing a mobile platform and debit card that allows City residents without a bank account to receive financial assistance, connect with City services, and access free financial literary information.</p>	300,000	-	300,000

<u>Program Changes</u>	<u>2022-23 Adopted Budget</u>	<u>Change From 2022-23 Budget</u>	<u>2023-24 Adopted Budget</u>
<p>47. City and Business Preparedness for the Olympics. Funding is provided for Citywide essential planning in advance of the 2028 Olympics and Paralympics to ensure a seamless experience. Planning activities include transportation, infrastructure, business, tourism, public safety, and coordination with other partners.</p> <p>Budget, Finance and Innovation Report Item No. 54 The Council modified the Mayor's Proposed Budget by deleting funding in the amount of \$2,750,000.</p>	\$ -	\$ -	\$ -
<p>48. City Volunteer Bureau. The City Volunteer Bureau ran volunteer-driven efforts including the planning and coordination of Citywide and Neighborhood days of service. In order to reflect priorities and programming, the 2023-24 Budget continues funding in the General City Purposes Community Engagement item.</p>	406,009	(406,009)	-
<p>49. Community Engagement. This allocation is for staff and expenses to support community engagements including the planning and coordination of Citywide and neighborhood events. Funding was previously included in the General City Purposes City Volunteer Bureau item.</p>	-	406,009	406,009
<p>50. Community Safety. Funding is provided to focus on making Los Angeles communities safe and identifying practices that help to prevent crime through improving employment, equity, youth engagement, and community services.</p> <p>Budget, Finance and Innovation Report Item No. 22 The Council modified the Mayor's Proposed Budget by reducing funding in the amount of \$2,000,000.</p>	-	2,800,000	2,800,000
<p>51. Crisis Response Team. The Crisis Response Team (CRT) recruits and trains volunteers to provide immediate on-scene crisis intervention, emotional support, and referrals to victims and families involved in a traumatic incident. CRTs also include Equity Response Teams, which are responsible for referral services to constituents in low-income communities in the City. CRT members support and work alongside law enforcement and other responding agencies.</p>	980,000	-	980,000

<u>Program Changes</u>	<u>2022-23 Adopted Budget</u>	<u>Change From 2022-23 Budget</u>	<u>2023-24 Adopted Budget</u>
52. Equity and Community Well-Being. This allocation was provided to support gender equity and other community engagement activities. In order to reflect priorities and programming, the 2023-24 Budget incorporates this program into the General City Purposes Equity and Inclusion item.	\$ 250,000	\$ (250,000)	\$ -
53. Equity and Inclusion. This allocation is provided to support equity and inclusion in all City services and community engagement activities. Additional funding is to evaluate and provide assistance to departments with gender equity and inclusion plans. A portion of this funding was previously included in the General City Purposes Equity and Community Well-Being item.	-	250,000	250,000
Budget, Finance and Innovation Report Item No. 53 The Council modified the Mayor's Proposed Budget by reducing funding in the amount of \$500,000.			
54. Gang Reduction and Youth Development (GRYD) Office. Gang prevention, intervention, and re-entry services focus on the areas most impacted by crime and violence and provide innovative services designed to increase family and neighborhood resilience. Partial funding (\$25,000) is provided by the Forfeited Assets Trust Fund. Funding is increased to provide additional support to Community Investment Workers.	28,453,000	-	28,453,000
Budget, Finance and Innovation Report Item No. 55 The Council modified the Mayor's Proposed Budget by reducing funding in the amount of \$12,920,869 and adding funding in the same amount to the Unappropriated Balance.			
55. Global LA. The 2022-23 Budget included one-time funding to attract international businesses to Los Angeles to create jobs and economic opportunities, with a focus on underserved communities of color. This one-time funding is not continued in 2023-24.	500,000	(500,000)	-

<u>Program Changes</u>	<u>2022-23 Adopted Budget</u>	<u>Change From 2022-23 Budget</u>	<u>2023-24 Adopted Budget</u>
56. Great Streets. The Greats Streets Initiative focused on developing Great Streets that activate the public realm, provide economic revitalization, and support great neighborhoods. The Great Streets program provided enhanced maintenance, perform tree trimming and cleanups, activate streets through community partnerships, plan and construct place making and safety projects, and deliver economic and business development programs. In order to reflect priorities and programming, the 2023-24 Budget incorporates this program into the General City Purposes Infrastructure Planning item.	\$ 160,000	\$ (160,000)	\$ -
57. Green Workforce/Sustainability Plan. The Green Retrofit and Workforce Program supports monitoring and reporting efforts to ensure that the City’s clean energy and energy efficiency programs meet greenhouse gas emissions reduction goals and provide benefits to disadvantaged communities.	205,000	-	205,000
58. Homelessness and Housing Solutions Support. This allocation will support the Mayor’s strategic housing and homelessness initiatives including the City’s response to the emergency declaration on homelessness, executive directives to lead a citywide increase in affordable housing production, and the Inside Safe Initiative. Major areas of focus for the homelessness program include encampment resolution, re-envisioning the Coordinated Entry System, expanding and improving case management and housing navigation, and building a comprehensive interim-to-permanent housing system. The housing program focuses on expansion and acceleration of the City’s affordable housing pipeline, preservation of existing affordable housing stock, tenant protections and code enforcement, and new financing solutions. This funding will also allow for the direct hiring of 13 outreach teams to be trained and deployed in support of the Inside Safe Initiative. A portion of this funding was previously included in the General City Purposes Homelessness Support item.	-	-	-

Budget, Finance and Innovation Report Item No. 17c
The Council modified the Mayor's Proposed Budget by reducing funding in the amount of \$7,200,000. Funding for these services will be provided through the General City Purposes Homelessness Emergency (Inside Safe) Account.

Program Changes	2022-23 Adopted Budget	Change From 2022-23 Budget	2023-24 Adopted Budget
59. Homelessness Support. This allocation was for the Mayor's Office to address homelessness within the City of Los Angeles by implementing the City's Comprehensive Homeless Strategy. In order to reflect priorities and programming, the 2023-24 Budget incorporates this program into the General City Purposes Homelessness and Housing Solutions Support item.	\$ 860,000	\$ (860,000)	\$ -
60. Immigration Integration. This allocation will help design programs with City departments and partners to actively help arriving emigrants and current immigrants in Los Angeles access services that will allow them to thrive. Funding is increased to enhance services in 2023-24.	320,000	430,000	750,000
61. Infrastructure Planning. Funding will support the oversight of the Citywide Infrastructure Project to activate the public realm, provide economic revitalization, and support great neighborhoods. A portion of this funding was previously included in the General City Purposes Great Streets item.	-	500,000	500,000
Budget, Finance and Innovation Report Item No. 15 The Council modified the Mayor's Proposed Budget by reducing funding in the amount of \$1,000,000.			
62. Innovation and Performance Management Unit. The Innovation and Performance Management Unit facilitated and fostered improved service delivery Citywide by tracking, evaluating, and communicating progress towards desired results. This unit also served as a consultant to City departments for process improvement, evidence-driven analysis and decision making, and empowered management practices. In order to reflect priorities and programming, the 2023-24 Budget incorporates this program into the General City Purposes Innovative Technologies item.	380,000	(380,000)	-
63. Innovative Technologies. The Innovative Technologies Unit facilitates and fosters improved service delivery Citywide by tracking, evaluating, and communicating progress towards desired results. This unit also serves as a consultant to City departments for process improvement, evidence-driven analysis and decision making, and empowered management practices. Funding was previously included in the General City Purposes Innovation and Performance Management Unit item.	-	380,000	380,000

<u>Program Changes</u>	<u>2022-23 Adopted Budget</u>	<u>Change From 2022-23 Budget</u>	<u>2023-24 Adopted Budget</u>
<p>64. International Engagement. Budget, Finance and Innovation Report Item No. 52 The Council modified the Mayor's Proposed Budget by adding funding in the amount of \$700,000, of which \$80,000 is designated for the Sister Cities of Los Angeles program.</p>	\$ -	\$ 700,000	\$ 700,000
<p>65. LA's BEST. Since 1988, LA's BEST has been providing after school programs to children, ages 5 to 12, from Los Angeles' most economically challenged neighborhoods. LA's BEST currently operates in 200 elementary schools serving more than 25,000 students daily with 2,000 after school staff and more than 1,500 volunteers. Funding partially offsets the cost of positions, supplies, bus transportation, and training and is increased in 2023-24 to provide additional support to the program.</p>	1,449,777	2,500,000	3,949,777
<p>66. Office of International Trade. The Office of International Trade facilitated the growth of LA's trade-based economy, encouraged direct foreign investment, and engaged the Mayor and municipal government in critical international issues that affect the City. The Office of International Trade helped establish Los Angeles as the premier hub for international trade and affairs. In order to reflect priorities and programming, the 2023-24 Budget incorporates this program into the General City Purposes Trade and Commerce Relations item.</p>	610,000	(610,000)	-
<p>67. Office of Re-entry. The Office of Re-entry improved outcomes for and opportunities available to justice-involved individuals. The Office served as a resource convener and collaborator for a variety of stakeholders to address the short and long-term needs of the City's justice-involved community members by serving a vital role in policy advocacy, systemic reform, and program architecture and development. In order to reflect priorities and programming, the 2023-24 Budget incorporates this program into the General City Purposes Office of Re-Integration item.</p>	150,000	(150,000)	-
<p>68. Office of Re-Integration. The Office of Re-Integration supports individuals who have been justice-involved and are ready to re-enter the community by connecting them with employment opportunities, supportive services, and family re-integration support. A portion of this funding was previously included in the General City Purposes Office of Re-entry item.</p>	-	500,000	500,000

<u>Program Changes</u>	<u>2022-23 Adopted Budget</u>	<u>Change From 2022-23 Budget</u>	<u>2023-24 Adopted Budget</u>
69. Open Data and Digital Services. This allocation is to enable the City to contract with vendor(s) for the deployment, creation, or maintenance of open data platforms and digital services that enable efficiencies, openness, and participation. To support these efforts, the City will also staff leadership for technology-driven innovation through data and software.	\$ 1,250,000	\$ -	\$ 1,250,000
70. Promise Zone. The Promise Zone Unit was established in June 2014 to coordinate the activities of the federally-designated Los Angeles Promise Zone. This unit supports a partnership of more than 50 local organizations creating strategies to address poverty and other conditions that impact the quality of life in the Zone. The Promise Zone is located west of Downtown and generally includes the communities of Westlake, Pico Union, Koreatown, East Hollywood, and Hollywood.	200,000	-	200,000
71. Trade and Commerce Relations. This program facilitates the growth of LA's trade-based economy, encourages direct foreign investment, and engages the Mayor and municipal government in critical international issues that affect the City. The program will also help to establish Los Angeles as the premier hub for international trade and affairs. Funding was previously included in the General City Purposes Office of International Trade item.	-	610,000	610,000
Administered by: Mayor and Aging			
72. Rapid Response Senior Meals. This one-time allocation is for a Citywide home-delivered meal service for the growing elderly population. Funding will supplement the City's existing Home Delivered Meals Program.	-	-	-

Budget, Finance and Innovation Report Item No. 76
The Council modified the Mayor's Proposed Budget by deleting funding in the amount of \$10,000,000 and adding funding in the same amount to the Unappropriated Balance.

<u>Program Changes</u>	<u>2022-23 Adopted Budget</u>	<u>Change From 2022-23 Budget</u>	<u>2023-24 Adopted Budget</u>
Administered by: Mayor and Chief Legislative Analyst			
73. Additional Homeless Services. The 2022-23 Budget included one-time funding for homeless services to fund gaps in the City's effort to address the homeless crisis. The 2023-24 Budget continues this one-time funding at a reduced amount.	\$ 55,046,502	\$ (38,046,502)	\$ 17,000,000
Budget, Finance and Innovation Report Item No. 16 The Council modified the Mayor's Proposed Budget by reducing funding in the amount of \$3,000,000.			
74. Domestic Abuse Response Teams. The Domestic Abuse Response Team Program uniquely blends domestic violence crisis response with case management to provide effective intervention for victims of domestic violence and their families. Teams consist of police officers, victim advocates, and volunteers who respond to domestic violence incidents and provide intervention services for victims and family members. These enhanced intervention services assist families in recognizing their problems with violence and increase their awareness of potential consequences for perpetrators. Funding is increased to enhance services at divisions with the highest call volumes.	2,754,000	987,235	3,741,235
Administered by: Mayor, Chief Legislative Analyst, and Cultural Affairs			
75. Heritage Month Celebrations and Special Events. This allocation is for annual celebrations such as African American Heritage Month, Latino Heritage Month, Asian Pacific Islander Month, Jewish Heritage Month, Our Pride, and other important calendar periods that celebrate diversity and culture throughout the City of Los Angeles and to support special events and other outreach efforts. Partial funding (\$220,000) is provided by the Arts and Cultural Facilities Services Trust Fund to support these activities. Funding is decreased to align with projected expenditures in 2023-24.	440,975	(20,975)	420,000

<u>Program Changes</u>	<u>2022-23 Adopted Budget</u>	<u>Change From 2022-23 Budget</u>	<u>2023-24 Adopted Budget</u>
Administered by: Mayor and City Administrative Officer			
76. Homelessness Emergency (Inside Safe). This allocation is provided to implement the Inside Safe Initiative, a Citywide housing-led strategy to move people experiencing homelessness into interim and permanent housing. Funding will support expanded and enhanced outreach, engagement, and critical services. Budget, Finance and Innovation Report Item No. 17a The Council modified the Mayor's Proposed Budget by reducing funding in the amount of \$184,300,000 and adding funding in the same amount to a new account in the General City Purposes entitled Inside Safe Reserve.	\$ -	\$ 65,700,000	\$ 65,700,000
77. Inside Safe Reserve. Budget, Finance and Innovation Report Item No. 17a The Council modified the Mayor's Proposed Budget by adding funding in the amount of \$184,300,000 for Inside Safe initiatives.	-	184,300,000	184,300,000
78. Opioid Settlement. This allocation is for opioid abuse treatment for individuals in need of residential care for up to a year as a part of the Inside Safe Initiative. Funding is provided by the Opioid Settlement Trust Fund. Budget, Finance and Innovation Report Item No. 18 The Council modified the Mayor's Proposed Budget by deleting funding in the amount of \$11,668,975 and adding funding in the same amount to the Unappropriated Balance.	-	-	-
79. Substance Use Disorder Treatment Beds. This allocation is provided for substance use treatment for individuals in need of residential care for up to a year as a part of the Inside Safe Initiative. Budget, Finance and Innovation Report Item No. 19 The Council modified the Mayor's Proposed Budget by deleting funding in the amount of \$11,810,000 and adding funding in the same amount to the Unappropriated Balance.	-	-	-

<u>Program Changes</u>	<u>2022-23 Adopted Budget</u>	<u>Change From 2022-23 Budget</u>	<u>2023-24 Adopted Budget</u>
Administered by: Board of Public Works			
<p>80. Clean and Green Job Program (Los Angeles Conservation Corps). The Los Angeles Conservation Corps (LACC) administers the Clean and Green Job Program, which seeks to eradicate graffiti, eliminate litter, and increase greenery. The LACC is a youth employment and education program engaged in performing improvements via public works projects. The LACC hires high school students to collect trash and recyclables, paint over graffiti and create murals, plant trees, and clean alleyways. Activities also include performing outreach for the use of the Solvents, Automotive, Flammables, Electronics Collection Centers and the Multi-Family Bulky Item Program. Partial funding is provided by the Citywide Recycling Trust Fund (\$100,000), Sewer Construction and Maintenance Fund (\$180,040), Solid Waste Resources Revenue Fund (\$100,000), and Multi-Family Bulky Item Fee Fund (\$200,000).</p>	\$ 1,155,040	\$ -	\$ 1,155,040
<p>81. Climate Equity Fund Programs. The 2022-23 Budget included one-time funding to support Citywide climate mitigation projects as a direct result of the implementation of the Southern California Gas Franchise. Funding is not continued in 2023-24. The City may receive a second payment in 2035.</p>	10,500,000	(10,500,000)	-
Administered by: Public Works Bureau of Sanitation			
<p>82. Discovery Cube Los Angeles (DCLA). DCLA is a non-profit organization that focuses its work on the core initiatives of environmental stewardship, early learning, healthy living, and science, technology, engineering, and math education. The funds will be used to develop curriculum and provide training for staff at the Bureau of Sanitation (Bureau) Environmental Learning Centers, provide teacher professional development workshops in partnership with the Los Angeles Unified School District, develop educational programs for children to promote interest in career fields within the Bureau and the environmental stewardship industry, host household hazardous waste collection events and environmental fairs to educate adults and children on environmental stewardship, and provide advertising and outreach for Bureau events and initiatives, including Earth Day. Partial funding is provided by the Sewer Construction and Maintenance Fund (\$450,000) and the Solid Waste Resources Revenue Fund (\$450,000).</p>	1,800,000	-	1,800,000

<u>Program Changes</u>	<u>2022-23 Adopted Budget</u>	<u>Change From 2022-23 Budget</u>	<u>2023-24 Adopted Budget</u>
Administered by: Recreation and Parks and Cultural Affairs			
83. Summer Night Lights (SNL). The SNL program provides extended recreational, cultural, educational, and resource-based programming on designated days between the hours of 7 p.m. to 11 p.m. SNL provides youth and families with a safe recreation space, employment opportunities, expanded programming, and linkages to local services. SNL also provides an important platform for interagency collaboration through a partnership with over 100 local community-based organizations, educational and vocational institutions, and City and County agencies.	\$ 6,400,000	\$ -	\$ 6,400,000

Administered by: **Youth Development**

84. Young Ambassador Program. The 2022-23 Budget included one-time funding for the Los Angeles Community College District Foundation to partner with the City in the Young Ambassador program to expand the horizons of College Promise students by offering overseas travel and opportunities for global affairs education and mentorship. The 2023-24 Budget includes funding in the Youth Development budget.	150,000	(150,000)	-
---	---------	-----------	---

2022-23 Program Budget	\$ 263,820,016
Changes in Program Level	\$ 210,624,814
ADOPTED 2023-24 PROGRAM BUDGET	\$ 474,444,830

INTERGOVERNMENTAL RELATIONS PROGRAM

Membership and participation in such recognized governmental oriented organizations as the League of California Cities, the Southern California Association of Governments, and the National League of Cities.

<u>Program Changes</u>	<u>2022-23 Adopted Budget</u>	<u>Change From 2022-23 Budget</u>	<u>2023-24 Adopted Budget</u>
Other Changes or Adjustments			
Administered by: City Clerk			
85. California Contract Cities. This organization assists member cities by advocating and advancing the benefits of the contracting model, protecting local control, embracing public/private partnerships, and providing educational opportunities for its membership.	\$ 12,500	\$ -	\$ 12,500
86. Independent Cities Association. This organization of California counties and cities works with county governments on behalf of City members on policy and legislative issues that affect municipal governments.	10,750	-	10,750
87. League of California Cities. This association of California cities works to influence policy decisions at all levels of government. Annual dues are based on a city's population. An increase to this account reflects an adjustment to dues.	120,000	3,010	123,010
88. League of California Cities - County Division. This is the local regional division of the broader State organization.	2,000	-	2,000
89. National League of Cities. This association of cities works to influence national policy and to build understanding and support for cities and towns. Annual dues are based on a city's population.	75,000	-	75,000
90. San Fernando Valley Council of Governments. This organization's mission is to develop and implement subregional policies and plans that are unique to the greater San Fernando Valley region, which was established through the adoption of a Joint Powers Agreement by the City and County of Los Angeles and the cities of Burbank, Glendale, San Fernando, and Santa Clarita.	35,000	-	35,000
91. Sister Cities International. This association works to foster better international understanding and cooperation through Sister City relationships in other countries. Funding is provided for membership dues.	2,500	-	2,500

<u>Program Changes</u>	<u>2022-23 Adopted Budget</u>	<u>Change From 2022-23 Budget</u>	<u>2023-24 Adopted Budget</u>
92. South Bay Cities Association. This association works to discuss issues pertinent to South Bay communities.	\$ 57,000	\$ -	\$ 57,000
93. Southern California Association of Governments (SCAG). This association's purpose is to study and develop recommendations on regional problems of mutual interest and concern regarding the orderly physical development of the Southern California region. The City's dues are the largest single assessment, which SCAG sets at 20 percent of total dues. Partial funding is provided by the Proposition C Anti-Gridlock Transit Trust Fund (\$30,000), Sewer Construction and Maintenance Fund (\$30,000), and the Solid Waste Resources Revenue Fund (\$30,000). Funding is increased to reflect an adjustment to dues.	424,959	15,741	440,700
94. United States Conference of Mayors. This organization provides a national forum for mayors on behalf of their cities and represents the mayors on pertinent legislative policies and issues.	72,000	-	72,000
95. Westside Cities Council of Governments. This organization provides a forum for discussion and communication as well as representation advocacy on behalf of the Westside sub-region.	23,000	-	23,000

2022-23 Program Budget	\$ 834,709
Changes in Program Level	\$ 18,751
ADOPTED 2023-24 PROGRAM BUDGET	\$ 853,460

HUMAN RESOURCES BENEFITS

BASIS FOR THE ADOPTED BUDGET

The 2023-24 Adopted Budget for Human Resources Benefits relates to prior year funding as follows:

	Amount	% Change
2022-23 Adopted Budget	\$ 805,331,098	
2023-24 Adopted Budget	\$ 861,864,205	
Change from 2022-23 Budget	\$ 56,533,107	7.0%

The 2023-24 Adopted Budget includes costs for the direct payments, exclusive of personnel and administrative costs, for various human resources benefits provided to City employees. These benefits consist of: (1) payment of all workers' compensation and rehabilitation bills, claims, and awards; (2) payment of subsidies for the City's benefits program which includes health, dental, optical, disability, life insurance, and the Employee Assistance Program; (3) payment of unemployment insurance; and, (4) payment of other benefits as approved by the Mayor and City Council.

CHANGES FROM ADOPTED BUDGET

	2022-23 Adopted Budget	Recommended Change	2023-24 Adopted Budget
Civilian FLEX Program	\$ 302,239,883	\$ 35,885,436	\$ 338,125,319
Contractual Services	32,681,187	1,284,253	33,965,440
Employee Assistance Program	1,827,660	16,191	1,843,851
Fire Health and Welfare Program	64,289,404	5,440,479	69,729,883
Police Health and Welfare Program	163,032,352	939,310	163,971,662
Supplemental Civilian Union Benefits	5,828,612	399,438	6,228,050
Unemployment Insurance	3,800,000	(800,000)	3,000,000
Workers' Compensation/Rehabilitation	231,632,000	13,368,000	245,000,000
TOTAL COST OF HUMAN RESOURCES BENEFITS	\$ 805,331,098	\$ 56,533,107	\$ 861,864,205

PROGRAM CHANGES	2022-23 Program Level	Direct Costs
	\$	805,331,098
<hr/>		
1 . Civilian FLEX Program. Funding is provided for health, dental, life, and disability insurance benefits. Rates for 2023-24 are projected to increase by 9.8 to 10.4 percent for health benefits and dental benefits. The Adopted Budget includes a 1.0 percent increase in enrollment.		35,885,436
 Budget, Finance and Innovation report Item No. 58 The Council modified the Mayor's Proposed Budget by adding funding in the Civilian FLEX Program Account (\$8,000,000).		
2 . Contractual Services. Funding is provided for the Civilian LAwell Benefits Program and Workers' Compensation Third Party Administrators (TPAs) and for workers' compensation claims bill review, utilization review, claims management system, and the Alternative Dispute Resolution Program. Funding is increased for contract rates of the Workers' Compensation TPAs.		1,284,253
3 . Employee Assistance Program. Funding is provided for Employee Assistance Program services for all civilian and sworn employees. The Adopted Budget includes a 1.0 percent increase in civilian enrollment, Police sworn enrollment, and Fire sworn enrollment.		16,191
4 . Fire Health and Welfare Program. Funding is provided to cover the cost of health, dental, life, and disability insurance benefits for sworn Fire employees. Rates for 2023-24 are projected to increase by 2.0 to 6.0 percent for health and dental benefits. The Adopted Budget includes 1.0 percent growth in enrollment.		5,440,479
5 . Police Health and Welfare Program. Funding is provided to cover the costs of health, dental, life, and disability insurance benefits for sworn Police employees. Rates for 2023-24 are projected to increase by 2.0 to 5.0 percent for health and dental benefits. The Adopted Budget includes 1.0 percent growth in enrollment.		939,310
6 . Supplemental Civilian Union Benefits. Funding is provided to cover the cost of union-sponsored benefit plans, negotiated in Memoranda of Understanding, that are supplemental to the City's health benefits. The Adopted Budget includes an increase of 1.0 percent in civilian enrollment.		399,438
7 . Unemployment Insurance. Funding is provided to pay state-mandated unemployment insurance costs for current and former employees (full-time and part-time) who have separated from City service or had their wages reduced. Funding is reduced to the reflect anticipated expenditures.		(800,000)
8 . Workers' Compensation/Rehabilitation. Funding is provided to cover the cost of workers' compensation benefits and rehabilitation bills, claims, and awards (\$223 million) and the fee that the State of California assesses to self-insured employers (\$22 million). Funding is increased to reflect projected expenditures.		13,368,000
	TOTAL CHANGES	\$ 56,533,107

	Amount
2022-23 Program Budget	\$ 805,331,098
Changes	\$ 56,533,107
ADOPTED 2023-24 PROGRAM BUDGET	\$ 861,864,205

WORKERS' COMPENSATION**SUPPLEMENTAL INFORMATION**

The Personnel Department administers the City's Workers' Compensation Program which covers all City employees, excluding the Department of Water and Power. This page provides information on the City's workers' compensation expenditures by City department over the prior five fiscal years from 2017-18 to 2021-22.

WORKERS' COMPENSATION EXPENDITURES BY DEPARTMENT							
(in millions)							
DEPARTMENT	2017-18	2018-19	2019-20	2020-21	2021-22	TOTAL	PERCENT OF TOTAL
Fire-Sworn	\$55.8	\$51.3	\$59.1	\$62.7	\$73.8	\$302.7	21.2%
General Services	4.7	4.6	4.8	4.0	3.4	21.5	1.5%
Police-Civilian	10.4	11.2	9.6	9.7	11.2	52.1	3.6%
Police-Sworn	127.8	134.7	151.6	175.7	182.0	771.8	54.0%
Public Works-Sanitation	9.9	10.0	9.6	10.4	10.3	50.2	3.5%
Public Works-St Services	4.6	4.4	4.8	6.0	6.0	25.8	1.8%
Recreation and Parks	6.1	6.4	5.5	5.2	5.3	28.5	2.0%
Transportation	6.4	6.6	6.9	6.9	7.5	34.3	2.4%
Proprietary	14.6	16.4	16.8	16.5	17.2	81.5	5.7%
All Other	12.3	13.2	13.1	11.4	10.3	60.3	4.2%
TOTAL	\$252.6	\$258.8	\$281.8	\$308.5	\$327.0	\$1,428.7	100.0%

Workers' compensation expenditures include payments made from the Human Resources Benefits Fund, Workers' Compensation Account, for benefits and rehabilitation bills, claims, and awards and salary continuation, also known as injury on duty (IOD) payments, made from a department's Salaries General or Salaries Sworn Account for employees on workers' compensation leave. The seven City departments identified comprise approximately 90 percent of all workers' compensation expenditures from 2017-18 to 2021-22. Proprietary departments include Department of Airports, Harbor Department, Fire and Police Pensions, and City Employees' Retirement System. All Other includes all other City departments.

INJURY ON DUTY (IOD) HOURS BY DEPARTMENT							
(in thousands)							
DEPARTMENT	2017-18	2018-19	2019-20	2020-21	2021-22	TOTAL	PERCENT OF TOTAL
Fire-Sworn	472.5	378.4	508.0	515.6	739.1	2,613.6	25.2%
General Services	33.8	39.7	36.2	20.5	24.4	154.6	1.5%
Police-Civilian	67.3	84.7	65.8	70.2	87.0	375.0	3.6%
Police-Sworn	780.6	770.0	894.1	1,130.6	1,258.2	4,833.5	46.5%
Public Works-Sanitation	110.2	107.2	98.8	111.7	107.3	535.2	5.2%
Public Works-St Services	46.2	46.5	58.7	65.6	61.2	278.2	2.7%
Recreation and Parks	49.0	54.9	51.8	49.7	47.2	252.6	2.4%
Transportation	57.7	56.0	58.3	63.0	70.1	305.1	2.9%
Proprietary	137.9	149.1	148.9	113.1	128.7	677.7	6.5%
All Other	77.9	95.3	84.9	57.9	51.9	367.9	3.5%
TOTAL	1,833.1	1,781.8	2,005.5	2,197.9	2,575.1	10,393.4	100.0%

IOD hours represent the number of hours not worked by City employees on workers' compensation leave. Over five years, City employees incurred an average of approximately 2.1 million IOD hours per fiscal year, which is equivalent to an average of 999 full-time employees absent from work per fiscal year.

THIS PAGE INTENTIONALLY LEFT BLANK

LEASING

BASIS FOR THE ADOPTED BUDGET

The 2023-24 Adopted Budget for Leasing relates to prior year funding as follows:

		Amount	% Change
2022-23 Adopted Budget	\$	20,263,181	
2023-24 Adopted Budget	\$	26,040,823	
Change from 2022-23 Budget	\$	5,777,642	29%

The Citywide Leasing Account serves the purpose of managing and maintaining the Department of General Services (GSD) leasing funding portfolio independent of GSD's operating budget. GSD administers the Citywide Leasing Account. Prior to 2021-22, Citywide lease appropriations were included in the GSD operational budget.

An annual sum is appropriated for Citywide leasing obligations, common area maintenance, and tenant improvements for various departments whose activities are financed by the General Fund and Telecommunications Development Fund. Other special funded leases that are billed directly are not included in the Citywide Leasing budget. In addition, transactions related to homelessness such as the Project Roomkey Program are not part of the Citywide payable leasing portfolio.

The 2022-23 appropriations understated the actual need for funding by approximately \$1 million because the 2022-23 Adopted Budget included reappropriations of anticipated surplus 2021-22 funds in a sufficient amount to meet this need.

	2022-23 Adopted Budget	2023-24 Adopted Budget
Appropriations		
General Fund Leasing – Includes funding for office space, parking, warehouse space, communication sites, Fire Department facilities, courthouses, and other leased spaces.	\$ 20,024,946	\$ 25,879,975
Special Fund Leasing – Includes funding for studio space, telecommunications equipment sites, and other Information Technology Agency facilities.	238,235	160,848
TOTAL APPROPRIATIONS	\$ 20,263,181	\$ 26,040,823

THIS PAGE INTENTIONALLY LEFT BLANK

LIABILITY CLAIMS

BASIS FOR THE ADOPTED BUDGET

The 2023-24 Adopted Budget for Liability Claims relates to prior year funding as follows:

	Amount	% Change
2022-23 Adopted Budget	\$ 87,370,072	
2023-24 Adopted Budget*	\$ 87,370,072	
Change from 2022-23 Budget	\$ -	-%

*The 2023-24 Adopted Budget also sets aside an additional allocation of \$20.00 million in the Unappropriated Balance, Reserve for Extraordinary Liability line item, for a total of \$107.37 million in 2023-24.

The 2023-24 Adopted Budget provides funding for the payment or settlement of claims brought against the City. The Los Angeles Administrative Code authorizes the Mayor to delegate authority to the City Attorney to settle claims and pay judgments against the City in an amount not to exceed \$50,000. An additional \$50,000 (up to \$100,000) is subject to the concurrence of the Claims Board. The City Council, with concurrence of the Mayor, must approve claims or judgments over \$100,000.

The 2023-24 Adopted Budget includes funding in the amount of \$87,370,072 for the Liability Claims Account. Of this amount, \$80,000,000 is from the General Fund, \$2,000,000 is from the Solid Waste Resources Revenue Fund, and \$5,370,072 is from the Sewer Operations and Maintenance Fund.

The 2022-23 Estimated Expenditure amounts include approved payouts and potential payouts for matters still pending approval. Adjustments to the Liability Claims Account may be necessary during the year as cases reach the trial stage and judgments or settlements are determined.

Account Name	2021-22 Actual Expenditures	2022-23 Adopted Budget	2022-23 Estimated Expenditures**	2023-24 Adopted Budget
Fire Liability Payouts	\$ 7,436,619	\$ -	\$ 9,675,000	\$ -
General Services Liability Payouts	125,000	-	510,000	-
Police Liability Payouts	43,307,182	-	23,920,000	-
Public Works, Engineering Liability Payouts	130,000	-	7,235,000	-
Public Works, Sanitation Liability Payouts*	3,332,316	7,370,072	68,870,000	7,370,072
Public Works, Street Services Liability Payouts	8,652,723	-	18,630,000	-
Recreation and Parks Liability Payouts	3,573,000	-	12,550,000	-
Transportation Liability Payouts	14,335,000	-	5,856,000	-
Miscellaneous Liability Payouts	22,557,396	80,000,000	28,218,000	80,000,000
Total	\$ 103,449,236	\$ 87,370,072	\$ 175,464,000	\$ 87,370,072

* Special fund payouts paid/to be paid directly by the Bureau of Sanitation special funds (Solid Waste Resources Revenue Fund and Sewer Operations and Maintenance Fund).

** Estimated expenditures may exceed budgeted amounts and include transfers to provide additional allocations to meet funding needs.

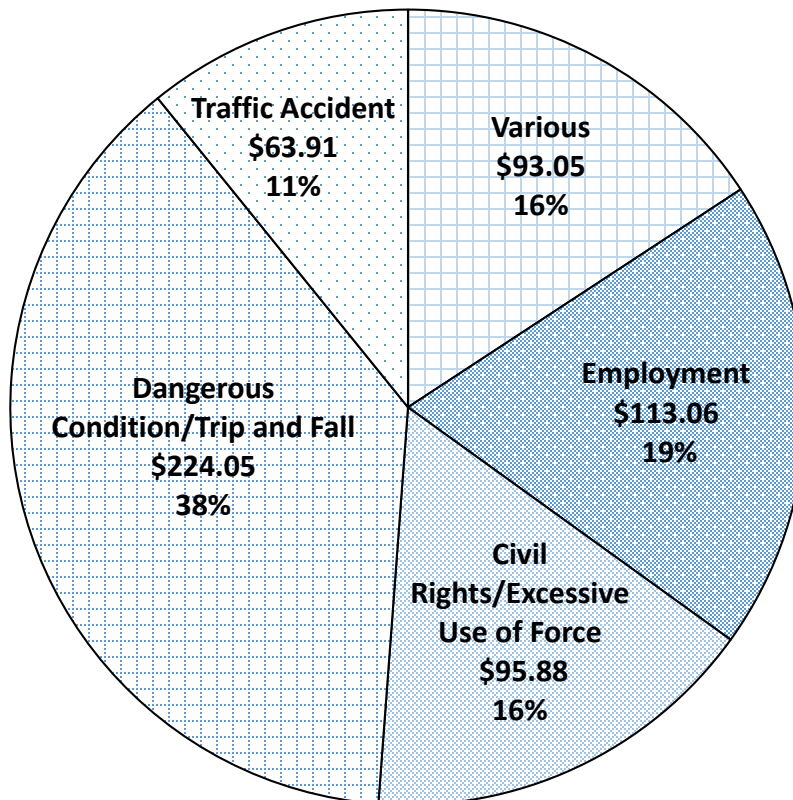
The following table details liability payouts by department for the last five years:

LIABILITY CLAIMS EXPENDITURES BY DEPARTMENT (in millions)							
2017-18 to 2021-22*							
Department	2017-18	2018-19	2019-20	2020-21	2021-22	Total	Percent of Total
Fire	\$ 1.95	\$ 1.05	\$ 1.77	\$ 0.19	\$ 7.44	\$ 12.40	2.35%
General Services	0.20	0.00	0.57	0.00	0.12	0.89	0.17%
Police	28.66	35.18	33.45	13.26	43.31	153.86	29.14%
Public Works – Engineering	0.41	1.53	6.34	0.80	0.13	9.21	1.74%
Public Works – Sanitation	5.49	4.83	23.53	2.67	3.33	39.85	7.55%
Public Works – Street Services	16.94	18.02	16.97	7.51	8.65	68.09	12.89%
Recreation and Parks	7.67	7.08	0.72	2.40	3.57	21.44	4.06%
Transportation	25.29	21.42	12.46	13.54	14.34	87.05	16.49%
Various	20.51	14.20	31.04	46.93	22.56	135.24	25.61%
Total	\$ 107.12	\$ 103.31	\$ 126.85	\$ 87.30	\$103.45	\$ 528.03	100.00%

* Reflects General Fund and some special fund payouts. The only special fund payouts included are those paid directly by the Bureau of Sanitation special funds (Solid Waste Resources Revenue Fund, Sewer Operations and Maintenance Fund, and Stormwater Pollution Abatement Fund).

CITYWIDE GENERAL FUND LIABILITY PAYOUTS BY CATEGORY

Fiscal Years 2017-18 to 2021-22
(in \$ millions; based on 5-year totals)



NOTES:

This chart only reflects payments made out of the Citywide Liability Claims accounts; it does not include back wages as these are paid directly by the departments, tax refund payments, payments for workers' compensation cases, and payments made directly by proprietary departments or special funds.

LOS ANGELES CONVENTION CENTER PRIVATE OPERATOR

BASIS FOR THE ADOPTED BUDGET

The 2023-24 Adopted Budget for the Los Angeles Convention Center Private Operator relates to prior year funding as follows:

	Amount	% Change
2022-23 Adopted Budget	\$ 28,097,125	
2023-24 Adopted Budget	\$ 28,791,230	
Change from 2022-23 Budget	\$ 694,105	2.5%

In 2013-14, the City Council adopted several initiatives to make the Los Angeles Convention Center (LACC) a top-tier convention center, one of which was the implementation of a private management structure. In October 2013, the City executed a five-year agreement with AEG Management LACC, LLC (AEG) for the operation and management of the LACC (Management Agreement). The City and AEG have executed four additional extensions to the original Management Agreement. The City continues to own the facility and the Los Angeles City Tourism Department (CTD) serves in an administrative capacity providing contract oversight.

DETAIL OF REVENUES

The AEG budget is based on an estimate of all revenues generated by LACC operations for 2023-24. AEG's sources of revenue are categorized as follows:

	Actual 2021-22	Adopted Budget 2022-23	Adopted Budget 2023-24
Space Rent (net of discounts)	\$ 5,205,460	\$ 5,286,173	\$ 5,831,233
Parking	10,428,862	11,813,818	11,875,546
Utility Services	2,153,800	3,855,057	3,711,635
Food and Beverage (net)	1,183,432	4,223,294	3,826,637
Telecommunication Services	1,121,447	1,282,757	1,150,505
Other ¹	<u>2,312,320</u>	<u>1,636,026</u>	<u>2,395,674</u>
Net Revenue	\$ 22,405,321	\$ 28,097,125	\$ 28,791,230

¹Other revenues include advertising, equipment rental, cell towers, audiovisual, event specific billing, and event specific expenses.

As part of the Management Agreement, AEG collects revenue from LACC operations, deposits those funds into a separate off-budget operating account, and expends directly from the account based on a budget approved by the Board of City Tourism Commissioners (Board).

EXPENDITURES

AEG's use of funds are categorized as follows:

	Actual 2021-22	Adopted Budget 2022-23	Adopted Budget 2023-24
City Departmental Expenditures ¹	\$ 1,298,732	\$ 1,713,684	\$ 2,462,907
Alterations and Improvements and Capital Improvement Projects	310,637	-	-
Operating Budget for Private Manager	<u>19,255,756</u>	<u>25,615,052</u>	<u>26,771,729</u>
Total Appropriations	\$ 20,865,125	\$ 27,328,736	\$ 29,234,636

¹The City Departmental Expenditures reflects the portion of CTD's budget and related costs funded by LACC revenues, as well as other City expenditures that are reimbursed by LACC revenues.

RESERVE ACCOUNT

In accordance to Section 6.4(b)(i) of the Management Agreement, the Board shall request that the City Council appropriate as part of the CTD Department Budget a sum equal to ten percent of the Approved Annual Operating Budget to fund a Reserve Account. As such, the Board approved a budget request including a Reserve Account as described above, which was submitted on its behalf by the CTD for consideration as part of the 2014-15 Budget process. The 2014-15 Adopted Budget did not appropriate General Fund monies for this purpose. As such, AEG has and will continue to set aside Operating Revenues, when available, to build the Reserve Account.

The purpose of the Reserve Account is to provide funding to be used for unanticipated LACC related expenses or to fund shortfalls caused by lower than expected revenues or higher than expected expenses.

Status of LACC Reserve Account Held by AEG

Balance as of July 1, 2022	\$ 9,129,803
2022-23 Estimated Incremental Amount	-
2023-24 Budgeted Incremental Amount	<u>192,036</u>
Estimated Balance as of June 30, 2024	\$ 9,321,839

LOS ANGELES TOURISM & CONVENTION BOARD

BASIS FOR THE ADOPTED BUDGET

The 2023-24 Adopted Budget for the Los Angeles Tourism & Convention Board (LATCB) relates to prior year funding as follows:

	Amount	% Change
2022-23 Adopted Budget	\$ 19,840,000	
2023-24 Adopted Budget	\$ 25,892,000	
Change from 2022-23 Budget	\$ 6,052,000	30.50%

The LATCB budget consists of multiple funding sources, including funds from the City, the Los Angeles Tourism Marketing District, Los Angeles World Airports, and private sources. The amounts reflected above represent the City's contribution to the overall LATCB budget, which is equivalent to one fourteenth of the Transient Occupancy Tax (TOT) less costs for City administrative services. The TOT is a 14 percent tax on hotel and short-term rental guests. The City has contracted with LATCB to market Los Angeles as a convention, meeting, and leisure travel destination.

City Appropriation and Trust Fund Retention

The Los Angeles Convention and Visitors Bureau Trust Fund (Trust Fund), from which LATCB is paid, receives an amount equivalent to one-fourteenth of the TOT. LATCB is paid 95 percent of this amount in accordance with the Agreement between the City and LATCB. The remaining five percent is retained in the Trust Fund in the event of a shortfall in TOT collections. Nonetheless, LATCB prepares its annual budget based on 100 percent of the TOT allocation. In the event the TOT actual receipts are higher than budgeted, LATCB would be paid the difference the following fiscal year.

EXPENDITURES

PROGRAM	Actual Expenditures 2021-22	Estimated Expenditures 2022-23	Adopted Budget 2023-24
Convention and Meeting Sales and Services	\$ 4,708,000	\$ 6,133,000	\$ 7,637,000
Domestic and International Marketing, Global Public Relations, and Media	6,406,000	7,155,000	9,169,000
Stakeholder Relations, Membership & Services	1,200,000	2,327,000	3,390,000
Operations (Finance, Legal, Technology & Human Resources)	3,757,000	4,797,000	5,263,000
Allocation to TOT Reserve Fund, for funding future programming	2,000,000	2,858,000	433,000
Total Expenditures	<u>\$ 18,071,000</u>	<u>\$ 23,270,000</u>	<u>\$ 25,892,000</u>

PROGRAM INFORMATION

LATCB will continue to re-evaluate strategies and tactics for each segment of the visitor economy based on actual 2022-23 results in order to grow visitation, sustain visitor spending, and realize revenue recovery.

Convention and Meeting Sales and Services - \$7,637,000

The mission of Convention and Meeting Sales and Services is to market Los Angeles as a destination for conventions, meetings, and trade shows. LATCB's sales are segmented between two different target audiences: Los Angeles Convention Center (LACC) users and those seeking meeting space and group room blocks in hotels.

While Citywide conventions at the LACC have shown considerable recovery compared to 2021-22, this segment still lags behind the three-year average of 2017-2019. Continued challenges include the slower recovery of international travel, the strength of the dollar and the lingering impacts related to the COVID-19 pandemic recovery.

Bookings continue to increase for hotel sales, albeit most of the hotel sales opportunities will be smaller, short-term corporate meetings.

Domestic Marketing - \$5,988,000

Based on Tourism Economics' latest forecasts from February 2023, domestic leisure tourism is expected to rebound to nearly 100 percent of the pre-pandemic baseline numbers from 2019. Additionally, domestic leisure tourism will continue to rebound much faster than international channels (see International Marketing below).

The domestic marketing efforts for 2023-24 will focus on two primary drivers: optimizing return on investment in the highest-performing advertising markets based on available funding and data, as well as continuing to leverage synergies among paid, owned, earned, trade and sales channels.

International Marketing - \$2,039,000

The international marketing focus will include strengthening efforts in key international markets (e.g. Mexico, Canada, United Kingdom, Australia, South Korea, France and Germany) and increasing efforts centered on three primary drivers: increasing our commitment to BrandUSA (the United States' national tourism marketing organization); conducting research and business intelligence trips in key international markets; and continuing to engage the global travel trade across a minimum of nine international markets.

Global Public Relations, Earned and Owned Media - \$1,142,000

LATCB's global communications team works with travel writers around the world to increase quality coverage of Los Angeles. LATCB will be conducting formal requests for proposals for public relations representation in six international markets. Furthermore, LATCB will continue to focus on the goal of delivering millions of unique visitors to its websites and leveraging social media followers and email databases.

Stakeholder Relations, Membership & Outreach - \$3,390,000

This division is responsible for management of the Membership Department, which includes solicitation of new members and the delivery of education, networking events, support, and other benefits to over 1,000 local member businesses. Goals for 2023-24 include driving an average membership satisfaction score of 4.0 or higher and continuing to grow and focus on delivering benefits to minority-owned business enterprise members.

This division is also responsible for building and maintaining relationships with elected officials and other stakeholders to communicate the role of the tourism industry as a leading employer and economic driver for Los Angeles. Activities include collaborating with local business and community organizations to elevate the welcome experience for both visitors and residents. In 2023-24, LATCB will build on diversity, equity, and inclusion initiatives with special focus on promoting sustainability and workforce development efforts.

Operations (Finance, Legal, Technology & Human Resources) - \$5,263,000

This division provides direct support to the operating divisions discussed above and includes administrative services, finance and accounting, human resources, payroll, legal, and information technology. Together, these departments are responsible for maintaining financial controls, operational efficiency, and contract compliance.

Allocation to TOT Reserve Fund - \$433,000

This category represents the funding of the TOT Reserve Fund with any excess collections that actualize in 2023-24. The allocation will only occur after all other budgeted allocations are funded. The TOT Reserve Fund was formed in accordance with the Agreement between the City and LATCB to be used in the event that revenues are severely impacted by catastrophic events or natural disasters and to fund programming and events in future years.

TOTAL 2023-24 LATCB TOT BUDGET: \$25,892,000

ADDITIONAL SOURCES AND USES OF FUNDING

Los Angeles Tourism Marketing District - \$34,906,000

LATCB has a long-term service contract with the Los Angeles Tourism Marketing District (LATMD), which was formed in 2011 by hotels with 50 or more guest rooms located in the City. The LATMD assesses member-hotel room revenue to generate funding to competitively sell and market these hotels. The LATMD Board recently approved increasing the assessment rate from one and a half percent to two percent, which went into effect during calendar year 2022. The LATMD revenues for 2023-24 assumes the new assessment rate. By contract, use of these funds is solely restricted to sales and marketing activities that provide specific benefit to the hotels in the LATMD.

Los Angeles World Airports International Marketing Alliance - \$750,000

Use of these funds are restricted by the Federal Aviation Administration solely for the international marketing of the Los Angeles International Airport and are directed by the Los Angeles World Airports.

Corporate Partnerships, Sponsorships and Advertising Sales - \$1,245,000

By contract, use of these funds must be used solely for the benefit and promotion of the sponsors, partners, and/or advertisers.

Membership Program Fees - \$1,380,000

Revenues derived from the Membership Program are from member dues and restaurants participating in Dine LA's semi-annual, two-week culinary event. These funds are used for the benefit of members and participants.

PRODUCTIVITY GOALS

Productivity goals for 2023-24 are comprised of Convention and Meeting Sales and Services objectives for bookings and leads as shown in the tables below. These productivity goals are subject to recommendations by the LATCB Sales Advisory Board and approval by the Board of Directors of LATCB, and are updated based on current internal and external industry data.

ESTIMATED REVENUES FROM SALES BOOKINGS FOR 2023-24¹

	2021-22 Actuals	2022-23 Estimates	2023-24 Goals	2023-24 Estimated TOT
Convention Center Events				
Number	14	12	18	
Room Nights	196,791	255,000	275,004	\$10,626,155
Hotel Corporate Meetings				
Number	262	430	490	
Room Nights	<u>115,381</u>	<u>192,275</u>	<u>221,480</u>	<u>\$8,557,987</u>
TOTALS				
Number	276	442	508	
Room Nights	<u>312,172</u>	<u>447,275</u>	<u>496,484</u>	<u>\$19,184,142</u>

ESTIMATED REVENUES FROM SALES LEADS FOR 2023-24¹

	2021-22 Actuals	2022-23 Estimates	2023-24 Goals	2023-24 Estimated TOT
Convention Center Events	118	120	140	\$82,647,869
Hotel Corporate Meetings	<u>1,744</u>	<u>2,390</u>	<u>2,560</u>	<u>\$44,711,117</u>
TOTALS	<u>1,862</u>	<u>2,510</u>	<u>2,700</u>	<u>\$127,358,986</u>

Potential Economic Impact

Total direct and indirect/induced economic impact from business sales resulting from events held at the LACC between 2023 and 2036 is projected to be approximately \$2.5 billion as shown in the table below. These sales will support 17,855 full time equivalent (FTE) jobs and \$169 million in state and local tax assessments. The following projections assume the anticipated recovery of the conventions industry post-pandemic as well as the completion of the proposed LACC Expansion and Modernization Project in 2027.

ESTIMATED ECONOMIC IMPACT OF BOOKED CONVENTION CENTER EVENTS 2023 THROUGH 2036²

	Direct	Indirect / Induced	Total
Business Sales	\$1,472,187,998	1,053,746,788	\$2,525,934,786
Jobs Supported Annual FTE's	13,783	4,072	17,855
Taxes and Assessments			
State Total	\$51,509,318	\$27,944,285	\$79,453,603
Local Total	\$83,372,484	\$6,453,823	\$89,826,307

Source: DMAI Economic Impact Calculator, February 2023

NOTE

¹ 2023-24 average room nights per booking assumptions:

- 15,278 for Convention Center Events
- 452 for Hotel Association and Corporate Meetings
- Average room rate: \$276 (2022 CBRE Audit Summary)

² These figures do not include the 2028 Summer Olympic and Paralympic Games as they are unique, one-time events.

THIS PAGE INTENTIONALLY LEFT BLANK

MEASURE M LOCAL RETURN FUND

BASIS FOR THE ADOPTED BUDGET

The 2023-24 Adopted Budget for Measure M Local Return Fund relates to the prior year funding as follows:

	Amount	% Change
2022-23 Adopted Budget	\$ 82,348,104	
2023-24 Adopted Budget	\$ 105,454,946	
Change from 2022-23 Budget	\$ 23,106,842	28.1%

In November 2016, County of Los Angeles voters approved the Los Angeles County Traffic Improvement Plan that imposes an additional one-half cent sales tax, with an increase to one percent on July 1, 2039. The Measure M Local Return Fund (Measure M) may be used to:

- Improve freeway traffic flow, reduce bottlenecks, and ease traffic congestion;
- Expand the rail and rapid transit system, accelerate rail construction and build new rail lines, enhance bus service, and improve system connectivity;
- Repave local streets, repair potholes, synchronize signals, improve neighborhood streets and intersections, and enhance bike and pedestrian connection;
- Keep the transit and highway system safe, earthquake-retrofit bridges, enhance freeway and transit system safety, and keep the transportation system in good working condition;
- Make public transportation more accessible, convenient, and affordable and provide better mobility options for our aging population; and,
- Embrace technology and innovation to incorporate modern technology, new advancements, and emerging innovations into the local transportation system.

The City receives an allocation from a 17 percent share of the revenue collected based on the City's percentage share of the County's population. Measure M Funds must be used to augment, not supplant, other City programs.

Measure M also requires the City to provide the Los Angeles Metropolitan Transportation Authority (Metro) with three percent of the costs for the Metro Regional Capital Projects within the City limits. Should the City not do so, the County may withhold Local Return Funds for up to 15 years or until the three percent threshold is satisfied. The amount of this obligation was estimated (in 2015 dollars) to be approximately \$490 million over 35 years from 2022 through 2057. In November 2022, Metro estimated that the City's contribution for the first three rail lines is \$182.5 million, which is pending negotiation with Metro on the payment schedule. This does not represent the full obligation amount.

BUDGET HIGHLIGHTS

- Street and transportation improvements: Funding is provided for street and transportation improvement programs including the City Capital and Technology Improvement Expenditure Program – Physical Plant, the Concrete Streets Program, and the Median Island Maintenance Program.
- Safety improvements: Funding is provided to enhance pedestrian and traffic safety through various programs including Vision Zero Program projects on the City's High Injury Network, traffic signals, traffic safety and education, sidewalk repair, and the Speed Hump Program.
- Universal Basic Mobility – Funding is provided to increase access to transportation options such as e-bikes, shared electric vehicle (EV) vehicles, on-demand EV shuttle service, and transit subsidies for residents in underserved communities.

Measure M Local Return Fund

	2022-23	2023-24
	Adopted Budget	Adopted Budget
REVENUES		
Cash Balance, July 1	\$ 69,613,210	\$ 123,939,442
Less:		
Prior Year Unexpended Appropriations	<u>55,523,568</u>	<u>98,064,385</u>
Balance Available, July 1	\$ 14,089,642	\$ 25,875,057
Receipts		
Measure M Local Return	67,458,462	77,829,889
Interest	<u>800,000</u>	<u>1,750,000</u>
Total Receipts	<u>\$ 68,258,462</u>	<u>\$ 79,579,889</u>
Total Available Balance	<u>\$ 82,348,104</u>	<u>\$ 105,454,946</u>

	2022-23	2023-24
	Adopted Budget	Adopted Budget
DEPARTMENTAL APPROPRIATIONS		
General Services - Funds are provided for materials testing and warehouse services for transportation projects.	\$ 101,629	\$ 111,165
Personnel - Funds are provided for human resources support for eligible programs and initiatives coordinated by the Department of Transportation.	113,245	145,633
Public Works		
Bureau of Contract Administration - Funds are provided to support inspection and contract compliance for street projects including traffic signal construction.	1,005,482	1,268,079
Bureau of Engineering - Funds are provided for traffic signal and left turn signal project design, for support and administration of transportation projects, and for support and administration of a bridge program strategic plan.	1,668,836	2,381,680
Bureau of Street Lighting - Funds are provided for traffic signal design work and street lighting elements of transportation projects and Vision Zero programs.	661,175	963,049
Bureau of Street Services - Funds are provided to support transportation, including bicycle lane repair and maintenance, the reconstruction of failed pavement streets, and sidewalk repair.	10,060,980	12,332,471
Transportation - Funds are provided for staffing for the Vision Zero program and other active and sustainable transportation initiatives.	9,521,847	9,980,898
Subtotal Departmental Appropriations	<u>\$ 23,133,194</u>	<u>\$ 27,182,975</u>

Measure M Local Return Fund

	2022-23	2023-24
	Adopted Budget	Adopted Budget
SPECIAL PURPOSE FUND APPROPRIATIONS		
Capital and Technology Improvement Expenditure Program (CTIEP) – Physical Plant - Funds are provided for the design and construction of various street and transportation projects.	\$ 15,218,313	\$ 18,289,357
Concrete Streets - Funds are provided for the reconstruction of concrete streets.	1,000,000	1,100,000
Contractual Services – Support – Funds are provided for contractual services for administrative support (\$25,000), StreetLight data analytics (\$350,000), and the City’s Travel Demand Model update (\$750,000).	1,125,000	1,125,000
Electric Vehicle Charging Infrastructure – Funds are provided for the installation of electric vehicle charging stations.	1,000,000	1,000,000
Engineering Special Services – Funds are provided to support the Citywide annual Geographic Information System software and maintenance Enterprise License Agreement, which provides software and cloud-based services to perform real-time geographic analysis.	61,000	61,000
Median Island Maintenance - Funds are provided for the maintenance of median islands Citywide.	2,000,000	2,000,000
Office Supplies – Funds are provided for office supplies.	25,000	25,000
Paint and Sign Maintenance - Funds were provided to support the purchase of paint and sign maintenance equipment and supplies for striping and pavement markings for City streets.	1,571,186	-
Sidewalk Repair – Access Request Acceleration - Funds are provided to accelerate sidewalk repair requests to safely separate vehicular and pedestrian traffic in compliance with the American Disabilities Act. Funds for this purpose are also provided in the Measure R Local Return Fund (\$11,875,349).	-	16,427,355
Speed Hump Program - Funds are provided for the installation of speed humps across the City. Funds for this purpose are also provided in the Local Transportation Fund (\$1,245,366).	679,247	679,247
Traffic Signal Supplies – Funds are provided to support the purchase of traffic signal supplies. Funds for this purpose are also provided in the Proposition C Local Return Fund (\$5,405,855).	3,000,000	2,094,145
Traffic Studies - Funds are provided for traffic studies.	400,000	400,000
Traffic Surveys - Funds are provided for traffic surveys.	100,000	100,000
Universal Basic Mobility - Funds are provided to integrate access across existing and new transportation options, provide new shared mobility options for residents and workers, expand and integrate fare payment subsidies, and expand electrification.	-	1,000,000

Measure M Local Return Fund

	2022-23	2023-24
	Adopted Budget	Adopted Budget
Vision Zero Corridor Projects - Funds are provided for street safety projects along Vision Zero High Injury Network corridors, including speed feedback sign installation and maintenance and pedestrian refuge island implementation as needed. Funds for this purpose are also provided in the Road Maintenance and Rehabilitation (SB1) Fund (\$10,701,450).	\$ 8,824,095	\$ 8,824,095
Vision Zero Education and Outreach - Funds are provided for Vision Zero safety education, outreach, and project engagement.	1,000,000	1,000,000
Vision Zero Independent Program Evaluation – Funds were provided for an independent evaluation of the Vision Zero Program by the City Controller and/or the City Administrative Officer to identify current successes and areas for improvement including opportunities for funding and prioritization strategies for future projects.	500,000	-
Vision Zero Treatment Maintenance – Funds are provided to support the maintenance and/or replacement of striping and pavement markings, signage, and damaged bollards along priority corridors and High Injury Network locations.	1,000,000	1,000,000
Reimbursement of General Fund Costs - Funds are provided to reimburse the General Fund for fringe, central services, and department administration and support.	21,711,069	23,146,772
Subtotal Special Purpose Fund Appropriations	\$ 59,214,910	\$ 78,271,971
TOTAL APPROPRIATIONS	\$ 82,348,104	\$ 105,454,946

MEASURE R TRAFFIC RELIEF AND RAIL EXPANSION FUNDS

BASIS FOR THE ADOPTED BUDGET

The 2023-24 Adopted Budget for Measure R Traffic Relief and Rail Expansion Funds relates to the prior year funding as follows:

	Amount	% Change
2022-23 Adopted Budget	\$ 71,750,443	
2023-24 Adopted Budget	\$ 91,493,799	
Change from 2022-23 Budget	\$ 19,743,356	27.52%

In November 2008, County of Los Angeles voters approved an one-half cent sales tax for a period of 30 years to:

- Expand the Los Angeles Metropolitan Transportation Authority (Metro) rail system, including providing a direct airport connection;
- Make local street improvements, such as synchronizing signals, filling potholes, repairing streets, and making neighborhood streets and intersections safer for drivers, bicyclists, and pedestrians in each community;
- Enhance safety and improve the flow of traffic on freeways and highways; and,
- Make public transportation more convenient and affordable (especially for seniors, students, the disabled, and commuters).

The Measure R Traffic Relief and Rail Expansion Funds represents the City’s share of the Local Return (15 percent of revenue collected), based upon population, and is referred to as the Measure R Local Return (Measure R) Fund. Measure R funds must be used to augment, not supplant, other City programs. In addition, through a Memorandum of Understanding with Metro, the City is providing a three percent match to Metro for delivering transit projects within the City limits. While not legally required, this match allows the City to maintain an active partnership with Metro on regional transit projects of significant importance to the City. This match is currently being budgeted within the Proposition A Local Transit Assistance Fund.

BUDGET HIGHLIGHTS

- **Street Improvements:** Funding is provided for street improvement programs including the City’s Pavement Preservation Program, and median island maintenance.
- **Safety Improvements:** Funding is provided to enhance pedestrian and traffic safety through various programs including sidewalk access ramp construction, Vision Zero, and projects on the City’s High Injury Network.

REVENUE	2022-23 Adopted Budget	2023-24 Adopted Budget
Cash Balance, July 1	\$ 31,064,920	\$ 44,056,461
Less: Prior Year Unexpended Appropriations	<u>19,335,766</u>	<u>31,572,532</u>
Balance Available, July 1	11,729,154	12,483,929
Anticipated Revenue Receipts	59,545,996	77,829,889
Interest	475,293	1,179,981
Total Revenue	<u>\$ 71,750,443</u>	<u>\$ 91,493,799</u>

	2022-23 Adopted Budget	2023-24 Adopted Budget
DEPARTMENTAL APPROPRIATIONS		
General Services - Funds are provided for materials testing support for the City's Pavement Preservation Plan.	\$ 2,085,756	\$ 2,116,560
Personnel - Funds are provided to enhance human resources support for eligible programs and initiatives coordinated by the Department of Transportation.	113,245	145,633
Public Works		
Bureau of Engineering - Funds are provided for hiring hall and surveys. Funds are also provided to support the review of design projects along the High Injury Network for Vision Zero and for engineering design and survey work for 20 pedestrian and bus stop refuge islands.	635,158	648,031
Bureau of Street Lighting - Funds are provided for design, coordination, and construction engineering for the deployment of various street lighting projects for Vision Zero. This includes pedestrian lighting for 20 bus stop pedestrian islands, support for the mid-block crosswalk program, and support for lighting around the top 50 schools in need.	487,215	489,943
Bureau of Street Services - Funds are provided for the City Pavement Preservation Program (\$17,093,440). Funds are also continued for sidewalk access ramp construction (\$3,389,764). This will accelerate City efforts to ensure that all constituents have equal access to the City public infrastructure, create safer intersections, and assist with compliance with the Willits settlement. Funding is also provided for other eligible programs and projects (\$3,751,455).	23,696,033	24,234,659
Transportation - Funds are provided for staffing for six District Offices, Vision Zero, and other Active Transportation Initiatives.	5,856,319	6,104,006
Subtotal Departmental Appropriations	\$ 32,873,726	\$ 33,738,832

	2022-23 Adopted Budget	2023-24 Adopted Budget
SPECIAL PURPOSE FUND APPROPRIATIONS		
CTIEP – Physical Plant – Funds are provided for the following projects in the Capital and Technology Improvement Expenditure Program (CTIEP) – Physical Plant: Bike Lane Repair and Maintenance (\$432,161), Glendale-Hyperion Complex of Bridges (\$913,000), La Brea Avenue Street Improvements Complete Street (\$625,000), and Sunset Plaza (\$1,642,752).	\$ 4,700,000	\$ 3,612,913
Automated Traffic Surveillance and Control (ATSAC) System Maintenance - Funds are provided for ongoing maintenance requirements such as camera maintenance and replacement, replacement of items such as transceivers, receivers, servers, and fusion splicers, repair of trunk line breaks, software licensing, wireless and telephone drop connections, video wall maintenance, hub maintenance, replacement of hub buildings, and video central switcher maintenance.	3,000,000	3,000,000
Bicycle Plan/Program - Five percent of the estimated local return revenue is provided for bicycle projects within the City.	2,519,330	3,891,494
Gender Equity in Transportation – Funds were provided for contractual services to develop methodologies to prioritize programs, projects, and resources that enhance the ways women, girls, and gender minorities travel and corresponding equity metrics.	200,000	-
Great Streets - Funds were provided for one-time support for advanced planning and construction improvements on Great Street corridors.	500,000	-
Median Island Maintenance - Funds are provided for the maintenance of median islands Citywide.	1,000,000	1,000,000
Paint and Sign Maintenance - Funds were provided to support the purchase of paint and sign maintenance equipment and supplies for striping and pavement markings for City streets. Funds for this purpose in the amount of \$3,471,186 are provided in the Proposition C Anti-Gridlock Transit Fund.	1,800,000	-
Pavement Preservation Overtime - Funds are provided for the Department of Transportation’s Pavement Preservation overtime needs.	700,000	700,000
Pedestrian Plan/Program - Five percent of the estimated local return revenue is provided for pedestrian projects within the City.	2,977,300	3,891,494
PPP Access Ramps – Funds are provided to construct sidewalk access ramps under the Pavement Preservation Program (PPP).	-	2,927,041
Sidewalk Access Request Acceleration – Funds are provided to address the backlog of sidewalk access requests.	-	11,875,349
Technology and Communications - Funds are provided for technology and communications requests.	25,000	25,000
Vision Zero Contracts, Speed Surveys, Outreach Campaign - Funds are provided for education and outreach, campaign messaging, and the renewal or extension of speed zone surveys along the High Injury Network. Additional funding in the amount of \$1,000,000 is provided funding for education, outreach, and campaign messaging in the Measure M Local Return Fund.	200,000	200,000

	2022-23 Adopted Budget	2023-24 Adopted Budget
Reimbursement of General Fund Costs - Funds are provided to reimburse the General Fund for fringe benefits, central services, and department administration and support.	\$ 21,255,087	\$ 26,631,676
Subtotal Special Purpose Fund Appropriations	<u>\$ 38,876,717</u>	<u>\$ 57,754,967</u>
TOTAL APPROPRIATIONS	<u>\$ 71,750,443</u>	<u>\$ 91,493,799</u>

THIS PAGE INTENTIONALLY LEFT BLANK

MEASURE UNITED TO HOUSE LA (ULA) HOUSE LA FUND

BASIS FOR THE ADOPTED BUDGET

The 2023-24 Adopted Budget for the Measure United to House LA (ULA) House LA Fund relates to the prior year funding as follows:

	\$	Amount
2022-23 Adopted Budget	\$	-
2023-24 Adopted Budget	\$	671,790,000*
Change from the 2022-23 Budget	\$	671,790,000

* The 2023-24 amount reflects an estimate of unallocated 2022-23 receipts and a projection of anticipated Measure ULA Tax receipts in 2023-24.

In November 2022, City of Los Angeles voters approved Measure ULA, or the Homelessness and Housing Solutions Tax, a ballot initiative which imposes an additional tax on sales and transfers of real property exceeding the following thresholds:

- A tax at the rate of four percent of the consideration or value when the property transferred exceeds \$5 million but is less than \$10 million; and
- A tax at the rate of five point five percent of the consideration or value when the property transferred is \$10 million or greater.

The Measure ULA establishes specific programs on which the collected revenues must be spent and prescribes the percentage that must be allocated for each program. The House LA Fund monies must be expended according to the Los Angeles Program to Prevent Homelessness and Fund Affordable Housing (House LA) guidelines approved by the House LA Citizen Oversight Committee, Council, and Mayor.

Due to risks associated with pending litigation, the 2023-24 Adopted Budget only proposes to spend \$150 million of anticipated receipts for House LA Programs. In the event Measure ULA is invalidated, the City's General Fund may be obligated to cover any spent funds. Up to \$150 million in Federal Emergency Management Agency reimbursements to the General Fund may be available for this purpose over 2024-25 and 2025-26.

BUDGET HIGHLIGHTS

- \$432.6 million is provided to support House LA Affordable Housing Programs.
- \$185.4 million is provided to support House LA Homelessness Prevention Programs.
- \$53.7 million is provided for the compliance, implementation, and administration of House LA Programs.

	Allocation Percentage*	2023-24 Adopted Budget	2023-24 Adopted Spending Plan
HOUSE LA FUND APPROPRIATIONS			
HOUSE LA PROGRAMS			
<i>AFFORDABLE HOUSING PROGRAMS</i>			
<p>Multifamily Affordable Housing – Funds are provided for the development of supportive and/or affordable housing projects of 40 units or more for income-qualified populations in conjunction with other federal, state, and local affordable housing sources. The funding may also be used to expedite the development of projects in the City’s Affordable Housing Managed Pipeline.</p>	22.5 - 25	\$ 139,060,530	\$ -
<p>Alternative Models for Permanent Affordable Housing – Funds are provided for: 1) the construction of new supportive and affordable rental or mixed rental/homeowner projects of 40 units or more, and/or 2) the acquisition, rehabilitation, adaptive reuse, lease, preservation and operation of supportive and/or affordable or mixed rental/homeowner projects of any size. The funding may also be used for:</p> <ul style="list-style-type: none"> • Scaling up the development of publicly-owned land; • The development of a program to purchase deeper affordability in otherwise market rate or inclusionary projects in targeted higher opportunity markets, which would create mixed-income housing opportunities; • Funding for affordability in adaptive reuse projects; and, • Innovations in housing delivery. 	22.5 - 25	139,060,530	-
<p>Acquisition and Rehabilitation of Affordable Housing – Funds are provided for the acquisition, preservation, rehabilitation, lease, or operation of existing housing including but not limited to rent-controlled properties, residential hotels, Accessory Dwelling Units (ADU), and Junior ADUs, either without existing covenants requiring affordability or with existing covenants that will expire within 10 years of project onset, as defined by the Housing Department. The funding may also be used to:</p> <ul style="list-style-type: none"> • Extend and preserve buildings with expiring covenants through the newly proposed Preservation Program (C.F. 23-0311); • Fund deferred maintenance or other capital needs for existing covenanted properties; • Fund rehabilitation of at-risk projects; and, • Fund the acquisition of existing or newly constructed units and/or matching funds for Project Homekey. 	10	61,804,680	61,804,680

	Allocation Percentage*	2023-24 Adopted Budget	2023-24 Adopted Spending Plan
<p>Homeownership Opportunities, Capacity-Building and Operating Assistance – Funds are provided to: 1) support single family and cooperative homeownership opportunities; 2) provide capacity-building funding for community land trusts and other organizations that serve and have representative leadership from disadvantaged communities and facilitate tenant ownership; and, 3) provide long-term operating assistance that supports new construction, acquisition, and/or rehabilitation of existing housing. The funding may also be used to fund:</p> <ul style="list-style-type: none"> • An education, training, and capacity-building program related to small, women, and minority-owned firms in the affordable housing development field, as well as community land trusts and community based-organizations; and, • A program to support ADU development for lower- to moderate-income homeowners. 	10	61,804,680	-
<p>Program Stabilization Fund – Funds are provided to address periodic revenue shortfalls for House LA Affordable Housing and Homelessness Prevention Programs that require a consistent revenue stream.</p>	5	30,902,340	-
<i>Subtotal Affordable Housing Programs</i>	70	<u>\$ 432,632,760</u>	<u>\$ 61,804,680</u>
<i>HOMELESSNESS PREVENTION PROGRAMS</i>			
<p>Short-Term Emergency Assistance – Funds are provided to provide short-term emergency funding to tenant households at risk of becoming homeless.</p>	5	\$ 30,902,340	\$ 20,000,000
<p>Income Support for Rent-Burdened At-Risk Seniors and Persons with Disabilities – Funds are provided to provide income assistance to rent-burdened, acutely, extremely, and very low-income households, including seniors (aged 65 years and above) and/or individuals with disabilities, at risk of becoming homeless.</p>	10	61,804,680	25,000,000
<p>Eviction Defense/Prevention – Funds are provided for a right-to-counsel program to provide housing-related legal services to low-income tenants threatened with eviction.</p>	10	61,804,680	25,000,000
<p>Tenant Outreach and Education – Funds are provided for tenant outreach, education, and navigation services.</p>	2	12,360,936	6,000,000

	Allocation Percentage*	2023-24 Adopted Budget	2023-24 Adopted Spending Plan
Protections from Tenant Harassment – Funds are provided to fund non-profit organizations and City services to monitor and enforce protections against tenant harassment and other tenant rights.	3	18,541,404	12,195,320
<i>Subtotal Homelessness Prevention Programs</i>	30	<u>\$ 185,414,040</u>	<u>\$ 88,195,320</u>
Subtotal House LA Programs	<u>100**</u>	<u>\$ 618,046,800</u>	<u>\$150,000,000</u>
ADMINISTRATION – Funds are provided for the compliance, implementation, and administration of House LA Programs, including the staffing and other expenses of the House LA Citizens Oversight Committee.	Up to 8	\$ 53,743,200	\$ -
TOTAL APPROPRIATIONS		<u>\$ 671,790,000</u>	<u>\$ 150,000,000</u>

* The allocation percentages are based on the percentages outlined in the ULA ballot measure.

** The House LA Programs subtotal represents 92 percent of Total Appropriations.

MEASURE W LOCAL RETURN FUND

BASIS FOR THE ADOPTED BUDGET

The 2023-24 Adopted Budget for the Measure W Local Return Fund (Measure W) relates to prior year funding as follows:

	Amount	% Change
2022-23 Adopted Budget	\$ 36,375,584	
2023-24 Adopted Budget	\$ 47,451,530	
Change from 2022-23 Budget	\$ 11,075,946	30.45%

On November 6, 2018, County of Los Angeles voters approved Measure W – The Los Angeles Region Safe, Clean Water Program (Measure W), a parcel tax of 2.5 cents per square foot of impermeable surface to support the costs of stormwater-related projects and activities. Revenues are allocated to municipal, regional, and administrative sub-programs. Forty percent of revenues are allocated to municipalities in the same proportion as the amount of revenues collected within each municipality. Fifty percent is allocated for region-wide projects and is awarded on a competitive basis. The remaining ten percent is allocated to the Los Angeles County Flood Control District for implementation and administration of the Measure W Program. Eligible uses for revenues include projects that provide a water supply and/or quality benefit and a community investment benefit. Measure W can be used to fund Enhanced Watershed Management Program projects and the operation and maintenance of completed water quality improvement projects.

REVENUE

The County of Los Angeles has developed guidelines and funding eligibility requirements for the Measure W Program and executed transfer agreements with the various municipalities. Measure W revenues collected by the County for 2021-22 were received in January 2023. The delay in revenues is attributed to the County's reconciliation process. Pursuant to the executed transfer agreement (C.F. 18-0384), funds for 2023-24 are expected to be received in December 2024.

BUDGET HIGHLIGHTS

- Funding for four new positions in the Bureau of Sanitation are included for operations and maintenance support.
- Funding for eight water quality projects (\$16.4 million) is provided in the Capital and Technology Improvement Expenditure Program – Physical Plant Budget.

Measure W Local Return Fund

	2022-23 Adopted Budget	2023-24 Adopted Budget
Balance Available, July 1	\$ 16,053,316	\$ 24,316,201
Less: Prior Year's Unexpended Appropriations	<u>11,877,732</u>	<u>14,011,200</u>
Adjusted Balance	\$ 4,175,584	\$ 10,305,001
Receipts: Measure W Local Return Revenue	\$ 32,000,000	\$ 36,500,000
Other Receipts	--	346,529
Interest	<u>200,000</u>	<u>300,000</u>
Total Receipts	<u>\$ 32,200,000</u>	<u>\$ 37,146,529</u>
Total Available Balance	<u>\$ 36,375,584</u>	<u>\$ 47,451,530</u>

	2022-23 Adopted Budget	2023-24 Adopted Budget
--	-----------------------------------	-----------------------------------

DEPARTMENTAL APPROPRIATIONS

Funds are provided to various City departments, offices, and bureaus to support the cost of stormwater related activities.

Public Works

Board – General oversight of the Department of Public Works and direct management of accounting and personnel functions.	\$ 67,563	\$ 75,402
---	-----------	-----------

Engineering – Design and construction management services.	1,408,218	1,823,451
---	-----------	------------------

Budget, Finance and Innovation Report Item No. 90

The Council modified the Mayor's Proposed Budget by adding funding (\$270,332) to support the Safe Clean Water municipal and regional projects.

Sanitation – Planning, operational, monitoring, and coordination services for the Measure W Safe, Clean Water Program.	6,313,647	7,103,930
---	-----------	-----------

Subtotal Departmental Appropriations	<u>\$ 7,789,428</u>	<u>\$ 9,002,783</u>
---	---------------------	---------------------

SPECIAL PURPOSE FUND APPROPRIATIONS

Feasibility Studies – Funds are provided for feasibility studies of water quality projects to be submitted for funding consideration as part of the Measure W Regional Call for Projects.	\$ 1,500,000	\$ 2,910,000
--	--------------	--------------

Operation and Maintenance – TMDL Compliance Projects. Funds are provided for the operation and maintenance of watershed improvement projects.	3,605,907	3,667,151
--	-----------	-----------

PW Sanitation Expense and Equipment – Funds are provided for program-wide costs such as service contracts (\$300,000) and Task Order Solicitations services (\$1,570,000).	1,475,525	1,870,000
---	-----------	-----------

Measure W Local Return Fund

	2022-23 Adopted Budget	2023-24 Adopted Budget
Regional Project Development and Revolving Funds – Funds are provided for the initial development of regional water quality projects and to be used as a revolving fund for potential match or front-funding requirements for regional funding.	204,502	6,540,491
Budget, Finance and Innovation Report Item No. 90 The Council modified the Mayor’s Proposed Budget by deleting funding (\$399,294) to support the Safe Clean Water municipal and regional projects.		
Reimbursement of General Fund Costs – Funds are provided to reimburse the General Fund for fringe benefits, central services, and department administration and support.	6,795,878	7,060,605
Budget, Finance and Innovation Report Item No. 90 The Council modified the Mayor’s Proposed Budget by adding funding (\$128,962) for related costs for positions added to support the Safe Clean Water municipal and regional projects.		
Subtotal Special Purpose Fund Appropriations	<u>\$ 13,581,812</u>	<u>\$ 22,048,247</u>
 CAPITAL AND TECHNOLOGY IMPROVEMENT EXPENDITURE PROGRAM (CTIEP)		
CTIEP Physical Plant – Funding for projects meets eligible requirements including providing a water quality or water supply benefit as well as a community benefit.	\$ 15,004,344	\$ 16,400,500
Subtotal Capital and Technology Improvement Expenditure Program	<u>\$ 15,004,344</u>	<u>\$ 16,400,500</u>
TOTAL APPROPRIATIONS	<u>\$ 36,375,584</u>	<u>\$ 47,451,530</u>

THIS PAGE INTENTIONALLY LEFT BLANK

NEIGHBORHOOD COUNCIL FUND

BASIS FOR THE ADOPTED BUDGET

The 2023-24 Adopted Budget for the Neighborhood Council Funding Program relates to prior year funding as follows:

		Estimated Available Balance on July 1		General Fund Appropriation		Other Appropriations		Total Appropriation	No. of NCs as of July 1
2022-23 Adopted Budget	\$	-	\$	3,218,000	\$	-	\$	3,218,000	99
2023-24 Adopted Budget	\$	-	\$	3,228,000	\$	-	\$	3,228,000	99
Change from 2022-23 Budget						\$		10,000	-
Percent Change								0.3 %	

The Neighborhood Council Fund is administered by the City Clerk on behalf of Neighborhood Councils (NCs) as part of the funding program. It provides funding to certified NCs for operation and neighborhood improvement purposes designated by each NC. In accordance with Administrative Code Section 22.810.1(g), money appropriated in the budget each year for certified NCs shall be placed in the Neighborhood Council Fund for costs related to the functions, operations, and duties of being a certified NC.

If an NC enrolls during a fiscal year, the appropriation is prorated based on the quarter during which the NC became eligible for funding and upon which its full board has been selected. Any unspent funds remaining in the Neighborhood Council Fund at the end of the fiscal year will be used to reduce the General Fund appropriation the following year. NCs have the ability to roll over a non-cumulative maximum of \$10,000 in any given fiscal year. As a result of this roll over process, it is assumed that there will not be any unspent funds to reduce the General Fund appropriation for 2023-24.

There are currently 99 certified NCs and an appropriation of \$3,168,000 was adopted for 2023-24 to provide each NC with an allocation of \$32,000. With an additional \$60,000 for translation funding (an increase of \$10,000 from 2022-23), the total General Fund appropriation for 2023-24 is \$3,228,000.

Total required for 99 NCs and translation:	\$3,228,000
Estimated Available Balance on July 1:	\$ -
General Fund Appropriation for 2023-24:	<u>\$3,228,000</u>

THIS PAGE INTENTIONALLY LEFT BLANK

PROPOSITION A LOCAL TRANSIT ASSISTANCE FUND

BASIS FOR THE ADOPTED BUDGET

The 2023-24 Adopted Budget for the Proposition A Local Transit Assistance (Proposition A) Fund relates to the prior year funding as follows:

	Amount	% Change
2022-23 Adopted Budget	\$ 297,689,848	
2023-24 Adopted Budget	\$ 258,864,698	
Change from 2022-23 Budget	\$ (38,825,150)	(13.04%)

Approved by the voters in November 1980, Proposition A imposes a one-half cent sales tax for the planning, administration, and operation of public transportation programs. Proposition A funds are distributed Countywide as follows: 40 percent for discretionary and incentive projects, 35 percent for rail transit, and 25 percent for local return. Local Return revenue is allocated to cities based on population. Proposed appropriations comply with the Proposition A Local Return Program Guidelines adopted by the Los Angeles Metropolitan Transportation Authority (Metro), which administers this Program.

The Proposition A Schedule is balanced for 2023-24 by eliminating a total of \$287.2 million of prior year appropriations, including the purchase of a new bus yard (\$38.5M) and the operations and maintenance of the Downtown Streetcar (\$24.5M). However, there continues to be an ongoing structural deficit in City transit operations funded from the Proposition A Fund. The required level of funding of transit service is approximately \$274 million annually and the annual ongoing revenue within the Proposition A Fund is approximately \$197 million, resulting in an structural deficit of approximately \$77 million annually. The Department of Transportation is updating a Transit Services Analysis to be submitted to the Mayor and Council that will include options to resolve the ongoing structural deficit in future years.

BUDGET HIGHLIGHTS

- Funding for Transit Operations consolidates appropriations for Commuter Express, DASH, and Cityride transit and includes partial funding for various proposed transit options.
- Funding is provided to leverage grant funding to support facility upgrades at the transit yards.
- Funding is provided for the City's 2023-24 payment of the City Three Percent Measure R Match contribution for Metro projects in the City of Los Angeles. The 15-year funding agreement with Metro (C.F.13-0337) approved on April 23, 2014, instructs the City to ensure that future City budgets include these payments.

REVENUE	2022-23 Adopted Budget	2023-24 Adopted Budget
Cash Balance, July 1	\$ 240,197,066	\$ 221,651,630
Less: Prior Year's Unexpended Appropriations	<u>110,916,851</u>	<u>171,959,536</u>
Balance Available, July 1	129,280,215	49,692,094
Advertising	371,000	968,750
Interest	3,295,876	6,064,488
Reimbursements from Other Funds	63,561,123	79,767,896
Lease and Rental Fees	12,000	2,000
Metro Additional Support for Bus Operations- Measure R	4,907,220	4,907,220
Farebox Revenue	545,500	545,500
Proposition A Local Transit Tax	95,716,914	110,388,764
Metro Bus Passes	-	160,127
Other Receipts	-	6,367,859
Total Receipts	<u>\$ 168,409,633</u>	<u>\$ 209,172,604</u>
Total Revenue	<u>\$ 297,689,848</u>	<u>\$ 258,864,698</u>

	2022-2023 Adopted Budget	2023-2024 Adopted Budget
DEPARTMENTAL APPROPRIATIONS		
Aging - Funds are provided for staff to administer the Multi-Purpose Centers Shuttle Program.	\$ 453,045	\$ 491,540
Controller - Funds are provided for Proposition A administration.	112,740	120,235
Council - Funds are provided for Proposition A administration.	80,136	80,136
Contract Administration - Funds are provided for construction inspection services.	129,157	134,182
Personnel - Funds are provided for staffing to enhance human resources support for eligible programs and initiatives coordinated by the Department of Transportation.	113,245	145,634
Street Services - Funds are provided for the installation of bus pads and for the installation and improvement of bus stop landings and curb ramps by City staff.	2,319,174	2,403,707
Transportation - Funds are provided for administration of City mass transit services and other Proposition A related activities.	6,354,753	6,610,612
Subtotal Departmental Appropriations	<u>\$ 9,562,250</u>	<u>\$ 9,986,046</u>
CITY TRANSIT SERVICES		
Marketing City Transit Program - Funds are provided for customer service and marketing of City transit services.	\$ 3,000,000	\$ 3,000,000
Facility Lease - Funds are provided for a Caltrans lease for a joint layover facility.	600,000	724,952
Reimbursement for Metro Bus Pass Sales – Funds are provided in order to reimburse Metro. The Transit Store sells bus passes and the proceeds are deposited into City accounts.	-	160,127

	2022-23 Adopted Budget	2023-24 Adopted Budget
Transit Operations - Funds are provided for DASH, Commuter Express, and Cityride transit operations, including fuel reimbursements.	\$ 181,645,670	\$ 163,765,410
Transit Sign Production and Installation - Funds are provided to replace signage at DASH and Commuter Express bus stops.	300,000	420,000
Transit Store - Funds are provided for the operation of the Transit Store which is a central information outlet for transit services. The store provides information, sells tickets, Metro fare media and passes, and handles customer service complaints.	800,000	2,500,000
Universal Fare System - Funds are provided to purchase the necessary equipment to remove Transit Access Pass (TAP) from old buses and reinstall TAP on replacement buses for DASH and Commuter Express.	250,000	1,400,000
Subtotal City Transit Service	<u>\$ 186,595,670</u>	<u>\$ 171,970,489</u>
SPECIALIZED TRANSIT		
Bikeshare Operations and Maintenance - Funds are provided to support the operations and maintenance cost for the Bikeshare Pilot Program established as part of a Regional Program implemented with Metro.	\$ 15,000,000	\$ 8,500,000
Cityride Fare Card. Funds are provided to reimburse taxi and private van companies providing services to senior citizens and individuals with disabilities.	2,766,800	2,780,000
Cityride Fleet Replacement – Funds are provided to replace fleet vehicles for the Senior Cityride Program.	13,500,000	8,090,000
Paratransit Program Coordination Services - Funds are provided for Cityride program services, including registration, distribution of transit scrip, collection of revenue, and automation.	2,016,800	2,500,000
Senior Cityride Program - Funds are provided for the operation of door-to-door transit service for seniors and disabled individuals. This Program is based at the Department of Aging’s Senior Multipurpose Centers.	8,590,000	3,708,000
Senior Youth/Transportation Charter Bus Program - Funds are provided for contracted charter bus trips scheduled by the Mayor’s Office and Council Offices for recreational and educational purposes.	890,000	890,000

	2022-23 Adopted Budget	2023-24 Adopted Budget
Youth Program Bus Services – Recreation and Parks - Funds are provided for youth program bus services to Department of Recreation and Parks facilities.	\$ 500,000	\$ 500,000
Subtotal Specialized Transit	<u>\$ 43,263,600</u>	<u>\$ 26,968,000</u>
TRANSIT CAPITAL		
Bus Facility Purchase Program - Funds were provided for the purchase of maintenance facilities.	\$ 7,000,000	\$ -
Facility Upgrades for Electrification - Funds are provided to support additional facility upgrades at the Bus Facility Transit Yards.	-	4,295,374
Inspection Travel Fleet Representative Procurement - Funds are provided for travel expenses to inspect new fleet vehicles.	15,000	15,000
Vision Zero Bus Stop Security Lighting - Funds are provided for lighting improvements at bus stops on or near the High Injury Network to improve public safety.	495,000	495,000
Solar Signs - Funds were provided for solar-powered signage. Unexpended prior year appropriations are available for this capital expenditure.	2,750,000	-
Subtotal Transit Capital	<u>\$ 10,260,000</u>	<u>\$ 4,805,374</u>
TRANSIT FACILITIES		
Transit Facility Security and Maintenance - Funds are provided for various maintenance and minor capital improvement projects at City-owned and maintained transit facilities. Funds are also provided for security at City transit stations and five Metrolink stations.	\$ 2,000,000	\$ 3,417,265
Subtotal Transit Facilities	<u>\$ 2,000,000</u>	<u>\$ 3,417,265</u>

SUPPORT PROGRAMS	2022-23 Adopted Budget	2023-24 Adopted Budget
LCTOP Free Fare - Funds were provided for free transit fare for students through the State's Low Carbon Transit Operations Program (LCTOP).	\$ 1,211,378	\$ -
Matching Funds - Measure R Projects/LRTP/30-10. Three percent in matching funds is provided as part of the match contribution for regional Measure R subway and rail construction projects which are constructed within City limits.	25,000,000	25,000,000
Eco Rapid Transit JPA - Funds are provided for the Joint Powers Authority annual membership with Eco Rapid Transit for the West Santa Ana Transit Corridor Project.	50,000	69,567
Memberships and Subscriptions	65,000	35,000
Office Supplies	15,000	15,000
Project Match Funds	30,000	30,000
Reserve for Future Transit Service - Funds were provided to offset potential future shortfalls for increased expenditures.	5,775,430	-
Ride and Field Checks - Funds are provided for an objective third party to perform Ride and Field checks for transit vehicles, which will standardize reporting and remove potential conflicts of interest.	2,000,000	2,000,000
Technology and Communications Equipment - Funds are provided for a computer and server replacement program.	130,000	130,000
Transit Bus Security Services - Funds are provided for the Los Angeles Police Department to provide transit security on DASH buses. Prior to 2016-17, this service was provided by the Los Angeles County Sheriff, and funding was directly allocated by Metro to the County.	1,392,629	1,400,000
Transit Operations Consultant – Funds are provided for internal review of current fleet yards, bus stop amenities, driver safety, and the development of an electrification plan for the transit fleet.	-	1,000,000
Transit Bus Communications - Funds are provided to install cellular service, wireless service, and bus arrival information on buses	700,000	1,700,000
Transportation Grant Fund Matching Funds - Funds are provided for eligible Transportation Grant Fund projects.	500,000	500,000
Travel and Training - Funds are provided for various transit-related conferences and training programs.	50,000	50,000

	2022-23 Adopted Budget	2023-24 Adopted Budget
Vehicles for Hire Technology Upgrades. Funds are provided for third party cloud based hosting and maintenance support for the Taxicab, Ambulance, and Vehicles for Hire Information System. This system will streamline the permitting process for taxicab and non-taxicab drivers, including City Transit Bus Drivers.	30,000	30,000
Reimbursement for General Fund Costs. Funds are provided to reimburse the General Fund for fringe, central services, and department administration and support.	9,058,891	9,757,957
Subtotal Support Programs	<u>\$ 46,008,328</u>	<u>\$ 41,717,524</u>
TOTAL APPROPRIATIONS	<u>\$ 297,689,848</u>	<u>\$ 258,864,698</u>

THIS PAGE INTENTIONALLY LEFT BLANK

PROPOSITION C ANTI-GRIDLOCK TRANSIT IMPROVEMENT FUND

BASIS FOR THE ADOPTED BUDGET

The 2023-24 Adopted Budget for the Proposition C Anti-Gridlock Transit Improvement (Proposition C) Fund relates to the prior year funding as follows:

	Amount	% Change
2022-23 Adopted Budget	\$ 108,078,045	
2023-24 Adopted Budget	\$ 153,229,021	
Change from 2022-23 Budget	\$ 45,150,976	41.78%

The Proposition C Fund receives revenue from the one-half cent sales tax increase approved by County of Los Angeles voters in 1990. The funds are allocated Countywide on a per-capita basis and may be used for public transit, paratransit, and the repair and maintenance of streets used by public transit. The Los Angeles Metropolitan Transportation Authority (Metro) approved guidelines for Proposition C funds reflect a distribution of funding as follows:

Discretionary	40%
Transit-Related Highway Improvements	25%
Local Return (Allocation to Jurisdictions)	20%
Commuter Rail	10%
Security	5%

BUDGET HIGHLIGHTS

- One-time funding is provided for projects under the Capital and Technology Improvement Expenditure Program and other programs as detailed under Other Special Purpose Fund Appropriations below.
- Metro Annual Work Program: Funding is provided to City departments for salaries and expense costs associated with the Metro Annual Work Program. All expenses are reimbursed by Metro. The Metro Annual Work Program includes transportation projects which are part of the America Fast Forward Initiative (also known as the Measure R 30/10 Initiative) and the Measure M 28 by 28 Program. Funding is also provided to various City departments to support the Metro Purple Line Expansion, which is under construction.
- Transportation Grant Fund Work Program: Front funding is provided to City departments for salaries and expense costs associated with transportation grant funded projects.

Proposition C Anti-Gridlock Transit Improvement Fund

REVENUE	2022-23 Adopted Budget	2023-24 Adopted Budget
Cash Balance Available, July 1	\$ 28,578,630	\$ 63,766,143
Less: Prior Year's Unexpended Appropriations	<u>14,995,313</u>	<u>16,251,032</u>
Balance Available, July 1	\$ 13,583,317	\$ 47,515,111
Construction Traffic Management Fee	361,957	361,957
Metro Annual Work Program Salary Reimbursement	8,041,766	8,041,766
Prop C Local Transit Tax – Local Return	79,394,661	91,564,575
Interest Transfer from Transportation Grant Fund	687,224	707,841
Transportation Grant Salary Reimbursement	5,571,867	3,532,784
Interest	437,253	1,504,987
Total Receipts	<u>\$ 94,494,728</u>	<u>\$ 105,713,910</u>
Total Revenue	<u>\$ 108,078,045</u>	<u>\$ 153,229,021</u>

Proposition C Anti-Gridlock Transit Improvement Fund

	2022-23 Adopted Budget	2023-24 Adopted Budget
DEPARTMENTAL APPROPRIATIONS		
City Administrative Officer - Funds are provided for administration.	\$ 80,276	\$ 90,670
City Attorney - Funds are provided for legal services.	227,080	236,382
General Services - Funds are provided for materials testing for street resurfacing projects funded through Proposition C.	742,277	747,558
Mayor - Funds are provided for a Metro liaison position.	141,363	141,363
Personnel - Funds are provided to enhance human resources support for eligible programs and initiatives coordinated by the Department of Transportation.	318,052	379,898
Public Works		
Board of Public Works - Funds are provided for continued support of the Metro Annual Work Program.	135,661	158,531
Bureau of Contract Administration - Funds are provided for contract compliance and construction inspection for the Transportation Grant Fund Annual Work Program and the Metro Annual Work Program.	4,336,587	4,729,540
Bureau of Engineering - Funds are provided for the Automated Traffic Surveillance and Control (ATSAC) Center and adaptive traffic control system (ATCS) programs (signal timing engineering), the Transportation Grant Fund Annual Work Program, the Metro Annual Work Program, and other eligible projects.	8,476,768	8,733,149
Bureau of Street Lighting - Funds are provided for design of transit related projects such as transit shelter security lighting and streetscape projects. Funds will support plan check reviews for traffic signal projects, the Transportation Grant Fund Annual Work Program, and the Metro Annual Work Program.	2,996,400	3,081,782
Bureau of Street Services - Funds are provided for street improvements and transit enhancement projects relative to the Transportation Grant Fund Annual Work Program, Metro Call for Projects, Metro Annual Work Program and Safe Routes to School Program.	14,437,402	14,735,310
Transportation - Funds are provided for salaries and expenses in the Transportation Grant Fund Annual Work Program, the Metro Annual Work Program, ATSAC and ATCS signal maintenance, and various other programs.	40,709,587	42,689,326
General City Purposes - Funds are provided to pay a portion of the City's Southern California Association of Governments annual membership.	30,000	30,000
Subtotal Departmental Appropriations	\$ 72,631,453	\$ 75,753,509

Proposition C Anti-Gridlock Transit Improvement Fund

	2022-23	2023-24
	Adopted Budget	Adopted Budget
OTHER SPECIAL PURPOSE FUND APPROPRIATIONS		
CTIEP – Physical Plant - Funds are provided for the following projects in the Capital and Technology Improvement Expenditure Program (CTIEP) – Physical Plant: Erosion Control for Hillside Damage (FY 23-24) (\$3,500,000), Hollywood Walk of Fame (\$4,000,000), La Cienega Boulevard Streetscape (\$112,000), Speed Table for 5600 Block - Aldama St (\$200,000), and Sunset Plaza (\$357,248).	\$ -	\$ 8,169,248
NoHo Plaza People Streets – Funds are provided to support the Noho Plaza People Streets public pedestrian space.	-	300,000
Urban Transit Amenities – Street Furniture – Funds are provided for transit amenities, such as transit shelters, in high-need and underserved communities.	-	8,000,000
Street Design Manual – Funds are provided for the Bureau of Engineering update the Street Design Manual.	-	750,000
Subtotal Other Special Purpose Fund Appropriations	\$ -	\$ 17,219,248

TRANSPORTATION DEMAND MANAGEMENT SYSTEM

Bicycle Path Maintenance - Funds are provided for Citywide bike path maintenance.	\$ 613,000	\$ 1,306,768
Bicycle Plan/Program - Other - Funds are provided for the promotion of bicycle programs as an alternate mode of transportation.	150,000	150,000
Los Angeles Neighborhood Initiative - Funds are provided to assist with the revitalization of transit-oriented neighborhoods through public and private partnerships.	550,000	550,000
School, Bike, and Transit Education - Funds are provided for a public education and an outreach program that focuses on alternative modes of transportation and air quality issues. This allocation provides \$150,000 for the Bicycle Safety and Education Program and \$150,000 for the Commuter Safety Program.	300,000	300,000
School Speed Limit Updates – Funds are provided to implement 15 Mile Per Hour school zones at up to 200 schools as authorized under the California Vehicle Code.	-	750,000
Subtotal Transportation Demand Management System	\$ 1,613,000	\$ 3,056,768

Proposition C Anti-Gridlock Transit Improvement Fund

	2022-23 Adopted Budget	2023-24 Adopted Budget
TRANSIT INFRASTRUCTURE AND CAPITAL		
Light-Emitting Diode (LED) Replacement Modules - Funds are provided to replace LED modules installed in traffic control lights and pedestrian crosswalks.	\$ 2,000,000	\$ 2,000,000
Paint and Sign Maintenance - Funds are provided to support the purchase of paint and sign maintenance equipment and supplies for striping and pavement markings for City streets.	100,000	3,471,186
Traffic Signal Supplies - Funds are provided to support the purchase of traffic signal supplies.	2,000,000	5,405,855
Subtotal Transit Infrastructure and Capital	\$ <u>4,100,000</u>	\$ <u>10,877,041</u>
 SUPPORT PROGRAMS		
Technology and Communications Equipment - Funds are provided for replacement computers, equipment, and routine communications service requests for staff.	\$ 100,000	\$ 100,000
Travel and Training	40,000	40,000
Reimbursement of General Fund Costs - Funds are provided to reimburse the General Fund for fringe benefits, central services, and department administration and support.	29,593,592	46,182,455
Subtotal Support Programs	\$ <u>29,733,592</u>	\$ <u>46,322,455</u>
TOTAL APPROPRIATIONS	\$ <u>108,078,045</u>	\$ <u>153,229,021</u>

THIS PAGE INTENTIONALLY LEFT BLANK

ROAD MAINTENANCE AND REHABILITATION PROGRAM SPECIAL FUND

BASIS FOR THE ADOPTED BUDGET

The 2023-24 Adopted Budget for the Road Maintenance and Rehabilitation Program Special Fund, otherwise known as the Senate Bill 1 (SB 1) Fund, relates to the prior year funding as follows:

	Amount	% Change
2022-23 Adopted Budget	\$ 99,624,584	
2023-24 Adopted Budget	\$ 99,750,392	
Change from 2022-23 Budget	\$ 125,808	0.1%

Enacted in 2017, SB 1, “The Road Repair and Accountability Act,” provides funding to cities and counties to address basic road maintenance, rehabilitation, and critical safety needs on the state highway system and the local street and road system. SB 1 increases per gallon fuel excise taxes, diesel fuel sales taxes, and vehicle registration fees and provides inflationary adjustments to fuel tax rates in future years.

Pursuant to Streets and Highways Code Section 2030, the use of SB 1 funds includes, but is not limited to the following:

- Road maintenance and rehabilitation;
- Safety projects;
- Railroad grade separations;
- Complete street components, including active transportation purposes, pedestrian and bicycle safety projects, transit facilities, and drainage and stormwater capture projects in conjunction with any other allowable project; and,
- Traffic control devices.

In order to receive the upcoming fiscal year’s apportionment of SB 1 fund, the City must annually adopt and submit a planned list of projects to be funded with SB 1 funds, no later than July 1st of any given year, to the California Transportation Committee (CTC). In addition, the City must submit an annual report of street or road expenditures made during the preceding fiscal year to the CTC no later than December 1st of the following year.

BUDGET HIGHLIGHTS

- Road repair and rehabilitation – Funds are provided to reconstruct concrete streets and the application of Cool Pavement treatments to prevent further deterioration in the overall condition of the City street system.
- Safety Projects – Funds are provided for street safety projects along Vision Zero High Injury Network corridors including traffic signal installations, speed feedback sign installation and maintenance, pedestrian refuge island implementation, and sidewalk repair to safely separate vehicle and pedestrian traffic.
- Capital and Technology Improvement Expenditure Program – Funds are provided for 38 street-related projects, including five flood control projects and one street lighting project to improve the safety of pedestrians and vehicles.

Road Maintenance and Rehabilitation Program Special Fund

	2022-23 Adopted Budget	2023-24 Adopted Budget
REVENUE		
Cash Balance Available, July 1	\$ 120,904,220	\$ 218,688,536
Less:		
Prior Year's Unexpended Appropriation	<u>112,210,867</u>	<u>212,983,473</u>
 Budget, Finance and Innovation Report Item No. 67a The Council modified the Mayor's Proposed Budget by deleting funding in the prior year's unexpended appropriation (\$5,000,000) to accelerate the response to requests for sidewalk repair through the Access Request Program.		
Balance Available, July 1	\$ 8,693,353	\$ 5,705,063
Receipts		
State Gasoline Tax – SB 1	89,431,231	90,545,392
Interest	<u>1,500,000</u>	<u>3,500,000</u>
Total Receipts	<u>\$ 90,931,231</u>	<u>\$ 99,750,455</u>
Total Available Balance	<u>\$ 99,624,584</u>	<u>\$ 99,750,455</u>

Road Maintenance and Rehabilitation Program Special Fund

	2022-23 Adopted Budget	2023-24 Adopted Budget
DEPARTMENTAL APPROPRIATIONS		
Board of Public Works - Funds are provided for accounting support.	\$ 71,961	\$ 77,146
Subtotal Departmental Appropriations	<u>\$ 71,961</u>	<u>\$ 77,146</u>
SPECIAL PURPOSE FUND APPROPRIATIONS		
Automatic Traffic Surveillance and Control System Maintenance - Funds were provided for ongoing maintenance requirements such as camera maintenance and replacement, replacement of items such as transceivers, receivers, servers, and fusion splicers, repair of trunk line breaks, software licensing, wireless and telephone drop connections, video wall maintenance, hub maintenance and replacement, and video central switcher maintenance.	915,940	-
Budget, Finance and Innovation Report Item No. 67a The Council modified the Mayor's Proposed Budget by adding one-time funding to accelerate sidewalk repair to safely separate vehicular and pedestrian traffic in compliance with the ADA.	-	5,000,000
Capital and Technology Improvement Expenditure Program - Funds are provided for the design and construction of various street projects, flood control projects, and safety-related lighting projects.	58,460,480	71,918,954
Complete Streets - Funds were provided for the reconstruction of failed streets and Vision Zero safety improvements for the Avalon Boulevard Complete Street project as part of the Complete Streets Program. This item was previously titled Street Reconstruction/Vision Zero Projects.	9,429,650	-
Concrete Streets - Funds are provided for the reconstruction of concrete streets Citywide. Funds are also provided in the Measure M Local Return Fund (\$1,100,000).	1,000,000	1,000,000
Cool Pavement – Funds are provided for the application of Cool Pavement treatments to prevent further deterioration of the roadway.	-	4,000,000
Sidewalk Repair Contractual Services - Funds were provided for sidewalk repair to safely separate vehicular and pedestrian traffic in compliance with the ADA.	8,702,763	-
Sidewalk Repair Engineering Consulting Services - Funds were provided to pay for engineering consulting services for sidewalk repair work.	3,300,000	-

Road Maintenance and Rehabilitation Program Special Fund

	2022-23 Adopted Budget	2023-24 Adopted Budget
Vision Zero Corridor Projects - Funds are provided for street safety projects along High Injury Network (HIN) corridors, including speed feedback sign installation and maintenance and pedestrian refuge island implementation as needed. Funding is also provided in the Measure M Local Return Fund (\$8,824,095).	10,701,450	10,701,450
Vision Zero Traffic Signals - Funds are provided to install traffic signals along HIN corridors and reduce the backlog of traffic signals.	6,771,511	6,771,511
Vision Zero Traffic Signals Support - Funds are provided for the Bureau of Street Lighting to support the traffic signal construction workload for new traffic signals Citywide.	270,829	281,394
Subtotal Special Purpose Fund Appropriations	<u>\$ 99,552,623</u>	<u>\$ 99,673,309</u>
TOTAL APPROPRIATIONS	<u>\$ 99,624,584</u>	<u>\$ 99,750,455</u>

SEWER CONSTRUCTION AND MAINTENANCE FUND

BASIS FOR THE ADOPTED BUDGET

The 2023-24 Adopted Budget for the Sewer Construction and Maintenance Fund (SCM) relates to prior year funding as follows:

	Amount	% Change
2022-23 Adopted Budget	\$ 1,219,732,341	
2023-24 Adopted Budget	\$ 1,269,570,501	
Change from 2022-23 Budget	\$ 49,838,160	4.1%

The SCM funds the Clean Water Program (CWP), which serves over four million people in the City of Los Angeles and 29 contract cities, encompassing a service area of approximately 600 square miles. CWP operations include sewage conveyance and treatment, water reclamation, industrial sewage management, environmental monitoring, and a capital program. The wastewater collection and treatment system is operated and maintained by the Bureau of Sanitation and includes 6,700 miles of sewers, 49 pumping plants, three water reclamation plants, and one treatment plant.

All properties that use the City's sewer system pay a Sewer Service Charge (SSC), which determines sewage volume by multiplying water usage by the SSC rate. Revenue is deposited into the SCM and is used to support ongoing maintenance and capital improvements for the sewer system. In addition to SSC revenues, the SCM was converted into an enterprise fund in order to support revenue bonds. A number of separate funds were created to properly account for revenues and expenditures and interest earnings on bond proceeds.

The Adopted Budget for SCM includes the Clean Water Capital and Technology Improvement Expenditure Program (\$369,000,000) and the related capital labor and expense costs (**\$128,506,410**). Also included are the costs of operating and maintaining the Clean Water System (**\$454,848,368**), payment of debt service on Wastewater System Revenue Bonds (**\$257,235,365**), a 45-day operating reserve (\$54,893,297), and various other expenses (\$5,087,061).

BUDGET HIGHLIGHTS

- Funding for capital projects in 2023-24 remains at a level consistent with the 2022-23 amount of \$369 million. The Bureau of Sanitation is working on a rate study to determine if adjustments are necessary to cover the cost of services and the capital program. The last rate adjustment for this fund occurred in 2020.
- Funding in the amount of \$29.5 million is anticipated for recycled water projects at various water reclamation plants. The projects will provide up to 20.5 million gallons of highly treated reclaimed water per day for use at the plants and the surrounding area.

Sewer Construction and Maintenance Fund

	2022-23 Adopted Budget	2023-24 Adopted Budget
Balance Available, July 1	\$ 78,229,405	\$ \$199,467,263
Receipts:		
Additional Revenue Debt	273,319,843	294,572,664
Budget, Finance and Innovation Item No. 150 & 151 The Council modified the Mayor's Proposed Budget by increasing receipts (\$6,208,770) in the Additional Revenue Debt Account.		
Build America Bonds and Recovery Zone Economic Development Bond (BABs and RZEDB) Refunds	5,555,593	5,555,593
Industrial Waste Surcharge	20,807,900	19,680,000
Revenue from Green Acres Farm	3,000,000	3,000,000
Revenue from Recycled Water Sales	8,300,000	6,003,400
Reimbursement from Other Agencies	100,664,000	34,140,000
Reimbursement from Other Funds	1,466,600	100,000
Repayment of Loans	2,117,000	7,464,581
Sewer Service Charge	671,372,000	636,682,000
Sewage Disposal Contracts		
Operations and Maintenance	25,156,000	29,400,000
Capital	11,385,000	12,000,000
Sewerage Facilities Charge	11,600,000	13,000,000
Other Receipts	2,459,000	7,380,000
Interest	<u>4,300,000</u>	<u>1,125,000</u>
Total Receipts	<u>\$ 1,141,502,936</u>	<u>\$ 1,070,103,238</u>
Total Available Balance	<u>\$ 1,219,732,341</u>	<u>\$ 1,269,570,501</u>

Available cash balance at July 1 reflects funds that are projected to be unobligated from prior years which are available for appropriation in the budget and excludes restricted funds that are not available to fund appropriations such as the Debt Service Reserve Fund, Emergency Fund, 2023-24 operating reserve, 50 percent cash reserve for the 2023-24 Capital and Technology Improvement Expenditure Program (CTIEP), and various bond rebate funds.

	2022-23	2023-24
	Adopted Budget	Adopted Budget

DEPARTMENTAL APPROPRIATIONS

SCM funds are allocated to cover the cost of Clean Water Program activities in various City departments, offices, and bureaus, including related costs. Variances reflect the net impact of cost-of-living salary adjustments, changes in overhead rates, and position additions or reductions.

City Administrative Officer – Budget, financial, and administrative services.	\$ 723,368	\$ 795,661
City Attorney – Legal and litigation services.	1,032,203	1,090,301
City Clerk – Claims analysis and processing.	32,747	36,233
Controller – General support for billings, payments, and payroll.	282,463	310,716
Emergency Management – Emergency management coordination.	52,736	54,599
Finance – Special billing, collection of fees, and debt issuance services.	505,910	530,469
General Services – Fleet services, fuel, materials testing, warehouse services, mail, and messenger services.	8,143,289	8,395,308
Information Technology – 3-1-1 Call Center services.	157,093	164,040
Mayor – Environmental sustainability coordination.	27,053	27,053
Personnel – Personnel selection and occupational safety services.	2,324,688	2,561,796
Police – Public safety personnel in Clean Water facilities.	1,795,921	1,795,921
Public Works		
Board of Public Works – General oversight of the Department of Public Works, accounting support, and personnel services.	3,229,611	3,567,759
Bureau of Contract Administration – Construction inspection services.	10,985,832	11,919,882
Bureau of Engineering – Design and construction management services.	46,529,796	48,950,336
Bureau of Sanitation – Planning, operation, and coordination services.	150,764,647	160,492,417
Bureau of Street Lighting – Design review for secondary sewer replacement projects.	212,238	230,008
Transportation – Traffic control, review of plans, and related duties connected with major sewer construction.	568,258	574,798
General City Purposes – Clean and Green program operational costs, Southern California Association of Governments membership, and Discovery Cube educational services.	660,040	660,040

Sewer Construction and Maintenance Fund

	2022-23 Adopted Budget	2023-24 Adopted Budget
Reimbursement of General Fund Costs – Includes fringe benefits, central services, and/or department administration and support costs.	127,097,539	119,834,059
Budget, Finance and Innovation Item No. 150 The Council modified the Mayor’s Proposed Budget by adding funding (\$5,269,020) in the Reimbursement of General Fund Costs Account.		
Subtotal Department Appropriations	<u>\$ 355,125,432</u>	<u>\$ 361,991,396</u>

EXPENSE AND EQUIPMENT ITEMS

In accordance with enterprise fund operations, expense and equipment items are budgeted for expenditure directly from the SCM for the following departments. Variances are due to cost escalation for supplies and contracts.

Bureau of Contract Administration – Equipment and expense.	\$ 67,100	\$ 71,300
Bureau of Engineering – Contracts, equipment, and expense.	1,434,600	1,524,500
Bureau of Sanitation – Contractual services, field equipment expenses, operating supplies, administrative supplies, furniture, equipment, and security improvements. This amount also includes accounting charges for discontinued capital projects.	139,566,737	167,189,528
Capital Finance Administration – Debt service contribution for the Public Works Building.	2,522,961	2,522,307
Department of Water and Power Fees – Funds are provided for the costs of billing and collection of the Sewer Service Charge.	2,980,800	2,980,800
General Services – Office leases, laboratory expenses, replacement vehicles, and miscellaneous expenses.	3,986,800	10,323,580
Liability Claims – Funds are provided for damage claims made by residents against the City for repair costs resulting from the City’s sewer system.	5,370,072	5,370,072
Sewer Connection Financial Assistance Program – Funds are provided to assist property owners with the repair or replacement of sewer laterals and to assist owners to properly abandon their on-site wastewater treatment system and connect to the City’s sewer system where feasible.	1,250,000	250,000
Sewer Service Charge Refunds – Funds are provided for refunds issued to residents in the event of Sewer Service Charge overbilling.	500,000	500,000
Street Damage Restoration Fee – Funds are provided for street resurfacing costs related to sewer construction.	3,000,000	3,000,000

Sewer Construction and Maintenance Fund

	2022-23 Adopted Budget	2023-24 Adopted Budget
Utilities – Gas, water, electricity, and telephone expenses at plants and field locations.	26,447,356	26,447,356
Subtotal Expense and Equipment	<u>\$ 187,126,426</u>	<u>\$ 220,179,443</u>

CAPITAL AND TECHNOLOGY IMPROVEMENT EXPENDITURE PROGRAM (CTIEP)

Clean Water CTIEP – Funds are provided for various sewer capital and infrastructure projects.	\$ 369,021,000	\$ 369,000,000
Subtotal Capital Improvement Expenditure Program	<u>\$ 369,021,000</u>	<u>\$ 369,000,000</u>

BOND REQUIREMENTS

45-day Operation and Maintenance Reserve	\$ 51,638,755	\$ 54,893,297
Bond Issuance Costs	5,075,000	3,000,000
Debt Service	248,485,128	257,235,365

Budget, Finance and Innovation Item No. 151
The Council modified the Mayor’s Proposed Budget by adding funding (\$939,750) in the Series 2012-A Subordinate Debt Service Fund Account.

Insurance Reserve	3,000,000	3,000,000
Insurance and Bond Premium	260,600	271,000
Subtotal Bond Requirements	<u>\$ 308,459,483</u>	<u>\$ 318,399,662</u>

Total Sewer Construction and Maintenance Fund	<u>\$ 1,219,732,341</u>	<u>\$ 1,269,570,501</u>
--	--------------------------------	--------------------------------

THIS PAGE INTENTIONALLY LEFT BLANK

SIDEWALK REPAIR PROGRAM

BASIS FOR THE ADOPTED BUDGET

The 2023-24 Adopted Budget for the Sidewalk Repair Program relates to prior year funding as follows:

	General Fund	Special Funds*	Other Funds**	Total
2022-23 Adopted Budget	\$ 17,845,560	\$ 17,377,440	\$ 520,000	\$ 35,743,000
2023-24 Adopted Budget	\$ 24,552,738	\$ 35,987,705	\$ 960,000	\$ 61,500,443
Change from 2022-23 Budget	\$ 6,707,178	\$ 18,610,265	\$ 440,000	\$ 25,757,443
Percent Change	37.58%	107.09%	84.62%	72.06%

*Special Funds include \$16,191,713 provided in the Measure R Traffic Relief and Rail Expansion Fund; \$16,427,355 provided in the Measure M Local Return Fund; \$2,350,739 provided in the SB1 Maintenance and Rehabilitation Fund; \$913,898 provided from the Local Transportation Fund, and \$104,000 in the Sidewalk Repair Fund.

** Other Funds consist of projects funded by the proprietary departments (Harbor Department and Department of Airports) for repairs to sidewalks and pedestrian facilities adjacent to their property locations. These amounts are reported by each proprietary department and budgeted separately from the City budget.

The Mayor and Council approved a Settlement Agreement relative to the class action lawsuit, *Willits v. the City of Los Angeles* in 2014-15. Court approval of the Settlement Agreement was finalized in the spring of 2017. 2023-24 will be the seventh year of the compliance period.

The terms of the Settlement Agreement require the City to:

- Commit \$31,000,000 per year (adjusted every five years to maintain the present value) for 30 years to be used for access improvements and barrier removal, excluding new construction and alterations. In 2023-24, the seventh year of the compliance period, the overall program obligation is \$35,743,000;
- Prioritize and address pedestrian facility improvements as follows:
 1. City of Los Angeles government offices and facilities;
 2. Transportation corridors;
 3. Hospitals, medical facilities, assisted living facilities, and other similar facilities;
 4. Places of public accommodation such as commercial and business zones;
 5. Facilities containing employers; and,
 6. Other areas, such as residential neighborhoods and undeveloped areas;
- Spend at least \$7.149 million on Access Requests and \$5.0 million on curb ramp repair and installation from the annual \$35,743,000 commitment; and,
- Allow the Willits Settlement Plaintiffs to conduct semi-annual inspections of the City’s drawings and/or designs.

BUDGET HIGHLIGHTS

- Funds are provided to meet the City annual commitment and spending requirements on the Access Request Program and on curb ramp installations, inclusive of direct costs and fringe benefits.
- Funds are provided for a **\$33.3 million** Sidewalk Repair Access Request Acceleration.
- Funds are provided to repair sidewalks at City libraries.

DEPARTMENT OF WATER AND POWER AND LIBRARY DEPARTMENT SIDEWALK REPAIR WORK

- In 2023-24, funds are provided to perform sidewalk repair work for the Department of Water and Power (DWP) and the Library Department. Reimbursement of **\$1,970,000** for this work is included as General Fund revenue (\$470,000 from DWP and **\$1,500,000** from the Library Department).

Sidewalk Repair Program

Budget, Finance and Innovation Report Item No. 146

The Council modified the Mayor’s Proposed Budget reducing General Fund receipts from the Library to \$1,500,000 to reflect anticipated reimbursements for sidewalk repair at City Libraries.

DEPARTMENTAL APPROPRIATIONS

	2022-23 Adopted Budget	2023-24 Adopted Budget
Funds are provided to various City departments to support the direct cost of sidewalk repair activities. Unless otherwise stated, all funding is provided by the Sidewalk Repair Fund.		
City Attorney – Funds are provided for legal advice relating to the California Environmental Quality Act and the Federal Americans with Disabilities Act and support for the Sidewalk Repair Program.	\$ 77,988	\$ 80,108
Disability – Funds are provided for a Sidewalk Repair Program liaison to assist the Department of Public Works in the prioritization of projects and the creation of a tracking system of accessibility requirements for the City’s Sidewalk Repair Program.	59,301	64,417
General Services – Funds are provided for materials testing support services for the sidewalk repair work performed by the Bureau of Street Services.	81,864	78,834
Public Works		
Board of Public Works – Funds are provided for direct accounting support for the Sidewalk Repair Fund and for the Sidewalk Repair Incentive Program.	167,766	182,982
Bureau of Contract Administration – Funds are provided for construction inspection and contract compliance for sidewalk repairs.	1,249,687	1,278,841
Bureau of Engineering – Funds are provided for program management and oversight of all components of the Sidewalk Repair Program, including standards, construction, technology development, and reporting.	2,253,684	3,476,529
Budget, Finance and Innovation Report Item No. 67c The Council modified the Mayor’s Proposed Budget by adding nine-months funding and resolution authority for 11 positions consisting of one Senior Civil Engineer, one Senior Construction Engineer, one Civil Engineer, two Management Analysts, one Environmental Supervisor I, one Project Coordinator, two Senior Management Analyst Is, and two Civil Engineering Associate IIs, subject to pay grade determination by the Office of the City Administrative Officer, Employee Relations Division, to reduce the sidewalk repair timeline. Funding is provided by the Sidewalk Repair Fund.		
Bureau of Street Services – Funds are provided for the repair and construction of sidewalk access ramps, four crews to repair sidewalk locations requested by the disability community as part of the Access Request Program, one crew to repair sidewalks identified as high liability locations, tree pre- and post-inspection for sidewalk repair locations, and associated administrative support functions. In 2023-24, funding is provided by the Sidewalk Repair Fund (\$8,738,032). In addition, funding for access ramps is provided by the Measure R Local Return Fund (\$3,389,764).	11,884,579	12,127,796
Transportation – Funds are provided for dedicated field support to repair, relocate, or construct traffic signal equipment and cabling as part of repairing the sidewalk.	184,694	193,700
Subtotal Departmental Appropriations	\$ 15,959,563	\$ 17,483,207

Sidewalk Repair Program

SPECIAL PURPOSE FUND APPROPRIATIONS	2022-23 Adopted Budget	2023-24 Adopted Budget
Environmental Compliance Services – Funds are provided for services related to the implementation of the Environmental Impact Report.	\$ 110,000	\$ --
Lemarsh Street/Gladbeck Avenue/Mayall Street/Yolanda Avenue Project – Funds are provided within the Capital Technology Improvement Expenditure Program from the SB1 Maintenance and Rehabilitation Fund to remediate non-ADA compliant pedestrian facilities to ensure public safety.	--	2,280,000
Monitoring and Fees – Funds are provided to reimburse the Willits plaintiffs for costs incurred in the course of conducting monitoring and semi-annual inspections of the City’s drawings and/or designs.	135,000	135,000
Sidewalk Repair – Access Request Acceleration – Funds were provided in the SB1 Road Maintenance and Rehabilitation Fund (\$5,000,000) , Measure M Local Return Fund (\$16,427,355), Measure R Traffic Relief, and Rail Expansion Fund (\$11,875,349), to accelerate sidewalk repairs through the Access Request Program.	--	28,302,704
Budget, Finance and Innovation Report Item No. 67a The Council modified the Mayor’s Proposed Budget by reducing funding (\$5,000,000) in the Prior Years’ Unexpended Appropriations Account and adding funding in the same amount in a new account entitled Sidewalk Repair - Access Request Acceleration within the SB1 Road Maintenance and Rehabilitation Fund.		
Sidewalk Repair Contractual Services – Funds are provided in the Local Transportation Fund (\$913,898) and the Sidewalk Repair Fund (\$2,238,903) to continue sidewalk repair activities and improvements as needed, in accordance with the Willits Settlement Agreement.	8,809,580	3,152,801
Budget, Finance and Innovation Report Item No. 67b The Council modified the Mayor’s Proposed Budget by reducing funding (\$5,000,000) in the Sidewalk Repair Contractual Services Account.		
Sidewalk Repair Engineering Consulting Services – Funds are provided for the Bureau of Engineering to pay for as-needed engineering consulting services.	3,300,000	1,580,302
Budget, Finance, and Innovation Report Item No. 67c The Council modified the Mayor’s Proposed Budget by reducing funding (\$1,619,698) in the Sidewalk Repair Contractual Services Account.		
Sidewalk Repair Incentive Program – Funds are provided for a Sidewalk Repair Incentive Program. Private property owners will be eligible to apply for rebates for sidewalk repair work. Consistent with current City policy, rebate amounts will be capped at \$10,000 per lot in residential, commercial, and industrial areas (C.F. 14-0163-S3).	1,000,000	1,000,000
Street Tree Planting and Maintenance – Funds are provided for the replacement and establishment of street trees removed by sidewalk repair activities.	400,000	100,000

Sidewalk Repair Program

Woodman Sidewalk Improvements – Funds are provided within the Capital Technology Improvement Expenditure Program from the SB1 Maintenance and Rehabilitation Fund to improve the sidewalks of Woodman Avenue and ensure public safety.

-- 70,739

Reimbursement of General Fund Costs – Funds are provided for incremental benefits (healthcare and pension payments for City employees working on Sidewalk Repair). In 2023-24, funding is provided from the Sidewalk Repair Fund (**\$5,509,090**) and the Measure R Traffic Relief and Rail Expansion Fund (\$926,600).

5,508,857 **6,435,690**

Budget, Finance and Innovation Report Item No. 67c
The Council modified the Mayor’s Proposed Budget by adding funding (\$513,087) in the Reimbursement of General Fund Costs Account from the Sidewalk Repair Fund.

Subtotal Special Purpose Fund Appropriations \$ 19,263,437 \$ 43,057,236

OTHER FUNDS

The City’s proprietary departments include the Department of Water and Power, Los Angeles World Airports, and the Harbor. Other Funds consist of estimated sidewalk repair work planned by these departments for sidewalks adjacent to their facilities.

**2022-23
 Adopted
 Budget** **2023-24
 Adopted
 Budget**

Los Angeles World Airports \$ 20,000 \$ 10,000

Harbor 500,000 950,000

Subtotal Other Funds \$ 520,000 \$ 960,000

TOTAL APPROPRIATIONS \$ 35,743,000 \$ 61,500,443

SOLID WASTE RESOURCES REVENUE FUND

BASIS FOR THE ADOPTED BUDGET

The 2023-24 Adopted Budget for the Solid Waste Resources Revenue Fund (SWRRF) relates to prior year funding as follows:

	Amount	% Change
2022-23 Adopted Budget	\$ 341,739,741	
2023-24 Adopted Budget	\$ 378,136,749	
Change from 2022-23 Budget	\$ 36,397,008	10.7%

The Solid Waste Collection, Transfer, Recycling, Recovery of Waste Resources, and Disposal Fee (Solid Waste Fee) is imposed on all single-family dwellings in the City and upon multiple-unit dwellings for which the City provides refuse collection services. All receipts from the Solid Waste Fee are deposited into the SWRRF and are used for all costs associated with the collection, disposal, and recycling of solid waste. Further, these revenues can be used for the payment of principal and interest on both existing and future revenue bonds for the above listed activities that are eligible for funding from bond proceeds.

BUDGET HIGHLIGHTS

- The Fund's existing rate structure of \$36.32 per month for single-family dwellings and \$24.33 for multi-family dwellings is not sufficient to support the City's cost for providing these services. As such, the General Fund provides a subsidy to the Fund for 2023-24, in an amount totaling **\$64.6 million**. The Bureau of Sanitation is working on a rate study to determine the fee level necessary to cover the cost of these services. The City has not adjusted the Solid Waste Fee since 2009.
- \$10.7 million is provided in the General City Purposes (GCP) fund for the Lifeline Rate Program (\$6.1 million) and solid resources collection and disposal service (\$4.6 million) for other City departments and special events. Pursuant to Proposition 218, the General Fund is required to reimburse the SWRRF for providing subsidies for Lifeline customers and providing refuse collection services at City facilities and special events.
- Solid waste tip fees (or landfill disposal fees) and Material Recovery Facilities (MRF) fees for residential collection activity increased by \$42 million in the past three years, from \$71 million in 2019-20 to \$113 million in 2022-23. Due to global market conditions, the MRF's costs for processing and marketing the City's recyclables has significantly increased. Additionally, implementation of the Senate Bill 1383 mandate for organic waste diversion has led to a doubling of tip fee rates. \$120 million is provided in 2023-24 for solid waste tip fees, including \$65 million for organics processing. For administrative efficiency, tip fees for the Multi-family Bulky Item Program and other special funds are paid by SWRRF and reimbursed from those special funds.

Solid Waste Resources Revenue Fund

	2022-23 Adopted Budget	2023-24 Adopted Budget
Balance Available, July 1	\$ 31,112,410	\$ 58,116,135
Receipts:		
California Beverage Reimbursement	500,000	400,000
Central Recycling Transfer Station Fund	374,131	256,594
Citywide Recycling Trust Fund	769,274	758,933
Contamination Reduction Contributions	50,000	50,000
Household Hazardous Waste Special Fund	111,145	118,328
Integrated Solid Waste Management Fund	--	5,000,000
Solid Waste Fee Lifeline Rate Program	6,300,000	6,100,000
Alternative Fuel Tax Rebate/Reimbursement	--	2,000,000
Multi-Family Bulky Item Revenue Fund	1,322,781	3,702,855
Reimbursement from Proprietary Departments	4,000,000	4,000,000
Sale of Recyclables	100,000	100,000
Reimbursement from Other Agencies	5,244,000	5,300,000
Sale of Salvage Property	200,000	200,000
Solid Waste Fee	290,000,000	290,533,904
Budget, Finance and Innovation Item No. 69b		
The Council modified the Mayor's Proposed Budget by increasing receipts (\$533,904) in the Solid Waste Fee Account.		
State Grants	100,000	100,000
Other Receipts	1,056,000	1,000,000
Interest/Credits from Debt Service	300,000	--
Interest	200,000	400,000
Total Receipts	<u>\$ 310,627,331</u>	<u>\$ 320,020,614</u>
Total Available Balance	<u>\$ 341,739,741</u>	<u>\$ 378,136,749</u>

Solid Waste Resources Revenue Fund

	2022-23 Adopted Budget	2023-24 Adopted Budget
DEPARTMENTAL APPROPRIATIONS		
Solid Waste Fee funds are provided to various City departments, offices, and bureaus for the cost of solid waste related activities.		
City Administrative Officer – Solid resources budget coordination.	\$ 80,276	\$ 90,670
City Attorney – Solid resources legal support.	561,232	588,809
City Clerk – Claims analysis and processing.	32,747	36,233
Emergency Management – Emergency preparedness coordination.	52,736	54,599
General City Purposes – Southern California Association of Governments membership, Clean and Green Job Program, and Discovery Cube educational services.	580,000	580,000
General Services – Maintenance and fuel of refuse collection fleet.	51,044,782	53,328,687
Information Technology Agency – 3-1-1 Call Center services and customer relationship management replacement program.	876,581	2,514,354
Liability Claims – Liability claim expenditures.	2,000,000	2,000,000
Mayor – Solid resources environmental sustainability coordination.	27,053	27,053
Personnel – Personnel services.	773,939	979,607
Board of Public Works – Accounting support.	307,732	337,418
Bureau of Sanitation – Operations and maintenance, excluding tip fees.	116,482,791	129,578,874
 Budget, Finance and Innovation Item No. 69a		
The Council modified the Mayor’s Proposed Budget by adding nine-months funding and resolution authority for two Management Analysts to support solid waste billing reconciliation.		
Subtotal Department Appropriations	<u>\$ 172,819,869</u>	<u>\$ 190,116,304</u>

Solid Waste Resources Revenue Fund

	2022-23 Adopted Budget	2023-24 Adopted Budget
SPECIAL PURPOSE FUND APPROPRIATIONS		
Arbitrage – Funds are provided for the arbitrage costs, as needed, for outstanding revenue bonds.	\$ 40,000	\$ 40,000
Central Los Angeles Recycling and Transfer Station Community Amenities Fee – Funds are provided for financing community amenities within Council District 14.	550,000	550,000
Debt Administration – Funds are provided for the issuance and administration costs for revenue bonds.	12,000	12,000
Debt Service – Funds are provided for the payment of principal and interest on outstanding revenue bonds.	24,159,175	45,159,325
Department of Water and Power Fees – Funds are provided for the costs of billing and collection of the Solid Waste and Multi-family Bulky Item fees.	1,315,200	1,315,200
Public Works – Sanitation Expense and Equipment – Funds are provided for non-capital expenses and equipment for the Bureau of Sanitation, which include tip fees, contract hauling costs, and minor facility repairs.	119,214,763	134,810,698
Utilities – Funds are provided to pay for water and electricity expenses at Solid Resources facilities. These expenses were previously paid out of the Citywide Water and Electricity Fund.	1,000,000	1,000,000
Reimbursement of General Fund Costs – Funds are provided to reimburse the General Fund for fringe and central services indirect costs. The subsidy provided by the General Fund in 2023-24 is \$64,644,889 .	22,628,734	5,133,222
Budget, Finance and Innovation Item No. 69c & d		
The Council modified the Mayor’s Proposed Budget by adding funding (\$379,259) in the Reimbursement of General Fund Costs Account.		
Subtotal Special Purpose Fund Appropriations	<u>\$ 168,919,872</u>	<u>\$ 188,020,445</u>
TOTAL APPROPRIATIONS	<u>\$ 341,739,741</u>	<u>\$ 378,136,749</u>

SPECIAL GAS TAX IMPROVEMENT FUND

BASIS FOR THE ADOPTED BUDGET

The 2023-24 Adopted Budget for the Special Gas Tax Improvement (Gas Tax) Fund relates to the prior year funding as follows:

	Amount	% Change
2022-23 Adopted Budget	\$ 115,824,340	
2023-24 Adopted Budget	\$ 126,122,541	
Change from 2022-23 Budget	\$ 10,298,201	8.9%

The Gas Tax Fund receives monies from the State Excise Tax on the sale of gasoline and from federal reimbursements through the Surface Transportation Program - Local. Funding to the cities and counties is apportioned through various formulas in accordance with Streets and Highways Code Sections 2103, 2105, 2106, and 2107 and through annual federal legislation relative to the Surface Transportation Program as follows:

- Section 2103: Revenues equal to 17.3 cents per gallon of gasoline. Allocation to cities is based on population.
- Section 2105: Allocates 11.5 percent of the tax revenues in excess of 9 cents per gallon among cities and counties based on population.
- Section 2106: Revenues equal to 1.04 cents per gallon, with allocations to the State's Active Transportation Program, the 58 counties, and the 481 eligible cities. Each city is allocated \$400/month. After various allocations, the remaining funds are allocated to counties and cities.
- Section 2107: Revenues equal to \$1.314 cents per gallon of gasoline, 1.8 cents per gallon of diesel, and 2.59 cents per gallon of liquefied petroleum gas. Funds are distributed to the City primarily based on population.

The allowable use of gas tax funds include the following:

- a) The research, planning, construction, improvement, maintenance, and operation of public streets and highways and public mass transit guideways, their related facilities, the payment for property taken or damaged for those purposes, and the associated administrative costs. Ineligible costs include maintenance and operating costs for mass transit power systems and mass transit passenger facilities, vehicles, equipment, and service.
- b) The payment of principal and interest on voter-approved bonds issued for eligible purposes.

BUDGET HIGHLIGHTS

- Bureau of Street Lighting: Funds are provided for the design, installation, and maintenance of street lights to enhance public safety.
- Bureau of Street Services: Funds are provided for the Pavement Preservation Program and Street Maintenance Program to prevent further deterioration in the overall condition of the City street system. Funds are also provided for street sweeping of improved roadways to maintain clean conditions.
- Department of Transportation: Funds are provided for the design and installation of pavement, curb and traffic markings on repaved streets and the maintenance of traffic safety signs to ensure vehicular safety.

Special Gas Tax Improvement Fund

	2022-23 Adopted Budget	2023-24 Adopted Budget
REVENUE		
Cash Balance Available, July 1	\$ 1,609,083	\$ 9,289,678
Less:		
Prior Year's Unexpended Appropriations	<u>1,609,083</u>	<u>4,590,258</u>
Balance Available, July 1	\$ -	\$ 4,699,420
Receipts		
Federal Grants	50,000	-
State Gasoline Tax Section 2103	36,417,369	38,701,092
State Gasoline Tax Section 2105	23,610,629	25,627,975
State Gasoline Tax Section 2106	13,254,504	14,501,446
State Gasoline Tax Section 2107	28,206,828	30,802,608
Lease and Rental Fees	38,000	40,000
Surface Transportation Program (STP)	16,000,000	11,500,000
Interest	<u>200,000</u>	<u>250,000</u>
 Total Receipts	 <u>\$ 115,824,340</u>	 <u>\$ 121,423,121</u>
 Total Available Balance	 <u>\$ 115,824,340</u>	 <u>\$ 126,122,541</u>

Special Gas Tax Improvement Fund

	2022-23 Adopted Budget	2023-24 Adopted Budget
DEPARTMENTAL APPROPRIATIONS		
General Services - Funds are provided for materials testing, supply management, and fleet maintenance support for street projects.	\$ 2,626,998	\$ 2,644,567
Public Works		
Board of Public Works - Funds are provided for accounting support.	304,091	333,814
Bureau of Contract Administration - Funds are provided for construction inspection services for street projects.	503,049	518,974
Bureau of Engineering - Funds are provided for design, construction management, survey support, and administrative support for street projects.	5,182,470	5,020,410
Bureau of Street Lighting - Funds are provided for the installation of electric vehicle chargers and for street lighting maintenance and repair.	6,835,347	8,678,252
Bureau of Street Services - Funds are provided for street sweeping, the Pavement Preservation Program, and other street projects.	66,339,680	62,207,170
Transportation - Funds are provided for striping of streets, the maintenance of traffic signals, and support for street projects.	4,318,678	4,363,736
Subtotal Departmental Appropriations	<u>\$ 86,110,313</u>	<u>\$ 83,766,923</u>
	2022-23 Adopted Budget	2023-24 Adopted Budget
SPECIAL PURPOSE FUND APPROPRIATIONS		
Capital and Technology Improvement Expenditure Program – Physical Plant - Funds were provided to address street related projects.	1,394,447	-
Concrete Streets - Funds were provided for the reconstruction of concrete streets Citywide.	100,000	-
Reimbursement of General Fund Costs - Funds are provided to reimburse the General Fund for fringe, central services, and department administration and support.	28,219,580	42,355,618
Subtotal Special Purpose Fund Appropriations	<u>\$ 29,714,027</u>	<u>\$ 42,355,618</u>
TOTAL APPROPRIATIONS	<u>\$ 115,824,340</u>	<u>\$ 126,122,541</u>

THIS PAGE INTENTIONALLY LEFT BLANK

SPECIAL PARKING REVENUE FUND

BASIS FOR THE ADOPTED BUDGET

The 2023-24 Adopted Budget for the Special Parking Revenue Fund (SPRF) relates to the prior year funding as follows:

	Amount	% Change
2022-23 Adopted Budget	\$ 60,016,314	
2023-24 Adopted Budget	\$ 57,876,486	
Change from 2022-23 Budget	\$ (2,139,828)	(3.6)%

The Special Parking Revenue Fund (SPRF) collects receipts from parking meters and City-owned public parking lots in the City in accordance with Division 5 of the Los Angeles Administrative Code. The SPRF has been used for the following purposes: (1) purchasing, leasing, installing, maintaining, operating, and regulating parking meters and metered spaces; (2) collection of meter revenue and related expenses; (3) the purchase, improvement, and operation of off-street parking facilities; (4) the painting and marking of streets and curbs required for the parking of motor vehicles within parking meter zones; (5) repayment of borrowed City funds; and (6) the payment of debt service costs incurred for off-street parking facilities. The City also may establish surplus funding which may be transferred to the Reserve Fund for general governmental purposes, after paying or setting aside funding for the cost of operations and maintenance of eligible activities.

BUDGET HIGHLIGHTS

The 2023-24 Adopted Budget reflects funding for:

- Maintenance of City-owned public surface lots and parking garages;
- Parking studies to be completed in areas throughout the City;
- Purchase and installation of upgraded parking meters and pay stations to replace older models; and,
- Full reimbursement of General Fund related costs.

	2022-23 Adopted Budget	2023-24 Adopted Budget
Balance Available, July 1	\$ 53,736,749	\$ 43,949,591
Less: Prior Year's Unexpended Appropriations	<u>27,400,000</u>	<u>18,804,376</u>
Adjusted Balance	26,336,749	25,145,215
Revenue: Hollywood and Highland Lot 745	9,000,000	12,009,153
Lease and Rental Fees	600,000	1,563,663
Parking Fees	33,000	215,434
Parking Lots	8,000,000	7,127,611
Parking Meters	45,700,000	42,987,177
Other Receipts	245,000	165,000
Interest	528,000	1,051,152
Total Adjusted Balance and Revenue	<u>\$ 90,442,749</u>	<u>\$ 90,264,405</u>
Less: Surplus Transfer to Reserve Fund	\$ 30,426,435	\$ 32,387,919
Total Available Balance	<u>\$ 60,016,314</u>	<u>\$ 57,876,486</u>

	2022-23 Adopted Budget	2023-24 Adopted Budget
DEPARTMENTAL APPROPRIATIONS		
Transportation – Funds are provided for overtime to maintain City-owned parking facilities and meters. This streamlines the administrative process and the need to transfer funds during the year.	\$ 1,020,196	\$ 394,600
Subtotal Departmental Appropriations	<u>\$ 1,020,196</u>	<u>\$ 394,600</u>
SPECIAL PURPOSE FUND APPROPRIATIONS		
Capital Equipment Purchases - Funds are provided for the replacement and upgrade of equipment including, but not limited to, meters and pay stations and for the retrofit of the Hollywood Highland facility.	6,890,000	6,890,000
Collection Services - Funds are provided for parking meter collection services. A contractor currently services individual meters, multi-space meters, and off-street pay stations.	3,000,000	3,000,000
Contractual Services - Funds are provided for lot operation agreements, asset development and expansion studies, recurring and new meter technology, communication and credit card processing costs, anticipated parking occupancy tax receipts, and the lease and maintenance of single-space parking meters.	23,000,000	23,042,000
Budget, Finance and Innovation Report Item No. 149 The Council modified the Mayor’s Proposed Budget by realigning funding (\$42,000) from the Non-Department Leasing Account to the Contractual Services Account.		
Maintenance, Repair, and Utility Service for Off-Street Parking Lots - Funds are provided for recurring costs (security, sweeping, lighting, landscape maintenance, and debris removal on lots and utilities) and non-recurring costs (repair of wheel stops, walls, signs, potholes, gates, fences, slurry seal, and resurfacing). Landscaping services encompass all surface lots, and funding is provided to prevent service lapses and address safety hazards in a timely manner.	2,500,000	2,500,000
Miscellaneous Equipment - Funds are provided for administrative equipment and office supplies.	60,000	62,000
Non-Department Leasing – Funds are provided for the lease payment of the property located at West 50th Street and Crenshaw Boulevard.	-	-
Budget, Finance and Innovation Report Item No. 149 The Council modified the Mayor’s Proposed Budget by realigning funding (\$42,000) from the Non-Department Leasing Account to the Contractual Services Account.		
Parking Facilities Lease Payments - Funds are provided for payments on leased parking facilities throughout the City.	840,000	840,000

	2022-23 Adopted Budget	2023-24 Adopted Budget
Parking Meter and Off-Street Parking Administration - Funds are provided for staff performing parking administration services.	6,618,000	6,191,657
Parking Studies - Funds are provided for various parking studies throughout the City.	500,000	500,000
Replacement Parts, Tools, and Equipment - Funds are provided for the purchase of parts, supplies, and tools needed to repair and maintain parking meters.	1,400,000	1,400,000
Travel and Training - Funds are provided for annual parking-related conferences, exhibits, and work-related training.	32,000	32,000
Subtotal Special Purpose Fund Appropriations	<u>\$ 44,840,000</u>	<u>\$ 44,457,657</u>
 GENERAL FUND REIMBURSEMENTS		
Reimbursement of General Fund Costs - Funds are provided to reimburse the General Fund for fringe, central services, and department administration and support.	7,776,256	6,640,482
Capital Finance Administration Fund - Funds are provided to pay debt service on Municipal Improvement Corporation of Los Angeles bonds issued for the Vine Street Garage, the Aiso Street Garage, and the Hollywood and Highland Parking Garage.	6,379,862	6,383,747
 Subtotal General Fund Reimbursements	 <u>\$ 14,156,118</u>	 <u>\$ 13,024,229</u>
 TOTAL APPROPRIATIONS	 <u>\$ 60,016,314</u>	 <u>\$ 57,876,486</u>

THIS PAGE INTENTIONALLY LEFT BLANK

STORMWATER POLLUTION ABATEMENT FUND

BASIS FOR THE ADOPTED BUDGET

The 2023-24 Adopted Budget for the Stormwater Pollution Abatement (SPA) Fund relates to prior year funding as follows:

	Amount	% Change
2022-23 Adopted Budget	\$ 34,189,582	
2023-24 Adopted Budget	\$ 38,379,855	
Change from 2022-23 Budget	\$ 4,190,273	12.3%

Adopted in August 1990, the SPA charge imposes a fee on all properties in the City based on stormwater runoff and pollutant loading associated with property size and land use. The charge is collected by the Los Angeles County Assessor on the annual property tax bill and annual receipts are approximately \$28.4 million. SPA funds are used to treat and abate stormwater under the guidelines and regulations set forth by the United States Environmental Protection Agency (U.S. EPA) for stormwater discharges from large municipal storm drain systems. The SPA Fund supports the cost of stormwater-related activities in various City departments and also funds the construction of flood control and pollution abatement projects. As the result of climate change impacts and changing environmental factors, the focus of stormwater abatement has shifted to encompass a broader effort in watershed management to improve water quality across the various watersheds.

The State of California, Regional Water Quality Control Board, Los Angeles Region (Regional Board) regulates the treatment and abatement of stormwater through a National Pollutant Discharge Elimination System (NPDES) Municipal Separate Storm Sewer System (MS4) Permit. This Permit is issued to agencies that operate their municipal storm drain systems. A new MS4 Permit was negotiated and became effective September 2021.

The MS4 Permit is one of the regulatory tools the Regional Board uses to enforce oversight of Total Maximum Daily Loads (TMDLs), which limit the maximum amount of a pollutant that a water body can receive and still meet water quality standards. The City is currently subject to 22 TMDLs, but is expected to be subject to more regulation from the Regional Board and the U.S. EPA in the coming years. The MS4 Permit also provides for the development and implementation of Enhanced Watershed Management Programs (EWMPs) that outline strategies, watershed control measures, and implementation schedules to ensure compliance with the MS4 Permit and all TMDLs.

REVENUE

The City has not adjusted the SPA charge since 1993. The rate structure of \$1.92 per month for a typical single-family residential parcel is not sufficient to support the cost of implementing the current NPDES MS4 Permit requirements. With the passage of Measure W, additional funds are now available to support the City's cost to implement water quality projects to meet these requirements. Going forward, it is expected that SPA will be used to support the City's flood control program, enforcement of illicit discharge activities, and stormwater education. Furthermore, Measure W will be used to fund water quality projects identified in the EWMPs to comply with TMDL requirements as well as the operation and maintenance of completed water quality projects.

BUDGET HIGHLIGHTS

- Funding in the amount of \$3.4 million is provided for non-capital expenses associated with maintaining the NPDES MS4 Permit.
- Funding in the amount of \$4.0 million is provided as emergency funds for on-call contractors in the event the 2023-24 rainy season is similar to the 2022-23 season.

Stormwater Pollution Abatement Fund

	2022-23 Adopted Budget	2023-24 Adopted Budget
Balance Available, July 1	\$ 7,377,193	\$ 10,218,422
Less: Prior Year's Unexpended Appropriations	<u>3,866,548</u>	<u>2,708,567</u>
Adjusted Balance	\$ 3,510,645	\$ 7,509,855
Receipts: Developer Plan Review Fee	\$ 1,950,000	\$ 2,000,000
Reimbursements from Other Agencies	28,937	270,000
Stormwater Pollution Abatement Charge	28,400,000	28,400,000
State Grants	100,000	--
Interest	<u>200,000</u>	<u>200,000</u>
Total Receipts	<u>\$ 30,678,937</u>	<u>\$ 30,870,000</u>
Total Available Balance	<u>\$ 34,189,582</u>	<u>\$ 38,379,855</u>

Stormwater Pollution Abatement Fund

	2022-23		2023-24
	Adopted Budget		Adopted Budget
DEPARTMENTAL APPROPRIATIONS			
Funds are provided to various City departments, offices, and bureaus to support the cost of stormwater related activities.			
General Services – Fleet maintenance and fuel costs.	\$ 499,661	\$	515,253
Mayor – Policy development for the City’s environmental sustainability plan.	27,053		27,053
Personnel – Human resources support services.	59,715		80,072
Public Works			
Board – General oversight of the Department of Public Works and direct management of accounting and personnel functions.	98,069		107,311
Contract Administration – Construction inspection services.	380,519		392,312
Engineering – Design and construction management services.	3,836,296		3,971,170
Sanitation – Planning, operational, monitoring, and coordination services for NPDES MS4 Permit compliance.	14,654,057		15,534,497
Street Services – Street sweeping and catch basin repair.	5,711,829		5,920,741
Subtotal Departmental Appropriations	\$ 25,267,199	\$	26,548,409
SPECIAL PURPOSE FUND APPROPRIATIONS			
Expense and Equipment. Funds are provided for the cost of renewing the City’s NPDES MS4 Permit.	\$ 406,226	\$	580,323
Media Tech Center. Funds are provided for payment of the Fund’s proportionate share of lease costs and tenant improvements for the Media Tech Center, which is occupied by the Bureau of Sanitation Watershed Protection Division, Inspection Group.	309,000		309,000
NPDES MS4 Permit Compliance. Funds are provided for non-capital expenses associated with NPDES MS4 compliance.	1,437,000		1,437,000
On-Call Contractors (Emergency Funds). Funds are provided for on-call contractors for emergency storm drain projects. On-call contractors repair damaged and/or non-functional storm drainage facilities and protect properties from storm damage.	2,253,084		4,000,000
Operation and Maintenance - TMDL Compliance Projects. Funds are provided for contractors to perform specialized maintenance for stormwater projects.	80,000		170,000
Payment for Sewer Construction Maintenance Fund Loan. Funds are provided for principal and interest amounts.	1,938,873		1,150,000

Stormwater Pollution Abatement Fund

	2022-23 Adopted Budget	2023-24 Adopted Budget
Sanitation Contracts. Funds are provided for the City’s annual share of operation and maintenance costs for TMDL regulatory support (\$250,000), illicit discharge cleanup (\$750,000), public outreach (\$800,000), NPDES compliance (\$150,000), and maintenance hole resetting (\$50,000).	2,498,200	2,000,000
Reimbursement of General Fund Costs – Funds are provided to reimburse the General Fund for fringe benefits, central services, and department administration and support.	--	2,185,123
Subtotal Special Purpose Fund Appropriations	<u>\$ 8,922,383</u>	<u>\$ 11,831,446</u>
TOTAL APPROPRIATIONS	<u><u>\$ 34,189,582</u></u>	<u><u>\$ 38,379,855</u></u>

STREET DAMAGE RESTORATION FEE SPECIAL FUND

BASIS FOR THE ADOPTED BUDGET

The 2023-24 Adopted Budget for the Street Damage Restoration Fee Special Fund relates to prior year funding as follows:

	Amount	% Change
2022-23 Adopted Budget	\$ 81,275,238	
2023-24 Adopted Budget	\$ 85,337,564	
Change from 2022-23 Budget	\$ 4,062,326	5.0%

The Street Damage Restoration Fee Special Fund was created to receive revenues from the Street Damage Restoration Fee (Fee). The Fee was established in 1998 to reimburse the City for damage to City streets caused by excavations or other work performed by any entity, including City agencies, required to obtain a permit for the performance for this work. The funds are to be used only for asphalt streets, as work on concrete streets, private streets, and alleys is not subject to the Fee. The eligible uses for the funds consist of:

Construction

- Street maintenance, resurfacing, repair, and reconstruction.

Support

- Laboratory fees, testing, materials, and engineering.
- Salaries and overhead associated with these items.

2023-24 revenue estimates reflect the implementation of a new natural gas pipeline franchise.

	2022-23 Adopted Budget	2023-24 Adopted Budget
Balance Available, July 1	\$ 13,125,238	\$ 7,617,564
Street Damage Restoration Fee	65,000,000	74,600,000
Sewer Construction and Maintenance Fund	3,000,000	3,000,000
Interest	150,000	120,000
Total Revenue	<u>\$ 81,275,238</u>	<u>\$ 85,337,564</u>

	2022-23 Adopted Budget	2023-24 Adopted Budget
DEPARTMENTAL APPROPRIATIONS		
General Services – Funds are provided for materials testing and fleet services support for the Pavement Preservation Program and Failed Streets Reconstruction Program.	\$ 7,602,137	\$ 7,690,749
Personnel – Funds are provided for human resources support.	204,808	234,264
Public Works		
Bureau of Engineering – Funds are provided for survey support and monument preservation for the Pavement Preservation Program and Failed Streets Reconstruction Program.	855,267	1,105,965
Bureau of Street Services – Funds are provided for the Pavement Preservation Program and Failed Streets Reconstruction Program to prevent further deterioration in the overall condition of the City street system. Funds are also provided to complete pothole repair requests.	41,062,156	41,721,475
Budget, Finance and Innovation Report Item No. 92a & b The Council modified the Mayor’s Proposed Budget by adding funding (\$778,066) to establish a dedicated Bicycle Lane Maintenance Crew.		
Transportation – Funds are provided for striping and mark-out crews to support the Failed Streets Reconstruction Program.	469,510	466,359
Subtotal Departmental Appropriations	<u>\$ 50,193,878</u>	<u>\$ 51,218,812</u>
SPECIAL PURPOSE FUND APPROPRIATIONS		
Capital Improvement Expenditure Program – Funds were provided for six street projects and for bicycle lane repair and maintenance in 2022-23. Funds are provided for bicycle lane repair and maintenance only in 2023-24.	\$ 3,767,839	\$ 2,643,089
Budget, Finance and Innovation Report Item No. 92a & b The Council modified the Mayor’s Proposed Budget by deleting funding (\$1,124,750) for bicycle lane repair and maintenance.		
Cool Pavement/Sustainable Pavement Projects – Funds were provided for installation of cool and sustainable pavement projects.	4,000,000	-
Failed Streets Reconstruction – Funds are provided for the reconstruction of failed streets across the City.	7,442,601	7,236,694
Pavement Preservation – Access Ramps – Funds are provided for design and construction of access ramps associated with pavement preservation activity.	9,679,109	17,400,000

	2022-23 Adopted Budget	2023-24 Adopted Budget
Reimbursement of General Fund Costs – Funds are provided to reimburse the General Fund for fringe benefits, central services, and department administration and support.	6,191,811	6,838,969
Subtotal Special Purpose Fund Appropriations	<u>\$ 31,081,360</u>	<u>\$ 34,118,752</u>
TOTAL APPROPRIATIONS	<u>\$ 81,275,238</u>	<u>\$ 85,337,564</u>

THIS PAGE INTENTIONALLY LEFT BLANK

TELECOMMUNICATIONS AND PUBLIC, EDUCATIONAL, AND GOVERNMENT DEVELOPMENT

BASIS FOR THE ADOPTED BUDGET

The 2023-24 Adopted Budget for the Telecommunications and Public, Educational, and Government Development relates to prior year funding as follows:

	Amount	% Change
2022-23 Adopted Budget	\$ 8,470,399	
2023-24 Adopted Budget	\$ 6,357,127	
Change from 2022-23 Budget	\$ (2,113,272)	(24.9%)

Sections 5.97 and 5.98 of the Los Angeles Administrative Code Section establish the Telecommunications Development and the Public, Educational, and Government (PEG) Development funds. These funds receive revenue from PEG access capital franchise fees, which represent one percent of cable companies' gross receipts. Funds deposited to the Telecommunications Development Fund must be used for capital costs related to providing PEG access programming. Pursuant to Council File 16-0022, funds deposited to the PEG Development Fund are eligible to be used for PEG operational and capital costs. Funds from the PEG access capital franchise fees that are not appropriated for specific purposes are held in a reserve account. During 2021-22, Ordinance No. 187363 was approved which changed the name of the former Telecommunications, Liquidated Damages and Lost Franchise Fees Fund, Telecommunications Development Account, to the Telecommunications Development and the PEG Development funds as described herein.

REVENUE	2022-23 Adopted	2023-24 Adopted
Cash Balance, July 1	\$ 34,684,007	\$ 31,513,383
Less:		
Prior Years' Unexpended Appropriations	<u>32,313,608</u>	<u>31,158,886</u>
Balance Available, July 1	\$ 2,370,399	\$ 354,497
Receipts:		
PEG Access Capital Franchise Fees	6,100,000	5,928,000
Other Receipts	--	69,000
Interest	--	<u>6,000</u>
Total Revenue	<u>\$ 6,100,000</u>	<u>\$ 6,003,000</u>
Telecommunications and PEG Development Available Funds	<u>\$ 8,470,399</u>	<u>\$ 6,357,497</u>

APPROPRIATIONS	2022-23 Adopted	2023-24 Adopted
Information Technology Agency (ITA) - Funds are provided to ITA for the salaries and expenses of employees supporting PEG access programming functions.	\$ 1,375,977	\$ 1,706,648
Public Works Bureau of Engineering (BOE) - Funds are provided to BOE to continue support for project management work on the Channel 35 Studio Relocation Project.	109,287	117,231
Leasing - Funds are provided for building leases and related services.	238,235	160,848
Grants to Third Parties (Citywide Access Corporation) - Funds are provided for Channel 36 capital equipment and operations.	505,000	505,000
L.A. CityView Channel 35 Operations - Funds are provided for contractual services for municipal programming, closed captioning services and press room tapings (\$777,379), operating supplies for videotapes and the production of Channel 35 programming (\$72,000), general liability and automobile insurance for City vehicles driven by Channel 35 contractors (\$125,000), contractor services (\$407,000), connectivity between the Little Tokyo Studio and City Hall Studio (\$50,000), social media content production and scripted programming (\$519,252), airing of Fire and Police Commission meetings (\$60,000), maintenance of High Definition equipment (\$28,000), routine replacement of studio equipment (\$252,000), and the City News service subscription (\$15,000).	2,305,631	2,305,631
MyLA311 Replacement System – Funds were provided to replatform the MyLA311 system on a modern cloud-based system.	567,649	--
Reimbursement of General Fund Costs - Funds are provided to reimburse the General Fund for employer contributions to health and retirement plans and Citywide and departmental overhead costs for employees supporting Telecommunications and PEG functions.	3,368,620	1,562,139
TOTAL APPROPRIATIONS	<u>\$ 8,470,399</u>	<u>\$ 6,357,497</u>

UNAPPROPRIATED BALANCE

BASIS FOR THE ADOPTED BUDGET

The 2023-24 Adopted Budget for the Unappropriated Balance relates to prior year funding as follows:

		Amount	% Change
2022-23 Adopted Budget	\$	297,955,083	
2023-24 Adopted Budget	\$	297,065,364	
Change from 2022-23 Budget	\$	(889,719)	(0.30%)

In accordance with Charter Section 312, the Unappropriated Balance provides funds for appropriations after the budget adoption to meet contingencies as they arise. Specific funding, personnel, equipment, and/or procedures cannot be adequately defined for contingencies that occur during the fiscal year. By recognizing such contingencies in the Unappropriated Balance, start-up funding is provided. Use of monies in the Unappropriated Balance is subject to approval of specific reports and recommendations to the Mayor and Council.

	2022-23 Adopted Budget	2023-24 Adopted Budget
1. Abandoned Vehicle Task Force	\$ 166,167	\$ --
2. Accessible Housing Program Retrofit Contract	--	6,000,000
3. Acquisition for Interim and Permanent Housing	--	15,000,000
4. After-Action Implementation Plan	--	8,832,873
5. Animal Services Operations	--	277,048
6. Animal Sterilization Trust Fund	500,000	--
7. Black Workers Center Strong Workforce Equity Program	500,000	--
8. California False Claims Act Settlement	4,520,250	--
9. Cardiac Monitors	850,000	--
10. Child Care and Learning Centers	--	5,000,000
11. Citywide Economic Development Strategy and Jobs Report	--	--
12. Citywide Recreational Vehicle Program	--	3,000,000
13. Civil Case Management System Replacement	--	100,000
14. CleanLA	--	1,500,000
15. Community Safety Partnership Program	--	1,000,000
16. County Election Expenses - November 2022	10,000,000	--
17. Decarbonization and Development of Solar on City Facilities	5,000,000	22,759,788
18. Department Payroll Reconciliation	93,000,000	--
19. Development Services Affordable Housing Unit	1,100,000	--
20. Election Expenses - Primary March 2024	--	10,000,000
21. Election Expenses - Special Runoff 2023	--	4,075,000
22. Equipment, Expenses, and Alterations & Improvements	7,169,725	5,544,725
23. Fair Work Week	2,000,000	--
24. Fire Psychologist	250,000	--
25. Fire Voice Radio System Upgrade	--	3,800,000
26. FMS Training	1,000,000	--
27. Gang Injunction Settlement Agreement	--	5,023,480
28. Gang Reduction and Youth Development	6,522,000	12,920,869
29. General	50,000	50,000
30. Graffiti Abatement Strike Teams	1,670,000	--
31. Ground Emergency Medical Transport QAF Program	6,700,000	6,700,000
32. Hazardous Materials Response Program	--	169,200
33. Healthy Neighborhood Market Program	500,000	--
34. Horse Evacuation Trailers	200,000	--
35. Jobs Income People Study	--	--

Unappropriated Balance

36. LAHSA Homeless Engagement Teams	2,707,488	4,641,754
37. Los Angeles County Metropolitan Transportation Authority.....	--	10,000,000
38. Low Rise Development Planning and Design	500,000	--
39. Minimum Wage Outreach.....	200,000	--
40. Mutual Aid Overtime.....	3,000,000	3,000,000
41. MyLA311 Replacement	1,000,000	--
42. Neighborhood Councils	--	32,000
43. Office of Public Accountability	742,414	742,414
44. Opioid Settlement	3,290,000	11,668,975
45. Outside Counsel including Workers' Compensation	1,500,000	3,250,000
46. Police Department Hiring and Overtime	--	10,000,000
47. Police Department Hiring Bonus	--	3,647,000
48. Police Department Sworn Overtime – ABH.....	4,000,000	--
49. Police Department Sworn Overtime – Interim Homeless Housing...	--	6,270,000
50. Police Department Sworn Overtime – Non-ABH Shelters	1,000,000	--
51. Project SAFE	250,000	--
52. Quiet Zone Study	--	500,000
53. RecycLA Franchises Audits.....	300,000	--
54. Reserve for Allocation of FEMA Reimbursement	79,252,000	41,731,000
55. Reserve for Extraordinary Liability	20,000,000	20,000,000
56. Reserve for Mid-Year Adjustments	24,296,000	30,000,000
57. Revenue Collections Software Support and Technology.....	700,000	--
58. Senior Meals Program	--	10,000,000
59. Senior Nutrition Services	6,000,000	--
60. Social Equity Program	3,000,000	--
61. Street Furniture Implementation Costs.....	1,000,000	--
62. Substance Use Disorder Treatment Beds	--	11,810,000
63. Therapeutic Van Pilot Program	--	1,000,000
64. Tourism Master Plan Amendment.....	--	250,000
65. Tree Planting and Tree Watering	2,000,000	--
66. Tree Trimming Services	--	1,000,000
67. Unarmed Crisis Response	--	13,245,176
68. Vehicles for Elected Officials.....	--	600,000
69. Wildland Fuel Management Paid Crew	519,039	424,062
70. Zoo Assessment.....	--	1,500,000
71. Zoo Uncertain Revenue.....	1,000,000	--
 Total	 <u>\$297,955,083</u>	 <u>\$ 297,065,364</u>

Accessible Housing Program Retrofit Contracts - \$6,000,000. Funding is set aside for construction services related to retrofitting covered properties to meet standards in the Corrected Settlement Agreement and the Voluntary Compliance Agreement. Funding is provided by the Accessible Housing Fund.

Acquisition for Interim and Permanent Housing - \$15,000,000. Funding is set aside for the acquisition of interim housing beds to support individuals experiencing homelessness.

After-Action Implementation Plan - \$8,832,873
Budget, Finance and Innovation Report Item No. 86
The Council modified the Mayor’s Proposed Budget by adding funding for the Police Department’s After-Action Implementation Plan, pending a report to the Public Safety Committee on the use of these funds.

Animal Services Operations - \$277,048
Budget, Finance and Innovation Report Item No. 24
The Council modified the Mayor’s Proposed Budget by adding funding for the Animal Services Department’s operations and volunteer programs.

~~**Animal Sterilization Trust Fund – \$2,385,000.** Funding is set aside as a contingency for the Animal Services Department to provide funding for the Spray and Neuter (\$1,985,000) and Citywide Cat (\$400,000) programs.~~

~~**Budget, Finance and Innovation Report Item No. 78**~~

~~**The Council modified the Mayor’s Proposed Budget by deleting funding in the Unappropriated Balance and adding funding in the same amount to the Animal Sterilization Trust Fund for the Spay and Neuter and Citywide Cat programs.**~~

Child Care and Learning Centers - \$5,000,000. Funding is set aside for the operation of additional Child Care Centers and Alternative Learning Centers in disadvantaged communities.

~~**Citywide Economic Development Strategy and Jobs Report – \$300,000.** Funding is set aside for the Economic and Workforce Development Department to update the Citywide Economic Development Strategy and Jobs Report to remain eligible for U.S. Economic Development Administration grants. These documents guide the City’s strategy and must be updated every five years.~~

~~**Budget, Finance and Innovation Report Item No. 82**~~

~~**The Council modified the Mayor’s Proposed Budget by deleting funding in the Unappropriated Balance and adding funding in the same amount to Economic and Workforce Development Department for the Citywide Economic Development Strategy.**~~

Citywide Recreational Vehicle Program - \$3,000,000

Budget, Finance and Innovation Report Item No. 16

The Council modified the Mayor’s Proposed Budget by adding funding for a Citywide recreational vehicle (RV) program to provide services and assistance to people experiencing RV homelessness.

Civil Case Management System Replacement - \$100,000. Funding is set aside to initiate the process of an assessment on the existing civil case management system and evaluate available options for replacement.

CleanLA - \$1,500,000. Funding is set aside to supplement existing CleanLA funding to provide additional employment and training opportunities and public right-of-way cleanup.

Community Safety Partnership Program - \$1,000,000. Funding is set aside to expand the Community Safety Partnership program to the Algin Sutton Recreation Center, located in Council District Eight.

Decarbonization and Development of Solar on City Facilities - \$22,759,788

Budget, Finance and Innovation Report Item No. 13d

The Council modified the Mayor’s Proposed Budget by adding funding for the continued decarbonization and development of solar on City facilities.

Election Expenses - Primary March 2024 - \$10,735,871 \$10,000,000. Funding is set aside for the March 2024 Primary Nominating Election, which represents the Los Angeles County Registrar-Recorder/County Clerk’s portion of the costs. Funding is set aside based on an estimate of up to eight Council-sponsored ballot measures and seven City Council District office elections.

Budget, Finance and Innovation Report Item No. 79

The Council modified the Mayor’s Proposed Budget by reducing funding in the amount of \$735,871.

Election Expenses - Special Runoff 2023 - \$4,075,000. Funding is set aside for the Council District 6 Special Election Runoff, which represents the Los Angeles County Registrar-Recorder/County Clerk’s portion of the costs.

Equipment, Expenses, and Alterations & Improvements - \$5,544,725. Funding is set aside as a contingency to address necessary adjustments to accounts.

Fire Voice Radio System Upgrade - \$3,800,000. Funding is set aside to upgrade the Fire Department’s radio system and replace all of the dispatch consoles at the primary and backup dispatch centers.

Gang Injunction Settlement Agreement - \$5,023,480

Budget, Finance and Innovation Report Item No. 40b

The Council modified the Mayor’s Proposed Budget by adding funding for extending and modifying the Gang Injunction Curfew Settlement program.

Gang Reduction and Youth Development - \$12,920,869

Budget, Finance and Innovation Report Item No. 55

The Council modified the Mayor's Proposed Budget by adding funding for the Gang Reduction and Youth Development program, pending a report to the Public Safety Committee on the use of the funds.

Ground Emergency Medical Transport QAF Program - \$6,700,000. Funding is set aside for the quarterly payments and related contractual services cost for the Ground Emergency Medical Transport Quality Assurance Fee (QAF) Program.

Hazardous Materials Response Program- \$169,200. Funding is set aside to implement risk management regulations of hazardous materials processing and storage facilities specific to petroleum refineries.

~~**Jobs Income People Study - \$250,000.** Funding is set aside for the Economic and Workforce Development Department in consultation with the L.A. Economic Development Council to conduct the Jobs Income People Study to establish a post-pandemic baseline to measure economic growth and recovery.~~

~~**Budget, Finance and Innovation Report Item No. 82**~~

~~**The Council modified the Mayor's Proposed Budget by deleting funding in the Unappropriated Balance and adding funding in the same amount to Economic and Workforce Development Department for the Jobs Income People Study.**~~

LAHSA Homeless Engagement Teams - \$4,641,754. Funding is set aside for Los Angeles Homeless Services Authority (LAHSA) Homeless Engagement Teams (HETs) to conduct direct outreach to unsheltered homeless individuals, pending a report on the deployment of the HETs.

Los Angeles County Metropolitan Transportation Authority - \$10,000,000. Funding is set aside to front fund sworn overtime costs for the Police Department to provide policing of 11 new Los Angeles County Metropolitan Transportation Authority (Metro) rail line stations, pending potential actions by the Metro Board to execute a contract to provide sworn security services at the new stations and increase funding for reimbursements to the City.

Mutual Aid Overtime - \$3,000,000. Funding is set aside for sworn overtime for the Fire Department for mutual aid response for fire and disaster response needs outside of the City boundaries.

Neighborhood Councils - \$32,000. Funding is set aside for the formation of one new Neighborhood Council.

Office of Public Accountability - \$742,414. Funding is set aside for special studies, rate reviews, and other administrative expenses. The Department of Water and Power will fully reimburse the City for these cost.

Opioid Settlement - \$11,668,975

Budget, Finance and Innovation Report Item No. 18

The Council modified the Mayor's Proposed Budget by adding funding for the Opioid Settlement, pending review of the distribution and availability of beds.

Outside Counsel including Workers' Compensation - \$3,250,000. Funding is set aside for the City Attorney to retain outside counsel to assist in litigation and transactional matters. The City Attorney retains outside firms when the type of litigation involved requires specialized expertise or appropriate staffing resources are not available in-house. Funding is transferred from the Unappropriated Balance to the City Attorney budget during the fiscal year as needed, subject to the approval of the Mayor and City Council. This funding is separate from the \$4.25 million budgeted for law firms on the Attorney Conflicts Panel managed by the Office of the City Administrative Officer.

Police Department Hiring and Overtime - \$10,000,000

Budget, Finance and Innovation Report Item No. 66

The Council modified the Mayor's Proposed Budget by adding funding for the Police Department's sworn and civilian hiring, overtime, and security needs.

Police Department Hiring Bonus - \$3,647,000. Funding is set aside to provide sworn hiring bonuses for the Police Department, pending approval of a sworn hiring bonus program.

Police Department Sworn Overtime – Interim Homeless Housing - \$6,270,000

Budget, Finance and Innovation Report Item No. 87

The Council modified the Mayor's Proposed Budget by adding funding for the Police Department's Overtime Sworn Account for interim homeless housing sites, pending a report to the Public Safety Committee on the allocation formula for the use of the funds.

Quiet Zone Study - \$500,000

Budget, Finance and Innovation Report Item No. 96

The Council modified the Mayor's Proposed Budget by adding funding for a Quiet Zone Study of the McFarland Line in Wilmington.

Reserve for Allocation of FEMA Reimbursement - ~~\$27,000,000~~ \$41,731,000. Funding is set aside to repay the Reserve Fund and various other sources that provided front-funding or loans in anticipation of reimbursements from the Federal Emergency Management Agency (FEMA) for pandemic related projects. The allocation of FEMA reimbursements is contingent upon their receipt.

Budget, Finance and Innovation Report Item No. 4

The Council modified the Mayor's Proposed Budget by adding funding in the amount of \$14,731,000 to repay the Reserve Fund.

Reserve for Extraordinary Liability - \$20,000,000. Funding is set aside as a reserve for liability payouts resulting from judgments or settlements.

Reserve for Mid-Year Adjustments - \$30,000,000. Funding is set aside to address shortfalls that may arise during 2023-24.

Senior Meals Program - \$10,000,000

Budget, Finance and Innovation Report Item No. 76

The Council modified the Mayor's Proposed Budget by adding funding for the Rapid Response Senior Meals program, pending a report on the implementation plan of the program, including but not limited to evaluation and potential guidelines, eligibility requirements, cost controls, schedule for rollout that maximizes the use of the funds over the course of the fiscal year, and regular status reports on the progress of the program.

Substance Use Disorder Treatment Beds - \$11,810,000

Budget, Finance and Innovation Report Item No. 19

The Council modified the Mayor's Proposed Budget by adding funding for substance use disorder treatment beds, pending review of the distribution and availability of beds.

Therapeutic Van Pilot Program - \$1,000,000

Budget, Finance and Innovation Report Item No. 49

The Council modified the Mayor's Proposed Budget by adding funding for the Fire Department's Therapeutic Van pilot program, pending a report with the evaluation of the program, revised cost estimates, contract amendment, County participation, and long-term recommendations for the program.

Tourism Master Plan Amendment - \$250,000. Funding is set aside to develop a new master plan for increasing tourism leading up to the 2026 World Cup and 2028 Olympics.

Tree Trimming Services - \$1,000,000. Funding is set aside for the Bureau of Street Services to provide tree trimming services.

Unarmed Crisis Response - \$13,245,176

Budget, Finance and Innovation Report Item No. 20c and 23

The Council modified the Mayor's Proposed Budget by adding funding for unarmed crisis response programs. CIRCLE team expansion is an eligible expense for this item.

Vehicles for Elected Officials - \$600,000. Funding is set aside for the purchase of replacement vehicles for elected officials.

Wildland Fuel Management Paid Crew - \$424,062

Budget, Finance and Innovation Report Item No. 47b

The Council modified the Mayor's Proposed Budget by adding funding for the Fire Department's Wildland Fuel Management Crew.

Zoo Assessment - \$1,500,000. Funding is set aside for the Zoo to conduct an evaluation and report on best practices for addressing the facility's aging infrastructure in order to maintain its continuous and long-standing accreditation and to review the Zoo's financial needs and fundraising models.

WATER AND ELECTRICITY

BASIS FOR THE ADOPTED BUDGET

The 2023-24 Adopted Budget for Water and Electricity relates to prior year funding as follows:

		Amount	% Change
2022-23 Adopted Budget	\$	48,798,758	
2023-24 Adopted Budget	\$	48,798,758	
Change from 2022-23 Budget	\$	-	-%

The 2023-24 Adopted Budget provides funding in the amount of \$5,844,183 and \$42,954,575 for water and electricity service charges, respectively, for a total appropriation of \$48,798,758. The Department of Recreation and Parks and the Bureau of Sanitation are billed directly and are not included in the Water and Electricity budget. The Adopted Budget provides for no increase from the 2022-23 Adopted Budget levels.

Subfunction	2022-23 Adopted Budget	2023-24 Adopted Budget
Lighting of Streets - Electricity is provided for public property lighting.	\$ 4,859,100	\$ 4,859,100
Aesthetic and Clean Streets and Parkways - Water is provided to clean streets and to water parkway landscaping.	927,504	927,504
Street and Highway Transportation - Electricity is furnished to the asphalt plants and service yards.	1,115,200	1,115,200
Educational Opportunities - Water and electricity are provided to the various libraries.	5,010,000	5,010,000
Public Buildings, Facilities, and Services - Water and electricity are provided to all public buildings maintained by the Department of General Services, including all fire and police stations.	36,886,954	36,886,954
TOTAL:	<u>\$ 48,798,758</u>	<u>\$ 48,798,758</u>

2023 TAX AND REVENUE ANTICIPATION NOTES

DEBT SERVICE FUND

BASIS FOR THE ADOPTED BUDGET

The 2023-24 Adopted Budget for the 2023 Tax and Revenue Anticipation Notes (TRAN) Debt Service Fund relates to prior year funding as follows:

	2022-23 Adopted Budget	2023-24 Adopted Budget	% Change
Debt Service – Pension Fund	\$ 674,614,798	\$ 665,515,850	(1.3%)
Debt Service – Retirement Fund	648,020,950	697,280,602	7.6%
Debt Service – Cash Flow (Interest Only)	13,511,878	10,262,720	(24.0%)
Total Debt Service	\$ 1,336,147,626	\$ 1,373,059,172	2.8%

The 2023 TRAN Debt Service Fund is a special purpose fund established to pay debt service on notes issued to fund the City's annual contribution payments to the Fire and Police Pension Fund (Pension Fund) and the Los Angeles City Employees' Retirement System Fund (Retirement Fund) as well as to alleviate the short-term cash flow deficits occurring early in the fiscal year when certain taxes and revenues have not yet been received.

Part of the 2023-24 appropriation to the TRAN Debt Service Fund includes the payment of the entire debt service on notes issued in relation to the Pension and Retirement Funds. Issuance of these notes will permit the City to make the entire annual contribution to the Retirement Fund and the Pension Fund in July 2023. This early payment will allow the Pension and Retirement Funds to use additional interest earned on the early payment to discount the required City contribution without reducing the Funds' annual receipts.

The appropriation of **\$665.5 million** in the Debt Service Fund is the estimated cost of repaying the entire principal and borrowing costs on the notes issued for the Pension Fund contribution for 2023-24.

The appropriation of **\$697.3 million** in the Debt Service Fund is the estimated cost of repaying the entire principal and borrowing costs on the notes issued for the Retirement Fund contribution for 2023-24. The proprietary departments (Airports and Harbor) and the pension systems (Los Angeles City Employees' Retirement System and Los Angeles Fire and Police Pensions) will pay the special fund portion of the Retirement Fund contribution (**\$138.6 million**). The Retirement Fund contribution also reflects the true up adjustment for the prior fiscal year resulting from the reconciliation of budgeted covered payroll with actual covered payroll.

The Controller's Office has requested \$450 million in temporary cash flow borrowing consisting of **\$200 million** from the 2023 TRAN financing and **\$250 million** from special funds. The issuance of these notes will permit the City to provide effective cash flow management for the City's General Fund. The principal portion of the TRAN for cash flow purposes is not appropriated in the Adopted Budget since this principal is treated as temporary borrowing rather than as expenditure. The cash flow appropriation of \$10.3 million is only for the interest portion of the debt service on the notes and special fund borrowing.

The principal and interest on the TRAN will be paid from the City's General Fund revenues set aside during the fiscal year. Issuance of the TRAN for the annual contribution payments to the Pension Fund and Retirement Fund and for cash flow are combined to achieve efficiencies and will not contribute to the overall indebtedness of the City. The total savings from the early payment of the annual contribution payments to the Pension Fund and Retirement Fund is approximately \$43.8 million. After incorporating costs of issuance, the total net savings to the General Fund of issuing the TRAN is approximately **\$8.4 million**.

THIS PAGE INTENTIONALLY LEFT BLANK

**2023-24 ADOPTED BUDGET
SUMMARY OF ADOPTED ALTERATIONS AND IMPROVEMENTS**

The Adopted Budget includes \$500,000 to continue support for the City's alterations and improvements, which are typically budgeted within the Department of General Services' (GSD) Construction Forces Division. Project highlights include funding for: the maintenance and repair of portable emergency generators that act as reserve power for City facilities; emergency repairs to ensure City facilities are code-compliant; the abatement of health and safety issues such as mold, lead, and asbestos; repairs and improvements such as paint, cabinetry, and office reconfiguration; addressing electrical issues such as shortages, upgraded outlets, and wiring repairs; and, improved accessibility in accordance with the Americans with Disabilities Act (ADA). Additional funding in the amount of \$12,831,914 is included for various improvements at departmental facilities.

ALTERATIONS AND IMPROVEMENTS

General Categories:

Emergency Alterations and Improvements	\$	172,000
Emergency Generator Maintenance and Repair		60,000
Imminent Hazard Abatement		60,000
Miscellaneous Repairs and Improvements		86,000
Ongoing Electrical Repair		60,000
Special ADA Projects		62,000
Subtotal General Categories	\$	500,000

Department Specific Projects:

Library *	In-house alterations and improvements program for branch libraries	\$	6,270,718
Library *	Central Library alterations and improvements		3,511,196
Library *	Security improvements for all libraries		3,000,000
Library *	Anderson Warehouse alterations and improvements		50,000
Subtotal Department Projects		\$	12,831,914

Total 2023-24 Budget for Alterations and Improvement Projects **\$** **13,331,914**

* Funding for the Library Department Alterations and Improvements is included as an appropriation within the Library Department's budget and not included as an appropriation within GSD's budget. Funds may be transferred to GSD on an interim basis during the fiscal year.

THIS PAGE INTENTIONALLY LEFT BLANK

**2023-24 ADOPTED BUDGET - REPLACEMENT PROGRAM
FLEET VEHICLES AND RELATED EQUIPMENT BY FUNDING SOURCE**

Vehicle or Equipment Classification	Fuel Type	Quantity	Unit Cost*	Total Cost*
GENERAL FUND				
Police Department				
Black and Whites, Patrol	Hybrid	161	\$ 80,802	\$ 13,009,122
Black and Whites, Slicktop	Hybrid	7	77,740	544,180
Motorcycle	Gasoline	32	30,000	960,000
Total Police Department		200	\$	14,513,302
Subtotal General Fund Financed		200	\$	14,513,302
FORFEITED ASSET TRUST FUND (FATF)				
Police Department				
Black and White, Patrol	Hybrid	34	\$ 80,802	\$ 2,774,401
Total Police Department		34	\$	2,774,401
Subtotal FATF Financed		34	\$	2,774,401
SUPPLEMENTAL LAW ENFORCEMENT SERVICES FUND (SLESF)				
Police Department				
Black and White, Slicktop	Hybrid	38	\$ 77,740	\$ 2,954,120
Total Police Department		38	\$	2,954,120
Subtotal SLESF Financed		38	\$	2,954,120
MUNICIPAL IMPROVEMENT CORPORATION OF LOS ANGELES (MICLA) FINANCING				
Animal Services Department				
Sedan	Electric	4	\$ 45,000	\$ 180,000
Total Animal Services Department		4	\$	180,000
Department of Building and Safety				
Sedan	Electric	1	\$ 45,000	\$ 45,000
Total Department of Building and Safety		1	\$	45,000
City Attorney				
Sedan	Electric	5	\$ 45,000	\$ 225,000
Total City Attorney		5	\$	225,000
Economic and Workforce Development Department				
Sedan	Electric	2	\$ 45,000	\$ 90,000
Total Economic and Workforce Development Department		2	\$	90,000
Fire Department				
Apparatus , 100-foot Aerial Ladder (with Radio Package)	Diesel	1	\$ 1,851,631	\$ 1,851,631
Ambulance (with Radio Package)	Diesel	22	333,085	7,327,870
AC/BC Command Vehicle (with Radio Package)	Gasoline	2	356,363	712,726
Arson Utility Vehicle (with Radio Package)	Diesel	1	163,970	163,970
Crew 3 Transport Vehicle	Diesel	1	450,000	450,000
Wildland/DRS Roll off Truck	Diesel	1	225,000	225,000
Dozer Tender-Utility Pickup	Diesel	1	300,000	300,000
EMS Command Vehicle (with Radio Package)	Gasoline	2	168,970	337,940
Fleet Utility Service Truck-Field Mechanic (with Radio Package)	Diesel	1	358,085	358,085
Pickup Truck-Crew Cab-Station Plugbuggy-Emergency (with Radio Package)	Diesel	5	148,085	740,425
Rehab Air Unit (with Radio Package)	Diesel	1	1,733,085	1,733,085
Sedans-Emergency (with Radio Package)	Gasoline	29	102,371	2,968,759
Sedans-Non-Emergency-Electric (with Radio Package)	Electric	5	76,315	381,575
Van-Cargo (with Radio Package)	Diesel	4	66,315	265,260
Van-Passenger (with Radio Package)	Diesel	3	71,282	213,845
Total Fire Department		79	\$	18,030,171

**2023-24 ADOPTED BUDGET - REPLACEMENT PROGRAM
FLEET VEHICLES AND RELATED EQUIPMENT BY FUNDING SOURCE**

Vehicle or Equipment Classification	Fuel Type	Quantity	Unit Cost*	Total Cost*
General Services Department				
Generator	Diesel	1	\$ 60,000	\$ 60,000
Generator	N/A	3	160,000	480,000
Light Duty Truck	Electric	9	45,000	405,000
Light Duty Truck	Electric	13	60,000	780,000
Light Duty Truck	Gasoline	22	60,000	1,320,000
Light Duty Truck	Gasoline	1	175,000	175,000
Construction Equipment	Electric	4	60,000	240,000
Construction Equipment	Diesel	1	60,000	60,000
Construction Equipment	Diesel	2	85,000	170,000
Construction Equipment	Diesel	1	120,000	120,000
Construction Equipment	Diesel	1	130,000	130,000
Sidewalk Sweeper	Electric	2	90,000	180,000
Sedan	Electric	37	45,000	1,665,000
Medium Duty Truck	Gasoline	1	75,000	75,000
Medium Duty Truck	Gasoline	1	100,000	100,000
Medium Duty Truck	Gasoline	1	140,000	140,000
Medium Duty Truck	Gasoline	2	160,000	320,000
Medium Duty Truck	Gasoline	1	460,000	460,000
Class 7 Or 8 Truck	CNG	1	75,000	75,000
Class 7 Or 8 Truck	Gasoline	1	125,000	125,000
Class 7 Or 8 Truck	CNG	1	125,000	125,000
Class 7 Or 8 Truck	CNG	1	165,000	165,000
Class 7 Or 8 Truck	Gasoline	2	210,000	420,000
Class 7 Or 8 Truck	CNG	1	800,000	800,000
General Services Department		110	\$	8,590,000
Information Technology Agency				
Light Duty Truck	Electric	10	\$ 45,000	450,000
Light Duty Truck	Gasoline	1	\$ 45,000	45,000
Light Duty Truck	Electric	4	60,000	240,000
Light Duty Truck	Gasoline	4	60,000	240,000
Sedan	Electric	2	45,000	90,000
Total Information Technology Agency		21	\$	1,065,000
Library				
Light Duty Truck	Gasoline	2	\$ 45,000	\$ 90,000
Total Library		2	\$	90,000
Police Department				
Airbus H125 Helicopter	Jet	1	\$ 7,351,537	\$ 7,351,537
Plain	Hybrid	100	47,000	4,700,000
Dual Purpose Vehicle	Hybrid	150	69,638	10,445,700
Specialized Utility	Gasoline/Diesel	32	87,113	2,787,600
Undercover	Gasoline	50	41,334	2,066,700
Total Police Department		333	\$	27,351,537
Department of Public Works - Bureau of Engineering				
Light Duty Truck	Electric	7	\$ 45,000	315,000
Light Duty Truck	Electric	5	60,000	300,000
Sedan	Electric	4	45,000	180,000
Total Bureau of Engineering		16	\$	795,000

**2023-24 ADOPTED BUDGET - REPLACEMENT PROGRAM
FLEET VEHICLES AND RELATED EQUIPMENT BY FUNDING SOURCE**

Vehicle or Equipment Classification	Fuel Type	Quantity	Unit Cost*	Total Cost*
Department of Recreation and Parks				
Park Ranger Vehicles	TBD	TBD	TBD \$	545,000
Sedan	Electric	4	45,000	180,000
Light Duty Truck	Electric	6	45,000	270,000
Light Duty Truck	Electric	9	60,000	540,000
Sidewalk Sweeper	Electric	1	90,000	90,000
Class 7 Or 8 Truck	CNG	2	90,000	180,000
Class 7 Or 8 Truck	CNG	1	200,000	200,000
Class 7 Or 8 Truck	CNG	3	320,000	960,000
Class 7 Or 8 Truck	CNG	1	425,000	425,000
Class 7 Or 8 Truck	Gasoline	1	425,000	425,000
Construction Equipment	Diesel	5	90,000	450,000
Construction Equipment	Diesel	11	115,000	1,265,000
Construction Equipment	Diesel	1	130,000	130,000
Construction Equipment	Diesel	6	180,000	1,080,000
Construction Equipment	Diesel	1	250,000	250,000
Construction Equipment	Diesel	1	275,000	275,000
Total Department of Recreation and Parks		53	\$	7,265,000
Los Angeles City Employees Retirement System				
Sedan	Electric	1	\$ 45,000	\$ 45,000
Total Los Angeles City Employees Retirement System		1	\$	45,000
Department of Public Works - Bureau of Street Services				
Sedan	Electric	3	\$ 45,000	\$ 135,000
Light Duty Truck	Electric	6	60,000	360,000
Light Duty Truck	Gasoline	1	60,000	60,000
Light Duty Truck	Gasoline	1	400,000	400,000
Class 7 Or 8 Truck	CNG	2	90,000	180,000
Class 7 Or 8 Truck	CNG	8	300,000	2,400,000
Class 7 Or 8 Truck	Gasoline	1	300,000	300,000
Class 7 Or 8 Truck	CNG	1	600,000	600,000
Construction Equipment	Electric	1	60,000	60,000
Construction Equipment	Diesel	2	85,000	170,000
Construction Equipment	Diesel	6	240,000	1,440,000
Construction Equipment	Diesel	1	375,000	375,000
Construction Equipment	Diesel	1	800,000	800,000
Construction Equipment	Diesel	1	850,000	850,000
Total Bureau of Street Services		35	\$	8,130,000
Department of Transportation				
Sedan	Electric	2	\$ 45,000	\$ 90,000
Sedan	Electric	54	50,000	2,700,000
Light Duty Truck	Electric	9	45,000	405,000
Light Duty Truck	Gasoline	1	175,000	175,000
Construction Equipment	Diesel	1	110,000	110,000
Total Department of Transportation		67	\$	3,480,000
Subtotal MICLA Financed		729	\$	75,381,708
STREET DAMAGE RESTORATION FEE (SDRF)				
Department of Public Works - Bureau of Engineering				
Truck with Drill Rig	Gasoline	1	\$ 350,000	\$ 350,000
Total Bureau of Engineering		1	\$	350,000
Subtotal SDRF Financed		1	\$	350,000

**2023-24 ADOPTED BUDGET - REPLACEMENT PROGRAM
FLEET VEHICLES AND RELATED EQUIPMENT BY FUNDING SOURCE**

Vehicle or Equipment Classification	Fuel Type	Quantity	Unit Cost*	Total Cost*
STREET LIGHTING MAINTENANCE ASSESSMENT FUND (SLAMF)				
Department of Public Works - Bureau of Street Lighting				
Derrick Truck	CNG	4	\$ 475,000	\$ 1,900,000
Ariel Lift Truck	Gasoline	1	210,000	210,000
Light Duty Truck	Electric	2	90,000	180,000
Light Duty Truck	Electric	1	95,000	95,000
Compressor Dump Truck	Electric	1	270,000	270,000
Total Bureau of Street Lighting		9	\$	2,655,000
Subtotal SLAMF Financed		9	\$	2,655,000
Total - Replacement Program*		1011	\$	98,628,531

*The unit cost and total cost included in this schedule may vary slightly from budgeted General Fund, MICLA, and special fund amounts. Budgeted amounts typically allow for minor cost variations that may occur at the time of purchase.

**2023-24 ADOPTED BUDGET - NEW VEHICLE PROGRAM
FLEET VEHICLES AND RELATED EQUIPMENT BY FUNDING SOURCE**

Vehicle or Equipment Classification	Fuel Type	Quantity	Unit Cost*	Total Cost*
GENERAL FUND				
Police Department				
Electric Vehicle Lease Payment	Electric	103	\$ 3,408	\$ 351,024
Electric Vehicle Lease Purchase	Electric	103	25,881	2,665,743
Electric Vehicle Purchase	Electric	20	71,535	1,430,700
Total Police Department		226	\$	4,447,467
Youth Department				
Sedan	Electric	1	\$ 50,000	\$ 50,000
Total Youth Department		1	\$	50,000
Subtotal General Fund Financed		227	\$	4,497,467
MUNICIPAL IMPROVEMENT CORPORATION OF LOS ANGELES (MICLA) FINANCING				
Fire Department				
Apparatus , 100-foot Aerial Ladder (with Radio Package)	Diesel	1	\$ 1,851,631	\$ 1,851,631
Ambulance (with Radio Package)	Diesel	24	333,085	7,994,040
Arson K9 Unit	Diesel	1	223,970	223,970
Brush Patrol/FRV	Diesel	1	428,085	428,085
Dozer Tractor Trailer	Diesel	1	473,085	473,085
Forklifts	Diesel	2	85,000	170,000
Sedans-Non-Emergency-Electric (with Radio Package)	Electric	7	76,315	534,205
Medical Supply Stakebed Truck	Diesel	1	333,085	333,085
Tire Repair Truck	Diesel	1	286,315	286,315
Total Fire Department		39	\$	12,294,416
Department of Public Works - Bureau of Sanitation				
Sedan	Electric	4	\$ 62,500	\$ 250,000
Light Duty Truck	Electric	6	70,000	420,000
Light Duty Truck (Modified)	Gasoline	1	72,000	72,000
Stakebed Pickup	Gasoline	1	115,000	115,000
Stakebed Pickup Power Washer	Gasoline	1	115,000	115,000
Satellite Rear Loader	Gasoline	2	300,000	600,000
Wheeled Loader	Diesel	1	110,000	110,000
Trailer	N/A	1	24,000	24,000
Dump Truck	CNG	1	320,000	320,000
Rear Loader	CNG	2	500,000	1,000,000
Satellite Side Loaders	Hybrid	2	300,000	600,000
Total Bureau of Sanitation		22	\$	3,626,000
Department of Recreation and Parks				
Crew Cab Utility Truck	Gasoline	1	\$ 110,000	\$ 110,000
Roll Off Truck	CNG	1	375,000	375,000
Grapple Truck	Gasoline	1	400,000	400,000
56' Aerial Tower Truck	CNG	1	365,000	365,000
75' Aerial Tower Truck	CNG	1	420,000	420,000
Tow Behind Chipper	Diesel	1	110,000	110,000
Chipper Truck	CNG	1	350,000	350,000
Total Department of Recreation and Parks		7	\$	2,130,000
Zoo Department				
Utility Golf Cart**	Electric	4	\$ 20,000	\$ 80,000
Total Zoo Department		4	\$	80,000
Subtotal MICLA Financed		72	\$	18,130,416
Total - New Vehicle Program*		299	\$	22,627,883
Grand Total - New and Replacement Vehicle Programs*		1310	\$	121,256,414

*The unit cost and total cost included in this schedule may vary slightly from budgeted General Fund, MICLA, and special fund amounts. Budgeted amounts typically allow for minor cost variations that may occur at the time of purchase.

**The 2023-24 Blue Book inadvertently omitted funding of \$80,000 for Zoo Department Utility Golf Carts.

THIS PAGE INTENTIONALLY LEFT BLANK

HOMELESS BUDGET

BASIS FOR THE ADOPTED BUDGET

The 2023-24 Adopted Budget for homeless-related expenditures relates to the prior year funding as follows:

	General Fund	Special Funds	Total	% Change
2022-23 Adopted Budget	\$ 249,651,146 *	\$ 918,863,460	\$ 1,168,514,606	
Citywide Homeless and Housing Services (excludes Police Department) Subtotal	\$ 239,662,714	\$ 918,863,460	\$ 1,158,526,174	
Police Department Homeless Services Subtotal	\$ 9,988,432	\$ -	\$ 9,988,432	
2023-24 Adopted Budget	\$ 473,849,754	\$ 803,900,095	\$ 1,277,749,849	
Citywide Homeless and Housing Services (excludes Police Department) Subtotal	\$ 470,714,561	\$ 803,900,095	\$ 1,274,614,656	
Police Department Homeless Services Subtotal	\$ 3,135,193	\$ -	\$ 3,135,193	
Change from 2022-23 Budget	\$ 224,198,608	\$ (114,963,365)	\$ 109,235,243	9.3%

* 2022-23 General Fund includes a Reserve Fund loan in the amount of \$49.6 million for Project Homekey 2.0.

The Homeless Budget describes funding included in the Budget for the provision of housing and services to homeless individuals and families in the City. Items included as part of the Homeless Budget are funded within the individual budgets for the Los Angeles Homeless Services Authority (LAHSA), City departments, the Unappropriated Balance, and the General City Purposes (GCP) budget.

BUDGET HIGHLIGHTS

LA Alliance Settlement

The City of Los Angeles recently reached an agreement with the LA Alliance for Human Rights. In the agreement, the City commits to increase the number of housing and shelter opportunities to accommodate 60 percent of individuals identified as shelter-appropriate within the City, based on the 2022 homeless count/Point in Time Count.

For 2023-24, the investment toward complying with the settlement is described in the table below, and where appropriate, in the departmental and non-departmental sections that follow:

Housing Type	2023-24 Investment	Number of Beds/Units*	Funding Sources
Interim Housing	\$ 20,753,843	266	Homeless Housing, Assistance and Prevention Program (HHAP) 3 and GCP - Additional Homeless Services
Permanent Supportive Housing (PSH) Units (Prop HHH and Non-Prop HHH units)	\$ 354,090,269	4,543	Prop HHH and HOME
Homekey 3 PSH Units	\$ 79,804,919	300	HHAP 2, HHAP 3, HHAP 4, HOME, and State Senate Bill 2
TOTAL	\$ 454,654,140	5,109	

* The number of units is an up to amount as of January 31, 2023 since the investment is for projects approved in multiple Proposition HHH Project Expenditure Plans (PEPs) with expenditures across fiscal years, including 2023-24. Other sources includes HOME Investment Partnerships Program, and other state and federal funding sources needed to complete Proposition HHH and non-Proposition HHH units.

Proposition HHH

Proposition HHH (Prop HHH), approved by voters in November 2016, authorizes the City to issue up to \$1.2 billion in General Obligation (GO) bonds to finance the development of Permanent Supportive Housing (PSH), affordable housing, and service facilities. PSH units house chronically homeless individuals and homeless households, and are combined with services, which may include mental and health services, drug and alcohol treatment, and education and job training. GO bond proceeds may also fund facilities that provide services to the homeless, such as service centers, health centers, shelters, storage, and shower facilities. Bond proceeds may only be used for construction and capital improvements, not operations or services. Prop HHH projected expenditures include housing projects that have been included in a previously approved Prop HHH Project Expenditure Plan (PEP). Only housing projects that are projected to execute loan agreements and are ready to start construction are included in the PEP. Prop HHH bond issuances require Mayor and Council approval.

State Grants

The State of California awarded the City of Los Angeles the Homeless Housing, Assistance and Prevention Program Round 3 (HHAP 3) and Homeless Housing, Assistance and Prevention Program Round 4 (HHAP 4). Additionally, the City applied for the State Encampment Resolution Fund (ERF).

The City has been awarded HHAP 3 grant funding in the amount of \$143,640,000. These funds will be used to support COVID-19 Homelessness Roadmap operations, A Bridge Home operations, outreach, public health services, hygiene facilities, programs for youth experiencing homelessness or at-risk of being homeless, and other services. The City must obligate 50 percent of these funds by May 31, 2024, and expend 100 percent of them by June 30, 2026. The City has collaborated with the County of Los Angeles and the Los Angeles Homeless Services Authority to establish program goals.

The City has been awarded HHAP 4 grant funding in the amount of \$143,640,000. These funds will be used to support interim housing operations, outreach, public health services, hygiene facilities, programs for youth experiencing homelessness or at-risk of being homeless, and other services. The City collaborated with the County of Los Angeles and the Los Angeles Homeless Services Authority to establish program goals. The City will receive an initial disbursement 50 percent of the total allocation. The City will receive the remaining allocation upon expenditure of 25 percent of the total allocation. 100 percent of funds must be expended by June 30, 2027.

The City has applied for \$2,416,890.84 in ERF funds to support an effort that focuses on reducing vehicular Homelessness. The effort will incorporate the Citywide RV Homelessness Strategies identified by the Outreach Team at the Office of the CAO. The request is pending with CallCH. Once awarded, the City will have to expend 50 percent of the funds by June 30, 2024.

LOS ANGELES HOMELESS SERVICES AUTHORITY

The Los Angeles Homeless Services Authority (LAHSA) is a Joint Powers Authority created and designated by the City and County of Los Angeles to act on behalf of both entities to address homelessness. LAHSA is a direct administrator of publicly-funded homeless programs throughout the Los Angeles region. LAHSA advises and participates in the framing of major public programs that affect people experiencing homelessness.

<u>Los Angeles Homeless Services Authority</u>	<u>2022-23 Adopted Budget</u>	<u>2023-24 Adopted Budget</u>
<ul style="list-style-type: none"> ● Annual Homeless Point-in-Time Count – The U.S. Department of Housing and Urban Development requires an annual census of those experiencing homelessness during the last 10 days of January for local jurisdictions to receive McKinney-Vento Homeless Assistance Grant funding. The census is a community-wide effort, funded equally by the City and County, and made possible with the support of volunteers. The increase in funding is related to increased consultant fees to ensure data is collected and analyzed appropriately. 	750,000	933,668
<ul style="list-style-type: none"> ● Los Angeles Continuum of Care (CoC) Administration – A CoC is a regional or local planning body that coordinates housing and services funding for homeless families and individuals. The Los Angeles Homeless Services Authority (LAHSA) is the lead agency for the Los Angeles CoC. As the lead agency, LAHSA coordinates crisis housing, provides critical, basic shelter for individuals and families experiencing homelessness and in need of immediate housing, and provides a point-of-entry into the Coordinated Entry System. The U.S. Department of Housing and Urban Development awards LAHSA with annual grants and bonus grants for the CoC and the City's cash match, along with the County of Los Angeles, continues to leverage federal grant funds. <ul style="list-style-type: none"> ● Administration and Operations (\$4,982,991) ● Enterprise Grants Management System (\$243,000) ● Continuum of Care Coordinated Assessment Match (\$59,883) ● Continuum of Care Coordinated Assessment Bonus Match (\$195,001) ● Continuum of Care Planning Program Grant Match (\$156,250) ● Domestic Violence Support Services Only Grant Match (\$125,000) ● Homeless Management Information System Cash Match (\$193,658) ● Homeless Management Information System Bonus Cash Match (\$105,000) 	4,445,946	6,060,783
<ul style="list-style-type: none"> ● Shelter and Housing Interventions – The Los Angeles Homeless Services Authority provides case management, counseling, and housing placement services to participants, which allows program sponsors to more effectively address the emergency, interim, transitional, and permanent housing needs of vulnerable individuals and families experiencing homelessness in the City. This category includes funding for all interim housing solutions, such as emergency and crisis housing, bridge housing, Safe Parking, and Housing Navigation Services, as well as the (Winter) Shelter Program interim housing solutions during inclement weather. <ul style="list-style-type: none"> ● Coordinated Entry System Interim Housing for Families, Singles, and Youth (\$10,905,459) ● Housing Navigation (\$1,000,000) ● Safe Parking (\$1,141,920) ● Shelter Program (\$1,560,735) 	14,107,732	14,608,114

Los Angeles Homeless Services Authority	2022-23 Adopted Budget	2023-24 Adopted Budget
<ul style="list-style-type: none"> ● Street Strategies - The City's street-based homelessness strategies are focused on conducting outreach and engagement; expanding hygiene, sanitation, and storage options for people living on the streets; increasing diversion opportunities for people experiencing homelessness; and expanding collaborations with stakeholders. Access and navigation centers and storage programs continue to provide critical services to connect unsheltered residents with supportive services and housing resources. Funding for homeless outreach, primarily conducted through Homeless Engagement Teams (HETs) is provided to support the equivalent of 6 months to conduct direct outreach to homeless individuals who typically do not seek shelter or service programs of their own initiative. This outreach facilitates better access to City and County homeless resources, including the CES. <ul style="list-style-type: none"> ● Access Center - Weingart (\$319,701) ● C3 Partnership - Skid Row (\$396,247) ● Coordinated Entry System - Navigation Centers (\$2,161,000) ● Homeless Engagement Teams - (\$4,641,754) ● Homeless Engagement Teams - Operation Healthy Streets (\$396,247) ● Homeless Engagement Teams - Unified Homelessness Response Center Dedicated Manager (\$140,682) ● Mobile Showers – Shower of Hope (\$290,000) ● Operation Healthy Streets (\$4,344,950) ● Involuntary Storage (\$1,073,312) ● Voluntary Storage (\$3,079,470) 	18,829,015	16,843,363
LAHSA Subtotal	38,132,693	38,445,928

CITY DEPARTMENTS

City departments complement the work of the Los Angeles Homeless Services Authority (LAHSA) to help design, implement, and coordinate the efficient provision of services to individuals and families in the City to ultimately end homelessness.

	2022-23 Adopted Budget	2023-24 Adopted Budget
Aging		
<ul style="list-style-type: none"> • Older Workers Employment Program – Funding is provided for part-time, work-based training opportunities at local community service agencies for older unemployed individuals who have poor employment prospects and for departmental staff to support this program. Full year funding is provided for four positions consisting of two Administrative Clerks, one Social Worker I, and one Management Analyst to support this program. The proposed increase reflects anticipated salary expenditures. 	703,073	728,959
Animal Services		
<ul style="list-style-type: none"> • Homeless Services Support/Pet Resource Centers – Funding is provided for one Senior Animal Control Officer to provide departmental liaison services to the homeless community. The proposed increase reflects anticipated salary expenditures. 	77,454	80,491
City Administrative Officer		
<ul style="list-style-type: none"> • Assistant City Administrative Officer for Homelessness Initiatives – Funding is provided for one Assistant City Administrative Officer to provide homelessness oversight. As the position was unfunded in 2022-23, the proposed increase reflects anticipated salary expenditures. 	-	281,985
<ul style="list-style-type: none"> • Citywide Homeless Initiative – Funding is provided for three positions consisting of one Chief Administrative Analyst, one Senior Administrative Analyst I, and one Administrative Analyst to address and manage homelessness issues as directed in the Comprehensive Homeless Strategy (C.F. 15-1138-S1). The proposed increase reflects anticipated salary expenditures. 	420,683	489,259
<ul style="list-style-type: none"> • Comprehensive Cleaning and Rapid Engagement (CARE and CARE+) Outreach Team – Funding is provided to establish contracts with qualified providers to conduct direct homeless outreach and engagement in conjunction with CARE and CARE + teams. 	-	9,283,507
<ul style="list-style-type: none"> • Proposition HHH Facilities Bond Program – Funding and resolution authority is provided for one Senior Administrative Analyst II for the Proposition HHH Program. In 2022-23 this position was authorized as an Administrative Analyst, and in 2023-24 the work will be performed by a Senior Administrative Analyst II. The proposed increase reflects anticipated salary expenditures. 	100,806	182,072
<ul style="list-style-type: none"> • Street Medicine Program – Budget, Finance and Innovation Report Item No. 20a The Council modified the Mayor's Proposed Budget by adding nine-months funding and resolution authority for two Senior Administrative Analyst Is to support the Street Medicine Program. 		220,026
City Attorney		
<ul style="list-style-type: none"> • Proposition HHH Legal Support – Funding is provided for three positions consisting of two Deputy City Attorney IIs and one Paralegal I to provide legal support for the Homelessness Reduction and Prevention, Housing, and Facilities Bond Issue Program (Proposition HHH). The costs of these positions are partially reimbursed by the Proposition HHH program. The proposed increase reflects anticipated salary expenditures. 	365,428	377,244

	2022-23 Adopted Budget	2023-24 Adopted Budget
<ul style="list-style-type: none"> • Tenant Anti-Harassment Implementation Support – Funding is provided for one Deputy City Attorney II to provide administrative support to the Housing Department on matters resulting from the rent stabilization ordinance. Funding is provided by the Rent Stabilization Trust Fund. The proposed increase reflects full-year funding for the position. 	70,932	145,064
City Planning		
<ul style="list-style-type: none"> • Housing Unit – The unit provides case management services for entitlement cases with housing development activities. Funding is provided for nine positions to provide expertise in housing development and coordinate with other City agencies to help resolve issues related to affordable housing and permanent supportive housing development throughout the project entitlement and permitting process. The total amount is comprised of General Fund (\$517,495) and special funds (\$421,077). The proposed increase reflects anticipated salary expenditures. 	897,096	938,572
<ul style="list-style-type: none"> • Priority Housing – Funding is provided for four City Planners and one Senior Administrative Clerk to expedite affordable housing projects Citywide at the Central, West-South, and Valley Project Planning Divisions. One City Planner and one Senior Administrative Clerk were approved during 2022-23 (C.F. 21-0658). Funding is provided by the Case Processing Fund. The proposed increase reflects the additional two positions and anticipated salary expenditures and an increase in the level of services provided. 	335,329	518,282
<ul style="list-style-type: none"> • Streamlining Affordable Housing Permit Process – Funding is provided for one Senior City Planner, two City Planners, and four City Planning Associates to streamline the affordable housing permit approval process and support the Development Services Center Affordable Housing Services Unit. As the positions were unfunded in 2022-23, the proposed increase reflects anticipated salary expenditures. 	-	760,210
Civil + Human Rights and Equity		
<ul style="list-style-type: none"> • Midnight Stroll Transgender Café – Funding was provided to support a safe haven for unsheltered transgender individuals in Hollywood between the hours of 9:00 pm and 7:00 am. In 2022-23, funding was allocated under General City Purposes. There is no change in the level of funding or services. 	-	100,000
Community Investment for Families		
<ul style="list-style-type: none"> • Expansion of Domestic Violence Shelter Operations – Funding is provided for one Management Analyst to provide additional support for the Domestic Violence and Human Trafficking Shelter Operations programs. In 2022-23, funding reflected salary expenditures for one Administrative Clerk, which has been added under Shelter Operations. 	42,354	89,694
<ul style="list-style-type: none"> • FamilySource Center Expansion – Funding is provided for contractual services for emergency housing assistance and supportive services at the 16 FamilySource Centers. 	-	3,500,000
Budget, Finance and Innovation Report Item No. 32 The Council modified the Mayor's Proposed Budget by adding funding in the amount of \$300,000 for emergency housing assistance and supportive services at 20 FamilySource Centers.		
<ul style="list-style-type: none"> • Housing Navigation for Youth – 	-	100,000
Budget, Finance and Innovation Report Item No. 31 The Council modified the Mayor's Proposed Budget by adding funding in the amount of \$100,000 for case management and housing navigation services for unaccompanied minors and transitional age youth.		

	2022-23 Adopted Budget	2023-24 Adopted Budget
<ul style="list-style-type: none"> Kid's First Program – Budget, Finance and Innovation Report Item No. 33 The Council modified the Mayor's Proposed Budget by adding funding in the amount of \$700,000 for the Kids First Program to help improve educational outcomes of housing insecure students and their families by providing assistance with basic needs, mental health support, financial wellness, and educational support. 	-	700,000
<ul style="list-style-type: none"> Shelter Operations – Funding is provided for contractual services for the Domestic Violence and Human Trafficking Shelter Operations Programs. The proposed amount includes four positions consisting of one Senior Project Coordinator, one Management Analyst, one Management Assistant, and one Administrative Clerk and contractual services for the Domestic Violence and Human Trafficking Shelter Operations programs. Partial funding is provided by the Community Services Block Grant Trust Fund (\$18,445) and the Community Development Trust Fund (\$129,329). The increase reflects anticipated salary expenditures. There will be no change in the level of services provided. 	3,881,436	4,178,166
<ul style="list-style-type: none"> Solid Ground Program – Funding is provided for the Solid Ground Homelessness Prevention Program to provide homelessness prevention services at 16 FamilySource Centers. Funding is provided for three positions consisting of two Management Analysts and one Accountant, and contractual services. Partial funding is provided by the HOME-ARP (\$20,843). In the 2022-23, funding was provided to extend the contract for an additional four months. The proposed increase reflects full funding for one year and anticipated salary expenditures. There will be no change in the level of services provided. 	1,603,296	4,126,384
<ul style="list-style-type: none"> Solid Ground Program Expansion – Funding is provided for contractual services to provide food boxes for the Solid Ground Program. <p>Budget, Finance and Innovation Report Item No. 32 The Council modified the Mayor's Proposed Budget by adding funding in the amount of \$350,631 to provide additional food boxes at 20 FamilySource Centers.</p>	-	580,631
Disability		
<ul style="list-style-type: none"> Disability and Homeless Services Analyst – Funding is provided for a resolution authority for one Management Analyst to support disability and homelessness initiatives. In 2022-23, six months of funding was approved. The proposed funding represents 12 months for anticipated salary expenditures. 	48,555	105,652
<ul style="list-style-type: none"> Homeless and HIV Program – Funding is provided for Contractual Services relative to the expansion the Homelessness and HIV Program, which hires community partners to engage the unhoused population directly with outreach, harm reduction, syringe exchange, overdose prevention, and referrals to in-house services. The proposed increase represents the expansion of services for this program. This program was previously entitled HIV and Homelessness Pilot Program. 	200,000	400,000
<ul style="list-style-type: none"> Homelessness Outreach and Engagement – Budget, Finance and Innovation Report Item No. 36 The Council modified the Mayor's Proposed Budget by adding nine-months funding and resolution authority for two positions consisting of one Social Worker I and one Social Worker II to provide homeless outreach to individuals with disabilities. 	-	134,942

	2022-23 Adopted Budget	2023-24 Adopted Budget
<ul style="list-style-type: none"> • Homeless Services Coordinator – Funding is continued for one Community Program Assistant II to connect people with disabilities who are experiencing homelessness or at-risk of homelessness with information and linkages to a wide range of City and community services. These services include the City's temporary housing sites, auxiliary services, Durable Medical Equipment, and other disability related amenities that serve their needs. Related costs consist of employee benefits. The proposed increase represents full-year funding for the position. 	64,970	90,971
<ul style="list-style-type: none"> • Syringe Exchange – Funding is continued to provide syringe exchange to homeless individuals with HIV/AIDS. 	30,000	30,000
<ul style="list-style-type: none"> • Unified Homeless Response Center Staff Enhancement – Funding is provided for one Community Program Assistant III to act as a liaison between the Department, the Mayor's Unified Homeless Response Center, and the City's Comprehensive Homeless Strategy stakeholders. The proposed increase in funding is relative to anticipated salary expenditures. 	85,309	91,890
<i>Economic and Workforce Development Department (EWDD)</i>		
<ul style="list-style-type: none"> • LA RISE – Funding is continued for the Los Angeles Regional Initiative for Social Enterprise (LA RISE) that provides job development activities for homeless individuals and for participants at A Bridge Home sites. These activities include subsidized employment for individuals with a history of homelessness, supportive case management designed to help prepare participants for continued employment, and training in both hard and soft skills. The program services are implemented through EWDD's existing network of 16 WorkSource Centers throughout the City. 	3,000,000	3,000,000
<i>Emergency Management</i>		
<ul style="list-style-type: none"> • Homelessness Preparedness and Response – Funding is provided for three Emergency Management Coordinator Is to focus on emergency preparedness and response needs of residents experiencing homelessness. 	-	260,993
<i>Fire</i>		
<ul style="list-style-type: none"> • Advanced Provider Response Unit (APRU) – Funding is provided for two positions consisting of one EMS Advanced Provider and one Firefighter III/Paramedic to provide emergency medical assistance, respond to non-urgent, low acuity-level call requests, and provide intervention services to 9-1-1 "super user" patients in Skid Row and surrounding areas. Funding is also included in the Sworn Bonus Account. The proposed increase reflects anticipated salary expenditures. 	278,240	286,095
<ul style="list-style-type: none"> • Fast Response Vehicle – Funding is provided for six Firefighter IIIs to staff a Fast Response Vehicle (FRV), operating as a mobile triage unit at Fire Station 9 in the Skid Row area. Funding is also included in the Sworn Bonuses and Overtime, Constant Staffing accounts. The proposed increase reflects anticipated salary expenditures. 	1,033,506	1,122,684
<ul style="list-style-type: none"> • SOBER Unit – Funding is provided for one Firefighter III/Paramedic to continue support of the SOBER Unit deployment. Funding is also included in the Sworn Bonuses Account. The proposed increase reflects anticipated salary expenditures. 	127,963	134,026

	2022-23 Adopted Budget	2023-24 Adopted Budget
General Services Department		
<ul style="list-style-type: none"> • Custodial Services for the Los Angeles City Mall – Funding is provided for monthly pest control (\$200,000) and pressure washing (\$100,000) services at the LA City Mall and surrounding municipal buildings. 	300,000	300,000
<ul style="list-style-type: none"> • Hepatitis A Prevention and Custodial Service – Funding is provided in the base budget for three Custodians to address Hepatitis A concerns at the Central Library. Funding in the base budget includes costs for contracted employees and vendor supplies at various branch libraries. Funding will be reimbursed by the Library Department. 	150,708	150,708
<ul style="list-style-type: none"> • Homeless Intervention Unit – Funding is provided for four positions consisting of one Real Estate Officer, one Senior Real Estate Officer, one Building Maintenance District Supervisor, and one Property Manager I, subject to paygrade determination by the Office of the City Administrative Officer, Employee Relations Division, to support a homeless intervention unit. 	517,988	517,988
Housing Department		
<ul style="list-style-type: none"> • Construction Services – Funding is provided for two positions consisting of two Rehabilitation Construction Specialist Is to support the Construction Services Unit. Partial funding is provided by the SB 2 Permanent Local Housing Allocation Fund (\$40,365). These positions will be partially reimbursed by Proposition HHH Bond proceeds. The proposed decrease is due to three positions consisting of two Rehabilitation Construction Specialist Is and one Management Analyst that are no longer included in this item but are being funded in separate items not included in the Homeless Budget schedule. 	229,346	230,656
<p>Budget, Finance and Innovation Report Item No. 147 The Council modified the Mayor's Proposed Budget by amending the narrative to reflect the funding amount and position authorities provided in Housing's Construction Services Unit. Funding is provided for two Rehabilitation Construction Specialist Is to support the Construction Services Unit. Partial funding is provided provided by the SB 2 Permanent Local Housing Allocation Fund (\$40,365). These costs will be partially reimbursed by Proposition HHH Bond Proceeds.</p>		
<ul style="list-style-type: none"> • Construction Services for Proposition HHH – Funding is provided for one Rehabilitation Construction Specialist I to review and approve documents and report for Proposition HHH Program projects in construction. This position will be reimbursed by Proposition HHH Bond proceeds. The proposed increase reflects anticipated salary expenditures. 	114,654	115,328
<ul style="list-style-type: none"> • Homelessness Services – Funding is provided for two positions consisting of Senior Management Analyst I to implement homeless prevention and permanent housing production programs and one Management Analyst to coordinate homelessness related contracts. The proposed decrease reflects anticipated salary expenditures. 	208,412	202,348
<ul style="list-style-type: none"> • Oversight and Reporting of LAHSA's Homeless Services – Funding is provided for four positions consisting of one Project Coordinator, one Senior Project Coordinator, and two Management Analysts to provide oversight of the Los Angeles Homeless Services Authority's homeless services programs. Partial funding is provided by the Community Development Trust Fund (\$106,386) and the Federal Emergency Solutions Grant Fund (\$78,896). The proposed increase reflects anticipated salary expenditures. 	355,969	388,121
<ul style="list-style-type: none"> • Prevailing Wage Monitoring for Proposition HHH – Funding is provided for one Management Analyst to assist in monitoring prevailing wages during the construction of Proposition HHH Program projects. The proposed increase reflects anticipated salary expenditures. 	85,344	88,803

	2022-23 Adopted Budget	2023-24 Adopted Budget
<ul style="list-style-type: none"> • Proposition HHH Contracts – Funding is provided in the Contractual Services Account for estimating (\$286,000) and prevailing wage compliance (\$217,500) services to provide additional support to the Proposition HHH Program. The proposed increase is due to projected need for contractual services in 2023-24. 	503,500	503,500
<ul style="list-style-type: none"> • Proposition HHH Occupancy Monitoring – Funding is provided for one Management Analyst to monitor tenant occupancy requirements in Proposition HHH Program units and contractual services funds for occupancy monitoring services for affordable housing units funded by Proposition HHH. The proposed increase reflects anticipated salary expenditures. 	158,929	197,394
<ul style="list-style-type: none"> • Proposition HHH Program Staff – Funding is provided for 11 positions consisting of five Finance Development Officer Is, one Finance Development Officer II, one Community Housing Program Manager, two Management Analysts, and two Management Assistants to provide underwriting support for the Proposition HHH Program. These positions will be reimbursed by Proposition HHH Bond proceeds. The proposed increase reflects anticipated salary expenditures. 	1,082,866	1,130,206
<ul style="list-style-type: none"> • Proposition HHH Supplemental – Funding is provided to address the temporary increase in workload anticipated from the Proposition HHH Program. Of the \$1.7 million, \$1.01 million will be reimbursed by Proposition HHH Bond proceeds. There will be no net change to the overall funding provided to the Department. 	1,786,000	1,699,000
<ul style="list-style-type: none"> • Street Medicine – One-time funding is provided in the Contractual Services Account to fund medical services for individuals experiencing homelessness who are unable to visit traditional, brick-and-mortar medical establishments. The funding will leverage \$2 million of Homeless Housing, Assistance and Prevention (HHAP) funding. 	-	1,000,000
<ul style="list-style-type: none"> • Supportive Housing Services – Funding is provided for one Assistant Chief Grants Administrator to oversee Supportive Housing Services, which consist of the Los Angeles Homeless Services Authority and Housing Opportunities for Persons with Aids programs. Funding is provided by the Community Development Trust Fund. The proposed decrease reflects anticipated salary expenditures. 	153,542	112,307
<ul style="list-style-type: none"> • Tenant Anti-Harassment Implementation –Funding is provided for four positions consisting of one Communications Information Representative II, two Housing Investigator Is, and one Senior Housing Investigator I to support the implementation of the Tenant Anti-Harassment Ordinance. Funding is provided by the Rent Stabilization Trust Fund. The proposed decrease is due to one-time contractual services funding (\$1 million) that was not requested for 2023-24. 	1,173,305	366,274
Police Department		
<ul style="list-style-type: none"> • Homeless Coordinator Resources – Funding is provided for two positions consisting of one Police Sergeant II and one Secretary for the Office of Operations' Homeless Coordinator. Additional funds are proposed to reflect anticipated salary expenditures, including the salary differential between a Police Officer II and Police Officer III for four additional officers to be assigned to this office for the purpose of coordinating within each of the four Police Bureaus. This Office coordinates the Department's response to crime and quality of life issues for residents, business owners, and visitors to the City and ensures the Department's alignment with the Mayor and Council's homelessness policies and priorities. 	231,035	255,326

	2022-23 Adopted Budget	2023-24 Adopted Budget
<ul style="list-style-type: none"> Overtime for Interim Homeless Housing Sites – Funding is provided for sworn overtime to patrol the vicinity of interim homeless housing sites. The proposed increase reflects a \$360,000 cost of living increase in the sworn overtime account to ensure that the same number of overtime hours are available in 2023-24 as were available in 2022-23. In 2022-23, funding included \$4 million provided in the Police Department's budget as of July 1, 2022 and \$4 million transferred from the Unappropriated Balance to the Department interim. 	4,000,000	2,090,000
<p>Budget, Finance and Innovation Report Item No. 87 The Council modified the Mayor's Proposed Budget by reducing funding in the amount of \$6,270,000 and adding funding in the same amount to a new account in the Unappropriated Balance, pending development of an allocation formula.</p>		
<ul style="list-style-type: none"> Resource Enhancement Services and Enforcement Team – Funding is provided for two positions consisting of one Police Lieutenant I and one Police Officer III for the Central Bureau Citywide Homelessness Coordinator's Office, which coordinates the Department's response to crime and quality of life issues for residents, business owners, and visitors to the City and ensures the Department's alignment with the Mayor and Council's homelessness policies and priorities. The proposed increase reflects anticipated salary expenditures. 	296,819	316,967
<ul style="list-style-type: none"> Unified Homeless Response Center – Funding is provided for four positions consisting of three Police Officer IIs and one Police Officer III to staff the Unified Homeless Response Center. These officers ensured coordination of City services relative to homelessness, including the City's Clean Street Los Angeles, Operation Healthy Streets, and the Skid Row Americans with Disabilities "Right of Way" Compliance teams. The proposed increase reflects anticipated salary expenditures. 	460,578	472,900
<p>Public Works, Board</p>		
<ul style="list-style-type: none"> Accounting Support – Funding is provided for two positions consisting of one Senior Accountant I and one Accounting Clerk to provide accounting and financial support to Proposition HHH, A Bridge Home Initiative, other homelessness-related projects, hazardous waste invoicing. The proposed decrease in funding is due to salary reductions relative to changes of wages. The level of services will remain the same. 	149,156	139,045
<p>Public Works, Bureau of Contract Administration</p>		
<ul style="list-style-type: none"> Interim Housing Inspection – Funding is provided for the resolution authority for two Construction Inspectors to provide inspection services for interim housing projects. Add one-time funding in the Overtime General (\$14,000), Printing and Binding (\$708), Contractual Services (\$1,000), Transportation (\$10,000), Office and Administrative (\$3,024), and Operating Supplies (\$926) accounts. The proposed increase in funding is due to a full year funding for the two positions. The level of services will remain the same. 	110,353	255,454
<p>Public Works, Bureau of Sanitation</p>		
<ul style="list-style-type: none"> Clean Streets Safety and Training Program – Funding is included in the base budget for one Refuse Crew Field Instructor to conduct training on the proper and safe operation of refuse collection vehicles and equipment. In addition, this position will proactively identify and correct work hazards and train employees on proper work techniques and field practices to prevent injuries. The proposed decrease reflects anticipated salary expenditures. 	91,816	90,299
<ul style="list-style-type: none"> Clean Streets Vehicle Rentals – Funding was provided for the Clean Streets Program to address illegal dumping, alleyway cleanups, and homeless encampments. This item is continued under CARE/CARE+ Program Support. 	1,518,000	-

	2022-23 Adopted Budget	2023-24 Adopted Budget
<ul style="list-style-type: none"> Coastal Comprehensive Cleaning and Rapid Engagement Plus Program (CARE+) Team – Budget, Finance and Innovation Report Item No. 68a & b The Council modified the Mayor’s Proposed Budget by adding nine-months funding and resolution authority for nine positions consisting of two Environmental Compliance Inspectors, three Refuse Collection Truck Operator IIs, and four Maintenance Laborers for one CARE+ Team to service the coastal area, including Venice, Pacific Palisades, Playa del Rey, and Playa Vista. Add one-time funding in the Contractual Services (\$54,758), Field Equipment Expense (\$6,645), Uniforms (\$173), Office and Administrative (\$855), and Operating Supplies (\$13,200) accounts. 	-	\$772,828
<ul style="list-style-type: none"> Comprehensive Cleaning and Rapid Engagement Plus Program (CARE+) Expansion Second Shift Team – Funding is provided for 11 positions consisting of one Refuse Collection Supervisor, one Senior Environmental Compliance Inspector, two Environmental Compliance Inspectors, three Refuse Collection Operator IIs, and four Maintenance Laborers to form an additional CARE+ team on a second shift. The proposed increase reflects full-year funding and anticipated salary expenditures. 	432,473	882,194
<ul style="list-style-type: none"> Comprehensive Cleaning and Rapid Engagement Program (CARE) Comprehensive Cleaning and Rapid Engagement Plus Program (CARE+) – Funding is provided for 303 positions to staff 22 CARE+ and five CARE teams, including 56 base budget positions. These positions consist of two Chief Environmental Compliance Inspector IIs, three Chief Environmental Compliance Inspector Is, one Sanitation Solid Resources Manager II, two Sanitation Solid Resources Manager I, one Sanitation Wastewater Manager I, four Solid Resources Superintendents, 14 Refuse Collection Supervisors, one Senior Management Analyst II, one Senior Management Analyst I, one Management Analyst, two Administrative Clerks, 14 Senior Environmental Compliance Inspectors, 76 Environmental Compliance Inspectors, 80 Refuse Collection Truck Operator IIs, 99 Maintenance Laborers, one Waste Water Collection Supervisor, and one Public Relations Specialist II. These positions for the CARE teams are responsible for keeping the City’s sidewalks and other public areas safe, clean, sanitary, and accessible for public use by all individuals in accordance with the provisions of Los Angeles Municipal Code Section 56.11. The CARE teams are deployed to the A Bridge Home sites and the Illegal Dumping teams provide service Citywide. The CARE teams were previously known as Homeless Outreach Proactive Engagement Teams (HOPE). These positions for the CARE+ teams are responsible for removing abandoned waste from the public right of way and cleaning homeless encampments. These teams are deployed to the highest need areas of the City. The CARE+ teams were previously known as Clean Street Los Angeles Teams. The proposed increase reflects anticipated salary expenditures. 	44,575,086	44,785,820
<ul style="list-style-type: none"> Comprehensive Cleaning and Rapid Engagement Program (CARE) Comprehensive Cleaning and Rapid Engagement Plus Program (CARE+) Administrative Program Support – Funding is provided for two positions consisting of one Management Analyst and one Administrative Clerk. Funding and resolution authority is continued for 19 positions consisting of one Senior Management Analyst II, one Senior Management Analyst I, seven Management Analysts, one Senior Communications Operator I, three Senior Administrative Clerks, five Administrative Clerks, and one Accounting Clerk to provide administrative and program support for the CARE/CARE+ teams. One-time funding is continued for office and administrative expenses (\$1,735). The proposed increase reflects anticipated salary expenditures. 	1,311,955	1,776,189

	2022-23 Adopted Budget	2023-24 Adopted Budget
<ul style="list-style-type: none"> Comprehensive Cleaning and Rapid Engagement Program (CARE) Comprehensive Cleaning and Rapid Engagement Plus Program (CARE+) Program Support – Funding is provided for three positions (\$340,902) consisting of one Senior Management Analyst I, one Service Coordinator, and one Management Analyst to support the CARE/CARE+ teams. One-time funding is increased for hazardous waste removal services (\$7,949,000), vehicle rentals (\$2,106,000), and disposal fees (\$685,000) as part of the City's comprehensive cleaning program through the CARE/CARE+ Teams. The proposed increase reflects anticipated salary expenditures. 	330,376	11,080,902
<ul style="list-style-type: none"> Comprehensive Cleaning and Rapid Engagement Program (CARE) Hazardous Waste Removal Services – Funding is provided for hazardous waste removal services as part of the City's comprehensive cleaning program through the CARE teams. This item is continued under CARE/CARE+ Program Support. 	3,401,000	-
<ul style="list-style-type: none"> Comprehensive Cleaning and Rapid Engagement Program (CARE) Information Services Oversight – Nine-months funding and resolution authority is provided for one Geographic Information Systems Supervisor I to oversee the CARE Program's digital data collection, service tracking, and reporting and other Livability Services data programs. 	-	89,609
<ul style="list-style-type: none"> Hollywood Comprehensive Cleaning and Rapid Engagement Plus (CARE+) – Funding and resolution authority is continued for 11 positions consisting of one Refuse Collection Supervisor, one Senior Environmental Compliance Inspector, two Environmental Compliance Inspectors, three Refuse Truck Collection Operator IIs, and four Maintenance Laborers for one CARE+ Team to service three Council Districts in the Hollywood area. One-time funding is continued in the Contractual Services (\$189,500), Field Equipment Expense (\$27,000), Uniforms (\$1,300), Office and Administrative (\$600), and Operating Supplies (\$20,100) accounts. The proposed increase reflects full-year funding and anticipated salary expenditures. In 2022-23, this program was entitled Additional Comprehensive Cleaning and Rapid Engagement Plus (CARE+) Team. 	615,526	1,120,694
<ul style="list-style-type: none"> Livability Services Safety Training – Funding and resolution authority is continued for six positions consisting of one Safety Engineer, three Refuse Crew Field Instructors, and two Safety Engineering Associate Is, subject to pay grade determination by the Office of the City Administrative Officer, Employee Relations Division, to establish safety procedures and practices for CARE/CARE+ teams. The proposed increase reflects full-year funding and anticipated salary expenditures. This program was previously entitled CARE/CARE+ Safety Procedures. The services will remain the same. 	265,849	546,537
<ul style="list-style-type: none"> Mobile Hygiene Centers Program – Funding and resolution authority is continued for 13 Maintenance Laborers. This team provides hygiene facilities for homeless individuals. The proposed increase reflects anticipated salary expenditures. 	5,899,907	5,907,345
<ul style="list-style-type: none"> Operation Healthy Streets (OHS) – Funding is provided in the base budget for 11 positions consisting of four Environmental Compliance Inspectors, three Wastewater Collection Worker IIs, one Senior Environmental Compliance Inspector, one Refuse Collection Truck Operator II, and two Maintenance Laborers. This team provides comprehensive cleanups and hazardous waste removal in the downtown Los Angeles and Venice Skid Row areas. Funding is provided in overtime (\$112,892) and expense (\$350,225) accounts to support the program. The proposed decrease reflects a recalculation of the program's funding. 	2,605,502	1,410,693

	2022-23 Adopted Budget	2023-24 Adopted Budget
<ul style="list-style-type: none"> ● Regional Storage Facilities – Funding and resolution authority is continued for 28 positions consisting of one Chief Environmental Compliance Inspector I, two Senior Environmental Compliance Inspectors, 11 Environmental Compliance Inspectors, 11 Maintenance Laborers, and three Administrative Clerks for the establishment of regional storage facilities at three Hubs (Lopez Canyon, CLARTS and Jefferson Yard) which would be served by multiple satellite facilities. The proposed decrease reflects the discontinuance of one Senior Environmental Compliance Inspector and anticipated salary expenditures. 	3,657,314	3,631,065
Recreation and Parks		
<ul style="list-style-type: none"> ● 24-Hour Public Restroom Access (Venice) – Funding is provided to allow year-round 24-hour access to one public restroom (ten stalls) at Venice Beach. The proposed increase reflects anticipated salary expenditures. 	242,283	245,537
<ul style="list-style-type: none"> ● Bulky Item Illegal Dumping Crew – Funding is provided for seven positions consisting of three Gardener Caretakers, one Equipment Operator, one Park Ranger, one Electrician, and one Plumber to staff a dedicated Bulky Item Illegal Dumping Crew. The proposed increase reflects anticipated salary expenditures. 	564,866	783,552
<ul style="list-style-type: none"> ● Gladys Park Maintenance Program – Funding is provided for ground maintenance and security services at Gladys Park located in Skid Row. The proposed increase reflects anticipated salary expenditures. 	163,475	169,678
<ul style="list-style-type: none"> ● Homeless Encampment Cleanup – Funding is provided for 32 positions, consisting of 11 Gardener Caretakers, six Security Officers, five Senior Gardeners, four Equipment Operators, one Electrician, one Plumber, and four Park Maintenance Supervisors to comprise four additional Bulky Item Illegal Dumping (BIID) Crew to assist with homeless encampment cleanups. The proposed increase reflects anticipated salary expenditures. 	2,270,110	2,306,478
<ul style="list-style-type: none"> ● Park Restroom Enhancement Program – Funding is provided to continue the increased frequency of restroom cleaning by one additional cleaning per day at 50 heavily-used park locations and also expand bathroom operating hours at various park locations to meet the needs of park patrons. The proposed increase reflects anticipated salary expenditures. 	2,651,047	4,138,593
<ul style="list-style-type: none"> ● San Julian Park Maintenance Program – Funding is for ground maintenance and security services at San Julian Park in Skid Row. 	-	221,871
Transportation		
<ul style="list-style-type: none"> ● Community Assistance Parking Program – Funding is provided for two positions consisting of one Management Assistant and one Senior Administrative Clerk. These positions will support the Community Assistance Parking Program (CAPP), which allows individuals experiencing homelessness with open and unpaid parking citations to pay them by providing community service. The CAPP was approved as a pilot program by Council in 2017-18 (C.F. 15-1450-S1). The proposed increase reflects anticipated salary expenditures. 	130,136	130,739
<ul style="list-style-type: none"> ● Inside Safe Response Charter Bus Services – Funding is provided for a one-time basis in the Contractual Services account for charter transportation relocation services as part of the Inside Safe homelessness initiative. 	-	600,000
City Departments Subtotal	96,161,655	124,260,747

	2022-23 Adopted Budget	2023-24 Adopted Budget
Non-Departmental Appropriations		
General City Purposes		
<ul style="list-style-type: none"> • Additional Homeless Services – Funding for homeless services is provided on a one-time basis to fund gaps in the City's effort to address the homeless crisis. 	55,046,502	17,000,000
<p>Budget, Finance and Innovation Report Item No. 16 The Council modified the Mayor's Proposed Budget by reducing funding in the amount of \$3,000,000 and adding funding in the same amount to a new account in the Unappropriated Balance to establish the Citywide Recreational Vehicle (RV) Program and to provide services and assistance to individuals experiencing RV homelessness.</p>		
<ul style="list-style-type: none"> • CIRCLE: 24/7 Homelessness Crisis Response Pilot – Funding is continued for a 24/7, community-based response to nonviolent emergencies involving people experiencing homelessness. 	8,000,000	8,000,000
<ul style="list-style-type: none"> • Clinica Romero – Funding is continued for quality affordable health care services that target underserved communities within the Greater Los Angeles area. 	100,000	100,000
<ul style="list-style-type: none"> • Homelessness Emergency (Inside Safe) – This allocation is provided to implement the Inside Safe Initiative, a Citywide housing led strategy to move people experiencing homelessness into interim and permanent supportive housing. Funding will support expanded and enhanced outreach, engagement, and critical services. 	-	65,700,000
<p>Budget, Finance and Innovation Report Item No. 17a The Council modified the Mayor's Proposed Budget by reducing funding in the amount of \$184,300,000 and adding funding in the same amount to a new account in the General City Purposes to establish the Inside Safe Reserve Account.</p>		
<ul style="list-style-type: none"> • Homeless Housing Interventions – Funding is provided for housing intervention services in Council District 5. 	-	1,500,000
<ul style="list-style-type: none"> • Homeless Outreach Teams – Funding is provided for homeless outreach team in Council District 10. 	400,314	400,314
<ul style="list-style-type: none"> • Homelessness & Housing Solutions Support – Funding is provided to support the Mayor's strategic housing and homelessness initiatives including the City's response to the emergency declaration on homelessness, executive directives to lead a citywide increase in affordable housing production, and the Inside Safe Initiative. Major areas of focus for the homelessness program include encampment resolution, re-envisioning the Coordinated Entry System, expanding and improving case management and housing navigation, and building a comprehensive interim-to-permanent housing system. The housing program focuses on expansion and acceleration of the City's affordable housing pipeline, preservation of existing affordable housing stock, tenant protections and code enforcement, and new financing solutions. This funding will also allow for the direct hiring of 13 outreach teams to be trained and deployed in support of the Inside Safe Initiative. In 2022-23, funding was allocated under the General City Purposes Homelessness Policy and Implementation Support item. 	-	-
<p>Budget, Finance and Innovation Report Item No. 17c The Council modified the Mayor's Proposed Budget by deleting funding in the amount of \$7,200,000. Funding for this item will be provided by the Homelessness Emergency Account.</p>		

	2022-23 Adopted Budget	2023-24 Adopted Budget
<ul style="list-style-type: none"> Homelessness Policy and Implementation Support – Funding was provided for the Mayor’s Office to support initiatives to address homelessness within the City of Los Angeles which was provided for the creation of the Office of Citywide Homelessness Initiatives that oversaw the development and execution of street level coordination around homeless encampments, bridge housing projects, Skid Row interventions, and affordable and permanent supportive housing production. Funding is continued under the General City Purposes Homelessness & Housing Solutions Support item. 	860,000	-
<ul style="list-style-type: none"> Inside Safe Reserve – Budget, Finance and Innovation Report Item No. 17a The Council modified the Mayor’s Proposed Budget by adding \$184,300,000 to a new account entitled Inside Safe Reserve. Funding is provided for Inside Safe initiatives pending regular reporting to the Budget, Finance and Innovation Committee. When the Homelessness Emergency Account reflects an uncommitted balance below \$25 million, the Controller shall transfer \$25 million from the Inside Safe Reserve Account to the Homelessness Emergency Account until the Inside Safe Reserve Account is fully allocated. 	-	184,300,000
<ul style="list-style-type: none"> Midnight Stroll Transgender Café – Funding is continued to support a safe haven for unsheltered transgender individuals in Hollywood between the hours of 9:00 pm and 7:00 am. Funding is continued in the Civil + Human Rights and Equity Department. 	100,000	
<ul style="list-style-type: none"> Mobile Laundry Truck – Funding is provided to offer individuals and families experiencing homelessness a place to wash clothes. Funding includes the Mobile Laundry Truck. 	67,600	67,600
<ul style="list-style-type: none"> Mobile Shower – Funding is continued to offer individuals experiencing homelessness shower services in Council District 1. 	20,000	20,000
<ul style="list-style-type: none"> Multidisciplinary Teams (MDTs) – Funding is continued on a one-time basis for MDTs to facilitate the sharing of information between professionals who work on building trust and relationships with people experiencing homelessness. Funding in Council District 4. 	900,000	450,000
<ul style="list-style-type: none"> North Valley Caring Services Outreach Team – Funding is provided to support North Valley Caring Services in Council District 6. 	-	500,000
<ul style="list-style-type: none"> Opioid Settlement Funds – Funding is provided to provide opioid abuse treatment to individuals part of the Inside Safe Initiative. Funds are provided by the Opioid Settlement Trust Fund. 	-	-
<p>Budget, Finance and Innovation Report Item No. 18 The Council modified the Mayor’s Proposed Budget by deleting funding in the amount of \$11,668,975 and adding funding in the same amount to a new account in the Unappropriated Balance, pending review of distribution and availability of beds.</p>		
<ul style="list-style-type: none"> Peer to Peer Homeless Youth Ambassadors (North Valley) – Funding is provided to connect low-income college students who are homeless or at risk of falling into homelessness to supportive services and specialized training and paid work experience in Council District 7. 	-	111,000
<ul style="list-style-type: none"> RV Pilot Expansion – Funding is provided to expand the RV Pilot Program to place individuals into housing and facilitate the voluntary removal of RVs in exchange for disposal incentives. 	-	500,000

	2022-23 Adopted Budget	2023-24 Adopted Budget
<ul style="list-style-type: none"> • Substance Use Disorder Treatment Beds – Funding is provided for substance use treatment for individuals in need of residential care for up to a year as part of the Inside Safe Initiative. 	-	-
<p>Budget, Finance and Innovation Report Item No. 19 The Council modified the Mayor’s Proposed Budget by deleting funding in the amount of \$11,810,000 and adding funding in the same amount to a new account in the Unappropriated Balance, pending review of distribution and availability of beds.</p>		
<ul style="list-style-type: none"> • Unified Homeless Response Center Data Project – Funding was provided for a new unified platform that will integrate data from multiple sources to report on data, including shelter bed availability and encampment numbers, to better inform the City on the progress of its efforts. Funding in 2023-24 is continued for ongoing licensing costs. 	637,000	17,000
<ul style="list-style-type: none"> • Volunteers of America Homeless Outreach – Funding is continued to assist Volunteers of America with homeless outreach in Council District 12. 	200,000	200,000
<p>Capital and Technology Improvement Expenditure Program (CTIEP)</p>		
<ul style="list-style-type: none"> • Police Excess Storage – Funding is provided for construction of an excess storage site in Council District 9 to be managed as an official police garage for towed cars and recreational vehicles and support service coordination to direct homeless individuals previously residing in impounded vehicles into housing options. 	-	2,393,388
<p>Measure United to House LA (ULA) Affordable Housing Programs</p>		
<ul style="list-style-type: none"> • Acquisition and Rehabilitation of Affordable Housing – Funding is provided for the acquisition, preservation, rehabilitation, lease, or operation of existing housing including but not limited to rent-controlled properties, residential hotels, Accessory Dwelling Units (ADU), and Junior ADUs, either without existing covenants requiring affordability or with existing covenants that will expire within 10 years of project onset, as defined by the Housing Department. Funding can be utilized for the acquisition of existing or newly constructed units and/or matching funds for Project Homekey. 	-	61,804,680
<p><i>Homelessness Prevention Programs</i></p>		
<ul style="list-style-type: none"> • Eviction Defense/Prevention – Funding is provided for a right-to-counsel program to provide housing-related legal services to low-income tenants threatened with eviction. 		25,000,000
<ul style="list-style-type: none"> • Income Support for Rent-Burdened At-Risk Seniors and Persons with Disabilities – Funding is provided for income assistance to rent-burdened, acutely, extremely, and very low-income households, including seniors (aged 65 years and above) and/or individuals with disabilities, at risk of becoming homeless. 		25,000,000
<ul style="list-style-type: none"> • Protections from Tenant Harassment – Funding is provided for non-profit organizations and City services to monitor and enforce protections against tenant harassment and other tenant rights. 	-	12,195,320
<ul style="list-style-type: none"> • Short-Term Emergency Assistance – Funding is provided for short-term emergency funding to tenant households at risk of becoming homeless. 		20,000,000
<ul style="list-style-type: none"> • Tenant Outreach and Education – Funding is provided for tenant outreach, education, and navigation services. 		6,000,000

	2022-23 Adopted Budget	2023-24 Adopted Budget
<i>Municipal Housing Finance Fund (MHFF)</i>		
<ul style="list-style-type: none"> ● Acquisition for Interim and Permanent Housing – Funding is provided for the acquisition of interim and permanent housing beds to support persons experiencing homelessness. 	-	10,000,000
<i>Municipal Improvement Corporation of Los Angeles (MICLA)</i>		
<ul style="list-style-type: none"> ● Bureau of Sanitation (BOS) Comprehensive Cleaning and Rapid Engagement (CARE) Vehicles Purchase – Funding is provided to purchase vehicles to support the CARE programs. 	18,811,000	3,626,000
<ul style="list-style-type: none"> ● Livability Service Division (LSD) Yard Improvements - Funding is provided to phase in four regional LSD facility improvements at Arlington LSD Regional Facility, Donald C. Tillman LSD Regional Facility, Harbor LSD Regional Facility, and Slauson LSD Regional Facility. 	1,813,523	3,110,151
<i>Proposition HHH</i>		
<ul style="list-style-type: none"> ● Acquisition for Interim and Permanent Housing – Funding is provided for the acquisition of interim and permanent housing beds to support persons experiencing homelessness. 	-	15,000,000
<ul style="list-style-type: none"> ● Homekey 2.0 Permanent Supportive Housing – Funding is provided for the acquisition of Project Homekey 2.0 properties. 	84,151,463	2,373,093
<ul style="list-style-type: none"> ● Proposition HHH Project Expenditures – Funding is provided for the Proposition HHH Permanent Supportive Housing Program projected expenditures in 2023-24. All project costs are directly tied to project construction. 	332,090,269	244,143,068
<i>Reserve Fund Loan</i>		
<ul style="list-style-type: none"> ● Homekey 2.0 Permanent Supportive Housing – A Reserve Fund loan was approved in 2021-22 (C.F. 21-0112) to fund Projected Homekey 2.0 sites. The Reserve Fund loan is transferred on an as-needed basis and is expected to be repaid upon receipt of FEMA reimbursement for HHAP (\$32.5M) and State COVID-19 Emergency Homeless Grant (\$17.1M)). The timing of the FEMA reimbursement is unknown. 	49,647,103	-
<i>State Grants</i>		
<ul style="list-style-type: none"> ● Encampment Resolution Grant (ERF) – ERF is a one-time stage grant that aims to connect people experiencing homelessness in encampments to interim shelter with clear pathways to permanent housing or place people directly into permanent housing. 	-	2,416,891
<ul style="list-style-type: none"> ● Homeless Housing, Assistance and Prevention Program (HHAP 1) – HHAP is a state grant to address immediate homeless needs. These funds will be used to support A Bridge Home sites (interim housing) construction and operations, prevention and diversion, rapid rehousing, outreach, hygiene facilities, and other services. Funding for these programs will be provided through interim appropriations pending Mayor and Council approval. The proposed increase reflects grant funds available for the projected expenditures in 2023-24. 	7,216,767	11,560,535
<ul style="list-style-type: none"> ● Homeless Housing, Assistance and Prevention Program (HHAP 2) – HHAP is a state grant to support regional coordination and expand or develop local capacity to address immediate homelessness challenges. These funds will be used to support COVID-19 Homelessness Roadmap operations, A Bridge Home operations, Project Homekey 3.0, outreach, public health services, hygiene facilities, programs for youth experiencing homelessness or at-risk of being homeless, and other services. The proposed decrease reflects the projected expenditures for continuing homelessness programs for 2023-24. Funding from 2022-23 is carried over to 2023-24. 	55,575,000	3,263,400

	2022-23 Adopted Budget	2023-24 Adopted Budget
<ul style="list-style-type: none"> • Homeless Housing, Assistance and Prevention Program (HHAP 3) – HHAP is a state grant to support regional coordination and expand or develop local capacity to address immediate homelessness challenges. HHAP 3 funds will be used to support various programs such as, COVID-19 Homelessness Roadmap operations, A Bridge Home operations, Project Homekey 3.0, outreach, public health services, hygiene facilities, programs for youth experiencing homelessness or at-risk of being homeless, Project Homekey 3.0, housing navigation, time-limited subsidies and other services. The proposed increase reflects the projected expenditures for continuing homelessness programs for 2023-24. Funding from 2022-23 is carried over to 2023-24. 	28,728,000	143,640,000
<ul style="list-style-type: none"> • Homeless Housing, Assistance and Prevention Program (HHAP 4) – The City applied for the fourth round of HHAP, which is a state grant to support regional coordination and expand or develop local capacity to address immediate homelessness challenges. HHAP 4 funds will be used to support various programs such as, COVID-19 Homelessness Roadmap operations, A Bridge Home operations, outreach, public health services, hygiene facilities, programs for youth experiencing homelessness or at-risk of being homeless, housing navigation, and other services. 	-	71,820,000
<ul style="list-style-type: none"> • State Homekey Program Grant, Round 2 – Funding was provided for the acquisition, rehabilitation, and operating costs for a total of 928 Project Homekey units. Funding was administered by the Los Angeles Housing Department. 	254,847,000	-
Federal Grants		
<ul style="list-style-type: none"> • ARP - Homekey 2.0 Permanent Supportive Housing – Funding is provided for the Homekey for property acquisitions, closing costs, due diligence, property management, rehabilitation of Project Homekey 2.0 sites. 	58,000,000	9,880,880
<ul style="list-style-type: none"> • ARP - Homekey 3.0 Permanent Supportive Housing – Funding is provided for the Homekey for property acquisitions, closing costs, due diligence, property management, rehabilitation of Project Homekey 3.0 sites. 	-	17,177,519
<ul style="list-style-type: none"> • Community Development Block Grant – Funding is provided for the Homekey for property acquisitions, closing costs, due diligence, property management, rehabilitation of Project Homekey 2.0 sites. 	11,763,938	8,381,606
<ul style="list-style-type: none"> • Community Development Block Grant - COVID-19 – Funding was provided for the acquisition, rehabilitation, management of Project Homekey 2.0 sites. 	10,488,548	-
<ul style="list-style-type: none"> • Community Development Block Grant Acquisition for Interim and Permanent Housing – Funding is provided for the acquisition of interim housing beds to support persons experiencing homelessness. 	-	33,000,000
<ul style="list-style-type: none"> • Emergency Solutions Grants - COVID-19 – Funding was provided to support rapid rehousing assistance, homelessness prevention, hygiene services, and shelter and housing interventions to respond to the impacts of the coronavirus pandemic. Funding was provided by the Coronavirus Aid, Relief, and Economic Security Act. 	2,048,743	-
Other Funding Sources		
<ul style="list-style-type: none"> • State/Federal Grants and Other Local Funds – Funding from the HOME Investment Partnerships Program Fund in the amount of \$22 million to gap finance the development of Non-Prop HHH units and an additional \$10 million is reserved for Project Homekey 3.0. Funding from State Senate Bill 2 in the amount of \$20 million is reserved for Project Homekey 3.0. 	45,000,000	52,000,000
Non-Departmental Subtotal	<u>1,026,512,770</u>	<u>1,062,652,445</u>

	2022-23 Adopted Budget	2023-24 Adopted Budget
Unappropriated Balance (UB)		
<ul style="list-style-type: none"> • A Bridge Home – Funding was provided for additional policing in areas with shelter interventions not covered by overtime allocated for A Bridge Home (ABH) sites. 	1,000,000	-
<ul style="list-style-type: none"> • Acquisition for Interim and Permanent Housing – Funding is provided for the acquisition of interim and permanent housing beds to support persons experiencing homelessness. 	-	15,000,000
<ul style="list-style-type: none"> • Citywide Recreational Vehicle (RV) Program – Budget, Finance and Innovation Report Item No. 16 The Council modified the Mayor’s Proposed Budget by reducing funding in the amount of \$3,000,000 from the GCP Additional Homeless Services Account and adding funding in the same amount to a new line account in the Unappropriated Balance to establish the Citywide RV Program and provide services and assistance to individuals experiencing RV homelessness. 	-	3,000,000
<ul style="list-style-type: none"> • LAHSA-HET – Funding is set aside for Homeless Engagement Teams pending a report from LAHSA on the deployment of the HETs. 	2,707,488	4,641,754
<ul style="list-style-type: none"> • Opioid Settlement Funds – Budget, Finance and Innovation Report Item No. 18 The Council modified the Mayor’s Proposed Budget by reducing funding in the amount of \$11,668,975 from the GCP Opioid Settlement Funds Account and adding funding in the same amount to a new account in the Unappropriated Balance to provide opioid abuse treatment to individuals as part of the Inside Safe Initiative, pending review of distribution and availability of beds. Funding is provided by the Opioid Settlement Trust Fund. 	-	11,668,975
<ul style="list-style-type: none"> • Substance Use Disorder Treatment Beds – Budget, Finance and Innovation Report Item No. 19 The Council modified the Mayor’s Proposed Budget by deleting funding in the amount of \$11,810,000 from the GCP Substance Use Disorder Treatment Beds Account and adding funding in the same amount to a new account in the Unappropriated Balance to provide substance use treatment for individuals in need of residential care for up to a year as part of the Inside Safe Initiative, pending review of distribution and availability of beds. 	-	11,810,000
<ul style="list-style-type: none"> • Sworn Overtime – Funding was provided in the amount of \$4,000,000 in addition to funding in the same amount in the Police Department’s Overtime Sworn Account allocated for A Bridge Home (ABH) sites. The proposed decrease reflects the funding is all provided for 2023-24 in the Police Department’s Overtime Sworn Account. 	4,000,000	-
<ul style="list-style-type: none"> • Sworn Overtime for Interim Homeless Housing Sites – Budget, Finance and Innovation Report Item No. 87 The Council modified the Mayor’s Proposed Budget by reducing funding in the amount \$6,270,000 from the Police Sworn Overtime Account and adding funding in the same amount to a new account in the Unappropriated Balance for Police sworn overtime at interim homeless housing sites, pending a report on an allocation formula for these funds. 	-	6,270,000
Unappropriated Balance Subtotal	<u>7,707,488</u>	<u>52,390,729</u>
Total LAHSA, City Departments, Non-Departmental, and UB	<u>1,168,514,606</u>	<u>1,277,749,849</u>

Homeless Services and Housing Program

<u>Adopted Budget 2022-23</u>		<u>Adopted Budget 2023-24</u>
	SOURCE OF FUNDS	
--	¹ Cash Balance, July 1.....	1,734,624
	Less:	
--	Prior Year's Unexpended Appropriations.....	--
--	Balance Available, July 1.....	1,734,624
200,004,043	General Fund.....	472,115,130
8,329,209	² Departmental Special Funds.....	22,506,952
58,000,000	American Rescue Plan - HOME Investment Partnerships Program Fund.....	27,058,399
11,763,938	Community Development Block Grant.....	41,381,606
10,488,548	Community Development Block Grant - COVID-19.....	--
2,048,743	Emergency Solutions Grant - COVID-19.....	--
--	Encampment Resolution Grant.....	2,416,891
7,216,767	Homeless Housing, Assistance and Prevention Grant.....	11,560,535
55,575,000	Homeless Housing, Assistance and Prevention 2 Grant.....	3,263,400
28,728,000	Homeless Housing, Assistance and Prevention 3 Grant.....	143,640,000
--	Homeless Housing, Assistance and Prevention 4 Grant.....	71,820,000
--	Measure United to House LA.....	150,000,000
--	Municipal Housing Finance Fund.....	10,000,000
20,624,523	Municipal Improvement Corporation of Los Angeles.....	6,736,151
416,241,732	Proposition HHH.....	261,516,161
49,647,103	Reserve Fund Loan.....	--
45,000,000	State/Federal Grants and Other Local Funds.....	52,000,000
254,847,000	State Homekey Program Grant, Round 2.....	--
\$ 1,168,514,606	Total Revenue	\$ 1,277,749,849
	APPROPRIATIONS	
	General Fund:	
703,073	Aging.....	728,959
77,454	Animal Services.....	80,491
--	Capital and Technology Improvement Expenditure Program.....	2,393,388
521,489	City Administrative Officer.....	10,456,849
365,428	City Attorney.....	377,244
493,547	City Planning.....	1,277,705
--	Civil + Human Rights and Equity.....	100,000
5,411,597	Community Investment for Families.....	13,106,258
428,834	Disability.....	853,455
3,000,000	Economic and Workforce Development.....	3,000,000
--	Emergency Management.....	260,993
1,439,709	Fire.....	1,542,805
968,696	General Services.....	968,696
11,284,914	General City Purposes.....	11,865,914
55,046,502	³ General City Purposes: Additional Homeless Services.....	17,000,000
--	General City Purposes: Homelessness Emergency.....	65,700,000
--	General City Purposes: Inside Safe Reserve.....	184,300,000
4,339,738	Housing.....	4,314,709
36,398,069	¹ Los Angeles Homeless Services Authority.....	38,445,928
4,988,432	Police.....	3,135,193
149,156	Public Works, Board.....	139,045
110,353	Public Works, Bureau of Contract Administration.....	255,454
64,704,804	Public Works, Bureau of Sanitation.....	72,094,175
130,136	Transportation.....	730,739
7,707,488	Unappropriated Balance.....	40,721,754
198,269,419	General Fund Subtotal	473,849,754
	Departmental Special Funds:	
70,932	City Attorney.....	145,064
738,878	City Planning.....	939,359
115,489	Community Investment for Families.....	168,617
--	General City Purposes: Opioid Settlement Funds.....	--
--	Unappropriated Balance: Opioid Settlement Funds.....	11,668,975
1,512,129	Housing.....	1,719,228

Adopted Budget 2022-23		Adopted Budget 2023-24
5,891,781	Recreation and Parks.....	7,865,709
8,329,209	Departmental Special Funds Subtotal	22,506,952
	American Rescue Plan - HOME Investment Partnerships Program Fund:	
58,000,000	⁴ Homekey 2.0 Permanent Supportive Housing.....	9,880,880
--	Homekey 3.0 Permanent Supportive Housing.....	17,177,519
58,000,000	American Rescue Plan - HOME Investment Partnerships Program Fund Subtotal	27,058,399
	Community Development Block Grant:	
11,763,938	⁴ Homekey 2.0 Permanent Supportive Housing.....	8,381,606
--	Acquisition for Interim and Permanent Housing.....	33,000,000
11,763,938	Community Development Block Grant Subtotal	41,381,606
	Community Development Block Grant - COVID-19:	
10,488,548	Homekey 2.0 Permanent Supportive Housing.....	--
2,048,743	Emergency Solutions Grant - COVID-19:	--
	Encampment Resolution Grant (Pending):	
--	Ballona Wetlands Ecological Reserve.....	2,416,891
7,216,767	⁵ Homeless Housing, Assistance and Prevention Program Grant 1:	
	⁴ Other Programs.....	11,560,535
	⁶ Homeless Housing, Assistance and Prevention 2 Program Grant:	
31,226,886	COVID-19 Homelessness Roadmap Operating Costs.....	--
7,894,350	A Bridge Home (ABH) Operating Costs.....	--
8,117,514	Street Strategy, Outreach, Public Health, and Hygiene - Citywide and Skid Row	--
4,446,000	Youth Experiencing Homelessness or At Risk of Homelessness.....	3,263,400
3,890,250	Administrative Costs.....	--
55,575,000	Homeless Housing, Assistance and Prevention Program Grant 2 Subtotal	3,263,400
	⁷ Homeless Housing, Assistance and Prevention 3 Program Grant:	
28,728,000	Interim Housing Operating and Capital Costs	68,855,991
--	Skid Row Housing	7,000,000
--	Permanent Supportive Housing	15,000,000
--	Outreach, Hygiene, Prevention and Supportive Services	28,365,209
--	Youth Experiencing Homelessness or At Risk of Homelessness.....	14,364,000
--	Administrative Costs.....	10,054,800
28,728,000	Homeless Housing, Assistance and Prevention Program Grant 3 Subtotal	143,640,000
	Homeless Housing, Assistance and Prevention 4 Program Grant:	
--	Interim Housing.....	17,822,133
--	Skid Row.....	3,497,634
--	Rapid Rehousing and Housing Navigation.....	26,135,298
--	Outreach, Hygiene, Prevention, and Supportive Services.....	10,079,937
--	Youth Experiencing or At Risk of Homelessness (10% Set Aside Required).....	7,182,000
--	Administrative Costs and Systems Support.....	7,102,998
--	Homeless Housing, Assistance and Prevention Program Grant 4 Subtotal	71,820,000
	Measure United to House LA (ULA):	
--	Affordable Housing Programs.....	61,804,680
--	Homelessness Prevention Programs.....	88,195,320
--	Measure United to House LA (ULA) Subtotal	150,000,000
	Municipal Housing Finance Fund (MHFF):	
--	Acquisition for Interim and Permanent Housing.....	10,000,000
	Municipal Improvement Corporation of Los Angeles (MICLA)	
18,811,000	CARE Vehicles.....	3,626,000
1,813,523	LSD Yard Improvements.....	3,110,151
20,624,523	Municipal Improvement Corporation of Los Angeles (MICLA) Subtotal	6,736,151

<u>Adopted Budget 2022-23</u>		<u>Adopted Budget 2023-24</u>
	Proposition HHH:	
	Acquisition for Interim and Permanent Housing.....	15,000,000
332,090,269	Construction of Permanent Supportive Housing.....	244,143,068
84,151,463	⁴ Homekey 2.0 Permanent Supportive Housing.....	2,373,093
416,241,732	Proposition HHH Subtotal	261,516,161
	Reserve Fund Loan:	
49,647,103	Homekey 2.0 Permanent Supportive Housing.....	--
	State/Federal Grants and Other Local Funds:	
45,000,000	Construction of Permanent Supportive Housing.....	22,000,000
--	Homekey 3.0 Permanent Supportive Housing.....	30,000,000
45,000,000	State/Federal Grants and Other Local Funds Subtotal	52,000,000
254,847,000	State Homekey Program Grant, Round 2:	--
<u>\$ 1,166,779,982</u>	Total Appropriations	<u>\$ 1,277,749,849</u>
<u>\$ 1,734,624</u>	Ending Balance, June 30	<u>\$ --</u>

1 The 2022-23 General Fund appropriation for LAHSA is reduced to reflect the agency's anticipated underspend of \$1,734,624, which is being used to offset its 2023-24 General Fund appropriation.

2 Departmental Special Funds include: Planning Case Processing Fund, Building and Safety Permit Enterprise Fund, Community Development Trust Fund, Community Service Trust Fund, the Federal Emergency Solutions Grant Fund, Affordable Housing Trust Fund, Opioid Settlement Trust Fund, and the Recreation and Parks Other Revenue Fund.

3 The Additional Homeless Services is jointly administered by the Mayor and City Council.

4 Funding in the amount of \$20.6 million for Project Homekey 2.0 Permanent Supportive Housing is estimated to rollover from 2022-23.

5 Homeless Housing, Assistance, and Prevention Round 1 funding in the amount of \$11.6 million is estimated to rollover from 2022-23.

6 Homeless Housing, Assistance, and Prevention Round 2 funding in the amount of \$3.3 million is estimated to rollover from 2022-23.

7 Homeless Housing, Assistance, and Prevention Round 3 funding in the amount of \$28.7 million is estimated to rollover from 2022-23.

THIS PAGE INTENTIONALLY LEFT BLANK

STREET IMPROVEMENT

The 2023-24 Adopted Budget provides street improvement resources through the Pavement Preservation Program, Pavement Preservation Access Ramps, the Failed Streets Reconstruction Program, the Complete Streets Program, and the Bicycle Lane Repair and Maintenance Program. These programs help maintain and improve 6,500 centerline miles (23,000 lane miles) of streets throughout the City and are described in the following pages. The 2023-24 Adopted Budget for these street improvement programs is summarized as follows:

2023-24 Street Improvement Program Summary	
Program	Adopted Funding
Pavement Preservation	\$ 154,199,518
Pavement Preservation - Access Ramps	\$ 20,327,041
Failed Streets Reconstruction	\$ 24,252,931
Complete Streets	\$ 3,448,161
Bicycle Lane Repair and Maintenance	\$ 4,200,000
Total	\$ 206,427,651

PAVEMENT PRESERVATION PROGRAM

The Pavement Preservation Program includes activities required to properly maintain the City street system and keep the system from deteriorating. The Program is led by the Bureau of Street Services with support provided by the Department of Transportation, Bureau of Engineering, and Department of General Services.

The 2023-24 Adopted Budget for the Pavement Preservation Program is summarized as follows:

2023-24 Pavement Preservation					
Funding by Source	Public Works				Total
	Street Services	Engineering	Transportation	GSD	
Special Gas Tax	\$ 41,212,670	\$ 399,679	\$ 2,735,227	\$ 1,950,863	\$ 46,298,439
Proposition A	580,359	-	-	-	580,359
Proposition C	-	-	6,917,764	475,814	7,393,578
Street Damage Restoration Fee	30,553,449	401,344	-	7,330,137	38,284,930
Stormwater Pollution Abatement	460,350	-	-	-	460,350
Measure R	19,627,711	-	1,875,501	1,445,355	22,948,567
Measure M	4,127,280	-	1,571,186	-	5,698,466
General Fund	17,748,518	1,332,745	13,188,062	265,504	32,534,829
Total	\$ 114,310,337	\$ 2,133,768	\$ 26,287,740	\$ 11,467,673	\$ 154,199,518

Pavement preservation activity consists of the following:

- Resurfacing: Crews remove a layer of the asphalt surface and then repave with new asphalt that may include up to 50 percent recycled content.
- Slurry sealing: Crews apply liquid asphalt made with recycled waste tires to the riding surface of residential streets. This thin coat of rubberized material prevents water intrusion and can extend the service life of the existing pavement by up to seven years. Slurry seal can be applied at intervals of three to seven years during the life of the road surface.
- Large Asphalt Repairs: Crews remove and replace distressed pavement. At times the removal of distressed pavement also involves removal of subsurface tree roots that are pushing up the surface of the pavement.

- Small asphalt repairs, including potholes: Minor defects in the road surface are repaired with hot mix asphalt or cold patch material by dedicated crews that respond to service requests from the public.

Generally, the approach to pavement preservation incorporates two strategies to help keep the City’s good streets in a state of good repair:

- The most economical selection of streets and rehabilitation method used; and,
- The prevention or slowing of the deterioration of streets.

PAVEMENT PRESERVATION – ACCESS RAMPS

Funds are provided for design and construction of access ramps associated with pavement preservation activity. A total of \$20,327,041 from the Street Damage Restoration Fee Fund (\$17,400,000) and the Measure R Local Return Fund (\$2,927,041) is provided to bring access ramps associated with the Pavement Preservation Program into compliance with the Americans with Disabilities Act (ADA).

2023-24 Pavement Preservation Access Ramps Funding	
Funding Source	Adopted Funding
SDRF - Special Purpose Fund Appropriation	\$ 17,400,000
Measure R - Special Purpose Fund Appropriation	\$ 2,927,041
Total	\$ 20,327,041

FAILED STREETS RECONSTRUCTION PROGRAM

The Failed Streets Reconstruction Program will provide repair to the most severely damaged streets within the City street system. Approximately 5,560 lane miles of City streets are measured as failed. The Failed Streets Reconstruction Program focuses on these severely damaged streets with the lowest ratings. Failed streets pavement reconstruction addresses damage at the roadway base, located below the surface, and other structural issues caused by utility cuts, water intrusion, and other impacts. Repair of these streets can improve the overall condition of the street system and result in safer streets, add to property values, lower liability and litigation costs, and encourage bicycling and other modes of transportation.

The Failed Streets Reconstruction Program is led by the Bureau of Street Services with support from the Department of Transportation, the Bureau of Engineering, and the Department of General Services.

The Failed Streets Reconstruction Program funding for 2023-24 is summarized as follows:

2023-24 Failed Streets Reconstruction Program						
Funding Source	PW-Street Services	PW-Engineering	General Services	Transportation	Special Purpose Fund Appropriation	Total
SDRF	\$ 9,781,770	\$ 144,605	\$ 112,634	\$ 466,359	\$ 7,236,694	\$ 17,742,062
Measure M	\$ 3,799,906	\$ 144,604	\$ -	\$ 466,359	\$ 1,100,000 *	\$ 5,510,869
SB1 - RMRA	\$ -	\$ -	\$ -	\$ -	\$ 1,000,000 *	\$ 1,000,000
Total	\$ 13,581,676	\$ 289,209	\$ 112,634	\$ 932,718	\$ 9,336,694	\$ 24,252,931

* Included in these line items are appropriations totaling \$2.10 million (\$1.1 million in Measure M and \$1.0 million in SB 1) for concrete street repair. Reconstruction of concrete streets may include full street reconstruction and also large panel replacement due to damage caused by tree roots uplifting panels and drainage issues.

COMPLETE STREETS PROGRAM

The Complete Streets Program combines the reconstruction of failed streets with the installation of safety measures, repair of damaged curbs, gutters, sidewalks, and installation of stormwater capture infrastructure. The Complete Streets Program was created in 2017-18, funded through new sources of City revenue that year. The following table represents Complete Streets Program funding to date by funding source:

Complete Streets Program - Round 1											
Funding Source	2017-18 Adopted	2018-19 Adopted	2018-19 Interim Appropriation Change	2019-20 Adopted	2019-20 Interim Appropriation Change	2020-21 Adopted	2020-21 Interim Appropriation Change	2021-22 Adopted	2022-23 Adopted	2023-24 Adopted	Total
SB1/RMRA	\$ 1,500,000	\$ 23,561,000	\$ -	\$ 1,423,954	\$ -	\$ -	\$ 2,400,000	\$ 3,820,000	\$ 9,429,650		\$ 42,134,604
SDRF	\$ -	\$ 10,000,000	\$ (8,174,061)	\$ 20,500,000	\$ (20,500,000)	\$ -	\$ -	\$ -	\$ -		\$ 1,825,939
BSS Dept. Appr (Measure M)	\$ -	\$ 3,201,342	\$ -	\$ 3,358,019	\$ -	\$ 2,946,801	\$ -	\$ 3,169,585	\$ 3,433,600	\$ 3,448,161	\$ 19,557,508
Measure M	\$ 5,115,046	\$ 9,000,000	\$ -	\$ 5,333,000	\$ -	\$ 2,400,000	\$ (2,400,000)	\$ 2,400,000	\$ -		\$ 21,848,046
Measure W	\$ -	\$ -	\$ -	\$ 3,667,000	\$ -	\$ -	\$ -	\$ -	\$ -		\$ 3,667,000
Total	\$ 6,615,046	\$ 45,762,342	\$ (8,174,061)	\$ 34,281,973	\$ (20,500,000)	\$ 5,346,801	\$ -	\$ 9,389,585	\$ 12,863,250	\$ 3,448,161	\$ 89,033,097

The six projects included in the Complete Streets Program are listed below. They are currently in various stages of completion. The total cost for all six projects is \$89,033,097.

- Roscoe Blvd from the I-405 to Woodman Ave (\$8.6 million) – Complete
- Venice Blvd (East) from Arlington Ave to Figueroa St (\$13.6 million) – Complete
- Main Street (South) from MLK Blvd to Imperial Hwy (\$13.9 million) – Complete
- Temple Ave from Beverly Blvd to Beaudry Ave (\$9.2 million) – Complete
- Reseda Blvd from Parthenia St to Victory Blvd (\$24.7 million) – In Construction
 - Construction estimated to be complete by June 30, 2023
- Avalon Blvd from San Pedro St to 120th St (\$19 million) – In Construction
 - In Bid and Award, Construction estimated to start by July 1, 2023

Funding is provided for an additional project on LaBrea Ave (from Coliseum to Adams) (\$11.23 million) comprised of the following sources: \$9 million Safe Streets for All Grant, \$1.6 million from prior year Capital and Technology Improvement Expenditure Program (CTIEP) funds, and \$625,000 from the 2023-24 CTIEP - Measure R Local Return Fund, as required matching funds for the project grant.

No additional funds will be provided and once the above listed projects are completed, the Complete Streets Program will end. As the projects are completed, department resources are to be shifted to addressing backlogged street improvement maintenance work in underserved communities.

BICYCLE LANE REPAIR AND MAINTENANCE

2023-24 Bicycle Lane Repair and Maintenance

Funding Source	Adopted Funding
Measure R - Special Purpose Fund Appropriation	\$ 432,161
SDRF - Special Purpose Fund Appropriation	\$ 2,643,089
SDRF - Bureau of Street Services	\$ 1,124,750
<i>Total Proposed for Bicycle Lane Repair and Maintenance</i>	\$ 4,200,000

Bicycle Lane repair and maintenance includes Citywide bike lane repair and maintenance to ensure public safety. Repairs can be either in the bicycle lane only or the entire street segment. These repairs or maintenance activities can include the following:

- Concrete
- Asphalt
- Slurry
- Resurfacing
- Reconstruction
- Pavement Markings
- Signage

THIS PAGE INTENTIONALLY LEFT BLANK